

WILEMAN'S  
**BRAZILIAN REVIEW**

A WEEKLY JOURNAL OF TRADE, FINANCE ECONOMICS AND SHIPPING

RIO DE JANEIRO  
AV. HENRIQUE VALLADARES, 145

ESTABLISHED 1898


CAIXA POSTAL  
P. O. BOX 809

VOL. 34

RIO DE JANEIRO, 11TH SEPTEMBER, 1939

N° 37 25000

# ROYAL MAIL



REGULAR FAST MAIL, PASSENGER AND CARGO SERVICES BETWEEN  
**BRAZILIAN PORTS AND EUROPE & RIVER PLATE**

SPECIAL EXPRESS VOYAGES  
BY MAGNIFICENT NEW 26,000 — TON PASSANGER LINER

FROM  
SANTOS  
16 OCTOBER  
27 NOVEMBER

## "ANDES"

FROM  
RIO DE JANEIRO  
17 OCTOBER  
28 NOVEMBER

FOR PASSAGES AND FURTHER INFORMATION APPLY TO

ROYAL MAIL AGENCIES (BRAZIL) LIMITED.  
Agents for ROYAL MAIL LINES, LIMITED  
Avenida Rio Branco, 51 - 55  
RIO DE JANEIRO

Also Agencies at Santos, São Paulo, Pernambuco, Bahia, Rio Grande, Bello Horizonte, & C.

THE  
CITY OF SANTOS IMPROVEMENTS  
COMPANY, LTD.

Praça dos Andradas, 27 - Caixa Postal, 4

SANTOS

**GAS DEPARTMENT.** Gas of constant quality and at constant pressure supplied at all times. Specially made cookers available on loan at reduced rates. Large and graded coke produced, of quality particularly suitable for domestic purposes. Also soft Pitch for Waterproofing purposes, crude Benzol and Oils for the manufacture of Desinfectants.

**WATER DEPARTMENT.** Large and unfailing supply of water of guaranteed purity distributed daily. Ships supplied to any amount, at delivery rates to a maximum of 150 tons hourly when required.

**ELECTRICITY DEPARTMENTS.** Installations of any magnitude for light and power. Cheap power for long-hour consumers. Motor repairs.

**TRAMWAYS DEPARTMENTS.** 85 kilometres of rapid electric service. Season tickets and special terms for large parties. Parcel delivery to any point on tramway routes. Electric transport of Goods and Building Material at cheap rates. Goods from interior should be despatched "Companhia City, Desvio Sabão".

Telegraphic Address: "Cidade"—SANTOS.

ALL ABOUT COFFEE

(Second and Revised Edition)

By WILLIAM H. UKERS, M. A.

Editor: *The Tea and Coffee Trade Journal.*

Author:

"*All About Tea*", "*Coffee Merchandising*",  
"*Coffee in a Nutshell*".

The Fruit of Thirty Years' Experience  
with the Trade and Study of the Subject.

FEATURES:—Complete Reference Table of All Coffees.  
- A Coffee Chronology of 562 Dates. - A Coffee The-  
saurus. - A Coffee Bibliography Information on  
the Chemistry and Pharmacology of Coffee,  
Coffee Cultivation. - Preparation & Mark-  
eting. - World Production and con-  
sumption of Coffee. - History  
of the Coffee. - Houses of  
the Old New Worlds.

1,000 illustrations Four Pages in color.

Issued in One Volume of 38 chapters, 832 pages, ap-  
proximately 500,000 words, covering all the important  
Historical, Technical, Scientific, Commercial Social  
and Artistic phases of the subject.

Bound in Buckram - stamped in gold  
Price, \$15, postpaid.

Cash with Order: U. S. Curreney, Published by  
The Tea Coffee Trade Journal Co.  
79, Wall Street, New York

Also obtainable from *Wileman's Brazilian Review*

"CAPITAL"

For Half a Century India's Leading  
Weekly on

COMMERCE - FINANCE  
AND INDUSTRY

A circulation which embraces practically every  
country in the world because it is indispensable  
to anyone interested in Indian markets.

Annual Subscription: £4.8. Od.  
For further details as to Sub-  
scription or Advertising rates,  
& for Specimen copy, apply to:

"Wileman's Brazilian Review"

RIO DE JANEIRO

or

"CAPITAL" LTD.

1, Commercial Buildings, Clive Street,  
CALCUTTA, India.

THE

"SOUTH AMERICAN JOURNAL"  
and Brazil & River Plate Mail

(ESTABLISHED 1863)

This weekly paper has for long been the recogni-  
sed organ for Latin-American affairs. It covers  
all aspects, makes a special feature of trade and  
finance, is free of any Government or other con-  
trol and deals with Brazil in a fearless but  
friendly manner, bringing a long experience to  
bear upon any subject.

CIRCULATES THROUGHOUT THE COUN-  
TRIES OF LATIN-AMERICA, GREAT BRI-  
TAIN, THE UNITED STATES, EUROPE,  
JAPAN, ETC.

THE PREPAID TERMS OF SUBSCRIPTION  
ARE 40/- PER ANNUM IN GREAT BRITAIN  
45/- PER ANNUM ELSEWHERE.

Communications respecting advertisements  
or subscriptions should be addressed to:

"SOUTH AMERICAN JOURNAL"

52, Queen Victoria St., London, E. C. 4

Manager, Publishing Department.

# Wileman's Brazilian Review

A WEEKLY JOURNAL OF TRADE, FINANCE, ECONOMICS AND SHIPPING

VOL. 34

RIO DE JANEIRO, 11th SEPTEMBER, 1939

N.º 37

## Wileman's Brazilian Review

ESTABLISHED:

Offices: Av. Henrique Valladares N.º 145  
Rio de Janeiro

Telephone: 22-9781 — Caixa do Correio (P.O. Box) 809  
Tel. Address: "Review", *Riojaneiro*.

Director Responsavel: ARTUR F. BRAGA  
Redac. e Administração: Av. Henrique Valladares, 145

### Subscriptions (Payable in advance):

Brazil, 100\$000 per annum. Abroad £3 per annum.  
Separate copies 2\$000. Back Nr. 2\$500 per copy.

### ADVERTISING RATES ON APPLICATION

#### AGENTS:

NEW YORK: "The Tea and Coffee Trade Journal",  
79, Wall Street.  
COPENHAGEN: "The Scandinavian Shipping Gazette",  
38, Vestre Boulevard.  
CALCUTTA: "Capital" Ltd. 1, Commercial Buildings  
(P. O. Box, 14).

NOTICE.—The Editor is not responsible for Correspondence or Articles signed with the writer's name or initials, or with a pseudonym, or that are marked "Communicated". The Editor must likewise not necessarily be held in agreement with the views therein contained or with the mode of expression.

Original articles submitted for publication must be considered, unless otherwise arranged, exclusive to and the sole property of the Review.

In accordance with the Brazilian Press Law, no correspondence or contribution will be published in this Review unless authenticated by the date, name, and address of the contributor, though not necessarily for publication.

## NOTES

Exchange  
Bank of Brazil selling rates for sight drafts on Friday last were 81\$600 for pounds 19\$980 or dollars \$470 for French francs.

Coffee  
Quotations last Friday were 19\$000 per 10 kilos for Santos Type 4 and 12\$600 for Rio Type 7.

## BRITISH FINANCE AND COMMERCE

BY ROBERT MACKAY

### TRADE AND FINANCE.

The healthy state of British financial and commercial enterprise is revealed in the latest monthly statement of average weekly balances of the eleven London clearing banks. During July the average deposits held by these banks increased by over £21 millions, the total being £2,329,895,000. In the same month business financed by the banks was at a weekly average of 982,000,000, compared with £980,100,000 in July, 1938, while the item for acceptances etc. was £122,000,000, compared with £115,100,000 in 1938. The aggregate paid-up capital of these banking institutions is . . . £78,197,000 and their reserve funds stand at over £60½ millions.

As regards commercial conditions, the sound position of British trade was referred to by Minister of Transport in a recent speech, when he drew attention to the consistent progress made by such industries as shipbuilding, coal-mining and engineering, in spite of difficulties in world economy. British industrial recovery, he said, had not been due solely to defence expenditure, and the British visible balance of trade for the first six months of this year was £20 millions better than in the first six months of 1938. Another important aspect was, as the Minister stated, the fact that the standard of living had continued to rise. Confirmation of this uninterrupted improvement is afforded by the latest returns of wireless licences. During July 363,114 licences were issued, bringing their total number to well over 9,000,000. This represents a net increase of 20,640 over June, and follows a rise of 26,060 in June over the May figure.

### STEEL AND COAL.

British industrial expansion during the past months has been both widespread and continuous. The steel position has a special significance as a key industry reflecting the conditions obtaining in a vast number of other trades, whose production depends on steel. In July the British steel output reached the highest total ever recorded for a July month. At 1,153,100 tons it exceeded the previous highest July figure — that for July, 1937 — by 94,000 tons, while it was nearly 500,000 tons above the total for July, 1937 — that for July, 1937 — by 94,000 tons, capable of maintaining an annual production of . . . 14,000,000 tons without any strain. This estimate makes ample allowance for normal stoppages, even including unforeseen contingencies, and is still well within the annual rate of 14,700,000 tons, which is taken as the normal annual capacity of the British steel industry. Ordinary commercial demands absorb at least half the present output.

Coal is another key industry in which production is steadily increasing. The output from British mines in

# MAILS

## AIR-MAIL SERVICES

The hours refer to the closing times of mails at the Agencies  
For connecting services consult the Agencies

### DEPARTURES

Day	Service	To	Phone
Monday	5 pm Panair	N. America, Japan & China	22-0712
do	5 pm do	P. Alegre	22-0712
do	5 pm do	Bahia	22-0712
Tuesday	5 pm do	P. Alegre	22-0712
do	6 pm Air France	Chile	23-0010
do	6 pm Condor	do	23-1970
do	6 pm Panair	Portaleza	22-0712
Wednesday	5 pm Panair	P. Alegre	23-1970
do	6 pm Condor	P. Alegre	22-0712
Thursday	5 pm Panair	Ecuador	23-1970
do	6 pm Condor	Belem	23-1970
do	2 pm do	Natal & Europe	23-1970
Friday	5 pm Panair	N. America, Japan & China	22-0712
do	5 pm do	P. Alegre	22-0712
do	5 pm do	Portaleza	22-0712
Saturday	5 pm do	P. Alegre	22-0712
do	6 pm Air France	Africa, Europe, Asia	23-0010
do	6 pm Condor	Chile	23-1970
do	6 pm do	Chayabá & Bolivia	23-1970
Sunday	5 pm Panair	Ecuador	22-0712
do	5 pm Condor	Belem	23-1970
do	6 pm do	P. Alegre	23-1970

## BRITISH & FOREIGN IMPORT AGENCY

30 Royal Street, Port Louis, Mauritius.

Commission Agents & Manufacturers' Representatives, seek connections with Brazilian & Continental exporters and manufacturers.

Bank references: Mauritius Commercial Bank, Barclay's Bank (Dominion, Colonial & Overseas)

## WILEMAN'S BRAZILIAN REVIEW

Circulates in 33 different countries

THE STANDARD PUBLICATION FOR BRAZILIAN STATISTICS

quoted by Government Departments the world over.

## STEAMER SERVICES

Sailing dates checked with Steamship Agencies on Friday previous to printing.

TO EUROPE			
Dep.	Vessel	Destination	Phone
21	Salland	Amsterdam	23-2937
26	Bore X	Finland	23-1532
5	Montferland	Amsterdam	43-2937
5	Mercator	Finland	23-1532

FROM EUROPE			
Arrives	Vessel	From	Phone
22	Mendoza	Marseille	23-2930
24	Lipari	Havre	23-1965
25	Amstelland	Amsterdam	43-2937
26	Augustus	Genoa	23-5840

TO U. S. A.			
Dep.	Vessel	Destination	Phone
20	Uruguay	New York	43-0910
27	Western Prince	New York	23-5820
30	Devalle	New Orleans	43-4501

FROM U. S. A.			
Arrives	Vessel	From	Phone
20	Delnorte	New Orleans	23-413
22	Argentina	New York	43-091
29	Southern Prince	New York	23-582

TO BUENOS AIRES			
Dep.	Vessel	Destination	Phone
21	Oceania		23-581
22	Mendoza		23-293
24	Lipari		43-293
25	Amstelland		23-581
26	Augustus		23-581

FROM BUENOS AIRES			
Arrives	Vessel	From	Phone
21	Salland		43-293
26	Bore X		23-153
5	Montferland		43-243
5	Mercator		23-153

TO SOUTH AFRICAN & JAPAN			
Dep.	Vessel	Destination	Phone

FROM SOUTH AFRICA & JAPAN			
Arrives	Vessel	From	Phone
25	Santos Maru	Kobe	23-153
25	Yamagiri Maru	Kobe	43-091

## Rio Cape Line Ltd.

Direct Cargo Service from Rio de Janeiro and Santos to Cape Town, Mossel Bay, Port Elizabeth, East London, Durban, and Lourenço Marques

THE JAPANESE STEAMER

### AFRICA MARU'

(Under Contract)  
Sailing 10th September

Followed by

### HAWAII MARU'


Sailing 6th October.

For further particulars apply to:  
HOULDER BROTHERS & Co. (BRAZIL) LTD.

Agents for the Rio Cape Line, Ltd.  
AVENIDA RIO BRANCO, 63/67 1st. floor

TELEPHONE 23.5820

RIO DE JANEIRO



**STAR  
of the Ship**

It isn't only in the movies that children are stars of the show. On Blue Star ships, too, the younger generation is given even more attention than adults receive. The broad decks provide generous playground space. Little ones have their own private playroom. Parties and special motion picture matinees keep them amused. Little wonder that parents prefer to travel on Blue Star liners.

*Blue Star Line*

the last week of July, for instance, rose by 285,000 tons compared with the previous week, and by 250,000 tons compared with the last of July, 1938.


Both wages and prices at pit-head have consistently improved since the centralisation of sales in August, 1936. Thus (neglecting fractions) wages per ton at pit-head have risen from 8s. 6d. in 1935-36 to 10s. 6d. to-day, while pit proceeds-prices have increased from 13s. 6d. to 17s. 9d. per ton, and the general financial position of the industry is incomparably better than it was four years ago.

#### ELECTRICITY DEVELOPMENTS.

Rapidly increasing use of electricity is one of the outstanding features of modern developments in British economic life. The latest official returns show that 1,918 million units of electricity were generated in Great Britain during July, 1939, compared with 1,650 million units in July, 1938, the increase being 15.8 per cent. For the first seven months of the year there was an increase of 1,879 million units, or 13.8 per cent.

Progress in the use of electricity has been particularly rapid in the English countryside in the past decade, and at the end of 1938 there was an electricity supply available to 67 per cent of all premises in the rural areas of Great Britain. In 1929 there were only 3,700 miles (5,920 kilometres) of lines running from the transformer-stations to the consumers' premises whereas to-day the total is over 20,000 miles (32,000 kilometres). Despite this steady record of progress, the construction of such lines proceeds at an even more rapid rate this year, and Great Britain is now among

the leading countries in rural electricity service. There are many English countries in which it is hardly possible to find a village or even a farm without electric light and in others, which until two years ago were classified as "backward" in the matter of electricity, the transformation has been radical. An interesting point is that the greater part of this development has been due to private enterprise. The large initial capital sums needed for such work in country areas have been provided by groups in the City which have been sufficiently strong financially to be able and willing to wait for some time before receiving any return on their investment. It may be added that the standard of British electrical equipment is a particularly high one.



**DEWAR'S  
"White Label"  
WHISKY**



**THE TRADE BALANCE OF BRAZIL**

VOLUME — DEADWEIGHT IN TONS OF 1,000 KILOS

YEAR 1938	Imports	Exports	Balance in	
			favour or	against Exp.
January	431.715	270.151	—	161.564
February	350.675	274.239	--	76.436
March	462.397	235.847	--	176.550
April	329.298	279.331	--	49.967
May	453.101	364.106	--	88.995
June	373.925	364.246	--	9.679
July	475.849	326.123	--	149.720
August	386.282	384.863	--	1.419
September	409.812	342.826	--	66.986
October	418.461	361.419	--	57.042
November	449.933	348.868	--	101.065
December	465.982	331.845	--	134.137

TOTAL . . . . . 5,007.430 3,933.870 -- 1,073.560

**YEAR 1939**

January	330.324	352.511	+	14.187
February	395.359	302.287	--	63.072
March	400.404	355.310	--	85.094
April	395.510	345.419	--	40.091

TOTAL . . . . . 1,529.597 1,355.527 -- 174.070

**VALUE IN CONTOS OF REIS**

YEAR 1938	Imports	Exports	Balance in	
			favour or	against Exp.
January	510.442	402.204	—	108.238
February	438.248	340.506	--	97.742
March	526.834	380.406	--	146.428
April	392.511	374.299	--	18.212
May	458.096	453.728	--	4.368
June	389.572	525.075	+	135.503
July	406.577	462.806	+	56.227
August	401.612	522.188	+	120.576
September	372.802	338.931	+	25.123
October	420.630	437.372	+	15.742
November	413.255	393.417	--	29.838
December	464.981	418.079	--	46.902

TOTAL . . . . . 5,195.570 5,096.893 -- 98.680

**YEAR 1939**

January	366.539	365.825	--	714
February	386.656	368.121	--	19.535
March	432.807	404.690	--	28.117
April	402.857	369.524	--	33.333

TOTAL . . . . . 1,588.859 1,508.160 -- 80.699

**VALUE IN £.1,000 (GOLD)**

(000's omitted)

YEAR 1938	Imports	Exports	Balance in	
			favour or	against Exp.
January	3.534	2.829	—	705
February	3.016	2.385	--	631
March	3.649	2.680	--	969
April	2.722	2.641	--	81
May	3.177	3.201	+	24
June	2.695	3.697	+	1,002
July	2.819	3.265	+	446
August	2.773	3.687	+	914
September	2.575	2.823	+	248
October	2.901	3.090	+	189
November	2.851	2.710	--	141
December	3.204	2.952	--	252

TOTAL . . . . . 35.916 35.945 + 29

**SÃO PAULO RAILWAY**

CONNECTING  
THE INTERIOR OF THE STATE  
WITH THE PORT OF SANTOS

**PASSENGER SERVICES** | Fast Frequent Trains  
Pullman, Buffet, Restaurant Cars

**TOURIST FACILITIES** | Guide Interpreters meet all  
Steamers at Santos  
Personally-conducted Tours &  
Sight-Seeing Trips  
Reservations at all Hotels &  
on other Railways

**FREIGHT & BAGGAGE** | Door to Door Baggage &  
Goods Transport  
Rapid, Economic, Guaranteed  
Services  
in conjunction with the C. G. T.  
(Road Transports)

**ADVERTISE on the S. P. R.** | REACH MILLIONS  
by PROPAGANDA on the  
S. P. R. System  
APPLY  
— Publicity Manager —  
Rua Anchieta 46, — São Paulo

**YEAR 1939**

January	2.526	2.583	+	57
February	2.666	2.600	--	65
March	2.983	2.859	--	125
April	2.658	2.515	--	142

TOTAL . . . . . 10,833 10,557 -- 275

**VALUE IN \$1,000 U. S. CURRENCY**

(000's omitted)

YEAR 1938	Imports	Exports	Balance in	
			favour or	against Exp.
January	29.201	23.399	--	5.9.2
February	24.908	19.696	--	5.2.2
March	30.108	23.111	--	7.997
April	22.356	21.695	--	651
May	26.065	26.255	+	2.00
June	22.163	30.423	+	8.239
July	23.169	26.837	+	3.669
August	22.766	31.261	+	7.495
September	21.109	23.143	+	2.034
October	23.828	25.381	+	1.554
November	23.387	22.234	--	1.154
December	26.309	24.238	--	2.071

TOTAL . . . . . 295.389 295.558 + 159

**YEAR 1939**

January	29.701	21.172	+	470
February	21.954	21.417	--	537
March	24.417	23.394	--	1.023
April	21.703	20.557	--	1.146

TOTAL . . . . . 88.775 86.530 -- 2.236

# EXCHANGE

## CURRENT RATES

Rio de Janeiro	B. of Brazil	Other Banks	Free	Official
	Sell	Sell	Buy	Buy
	1939	1939	1939	1939
	8th Sept.	8th Sept.	8th Sept.	8th Sept.
London ...	81.610	81.610	80.110	66.660
N. York ..	19.980	19.980	19.830	16.560
Berlin ...	—	—	—	—
Paris ...	470	470	—	—
Brussels ..	3.495	3.495	—	—
B. Aires ..	—	—	—	—
Lisbon ...	—	—	—	—
Madrid ...	—	—	—	—
Milan ...	—	—	—	—
Montevideo	—	—	—	—
Zurich ...	—	—	—	—
Amsterdam	10.814	10.814	—	—
Japão ...	—	—	—	—

## LONDON RATES

London on: —	1939	1939
	8th Sept.	1st. Sept.
London on: —	—	—
New York ...	Dollar	4.0
Paris ...	Franc	176
Berlin ...	Mark	n/c
Amsterdam ...	Florin	7.57
Brussels ...	Belga	23.67
Berne ...	Franc	17.87
Lisbon ...	Escudo	—
Madrid ...	Peseta	n/c
Genoa ...	Lira	n/c

## MONEY MARKET

### DISCOUNT RATES

	1939	1939
	8th Sept.	1st Sept.
Bank of England	2%	2%
" France	3 1/2%	3 1/2%
" Italy	5%	5%
" Spain	6%	6%
" Germany	4%	4%
London Market	9/16	9/16%
N/York Market	3/16%	3/16%

### OSWALDO ARAGÃO DA SILVEIRA

Official Exchange & Share Broker

E. SAUTTER  
 F. MARSDEN  
 RUA DA CANDELARIA, 28-2.º andar  
 Tel.: 23-1033—1034 23-5630—5995  
 P. O. Box 210  
 Telegraphic Address "FRASER"  
 RIO DE JANEIRO

# DELTA LINE

## "FLOATING BUNGALOWS"

Owned and Operated by

MISSISSISSIPPI SHIPPING CO. INC.

RIO to NEW ORLEANS in 18 days

With one stop at Victoria

Passengers — Mail — Freight

### NEXT SAILINGS:

	Southbound	
"DELNORTE"	Sept. 20	1939
"DELMUNDO"	Oct. 11	1939
	Northbound	
"DELVALLE"	Sept. 30	1939
"DELNORTE"	Oct. 21	1939

For further particulars apply to

## American Steamship Agencies, Inc.

Avenida Rio Branco, 2      Rua 15 de Novembro, 176  
 RIO DE JANEIRO      SANTOS  
 Tel. 23-1134      Tel. 2-285  
 43-4501

SÃO PAULO

### BRASILTUR

Rua Libero Badaró, 86

## SÃO PAULO RAILWAY

### ESTIMATED WEEKLY TRAFFIC RECEIPTS

Year	Week ended	Currency	Exchange	Sterling	Total to date
1938	Aug. 28th.	3,315:284\$600	2d. 753	38,373. 4. 1	1,125,998. 5. 0
1939	» 27th.	2,500:000\$000	2d. 619	27,281. 5. 0	1,033,195.10. 0
Increase.	—	—	—	—	—
Decrease	845:281\$600	Od. 134	11,091.19. 1	—	92,802.15. 0

## THE LEOPOLDINA RAILWAY COMPANY

### ESTIMATED WEEKLY TRAFFIC RECEIPTS

Year	Week ended	Receipts for week			Total from 1st January
		Currency	Exchange	Sterling	
1939	2nd. Sepr.	2,273:000\$	2. 72d.	£ 25.761	£ 698.381
1938	3rd. Sepr.	2,318:000\$	2. 70d.	£ 26.947	£ 693.410
Incr.	X X	\$	—	£ —	£ 4.911
Decr.	X X	45:000\$	0.07d.	£ 1.186	£ —



THE STOCK MARKET


Friday, 8th Sept., 1939			
	Sell	Buy	
Uniformizadas 5%	812S	810S	
Reajustamento — 5% ex-juros	823S	822S	
Ditto, com 11% emts.	—	1:080S	
Sundry Issues bearer	810S	808S	
Dito, nom.	818S	815S	
Ferrovias Railways bonds	1:040S	—	
Treasury Obrig. (1921)	—	1:020S	
Ditto, 1930	—	1:935S	
Ditto, 1932	1:060S	1:075S	
Ditto, 1937, 8%	—	925S	
Rio, 100 Dec. 2.316	—	—	
Ditto, 500S 8%	495S	—	
O Minas 1:000S 7%	812S	—	
Municipal Loan 6% 1905, bearer	—	166S	
Ditto, 1904, £20 nom.	—	500S	
Ditto, bearer	542S	510S	
Ditto, 1914	167S	166S	
Ditto, 1917	167S	166S	
Ditto, 1920, bearer	166S	—	
Ditto, 1933, bearer	—	106S	
Ditto, Dec. 2.264, 6%	—	188S	
Ditto, Dec. 1.535	190S	189S	
Bello Horizonte	789S	786S	
Esp. Santo, 1:000S 8%	820S	805S	
Ditto, 1:000S, 6%	620S	605S	
S. Paulo Unif. 1:000S 8%	1:022S	1:020S	
Petropolis, 200S, 7%	—	183S	
<b>Banks:</b>			
Banco do Brasil	462S	—	
Bôa Vista	—	850S	
Funcionarios	51S	46S	
Regional	—	—	
Portuguez, nom.	—	160S	
Portuguez, bearer	178S	—	
Commercio	—	256S	
Mercantil	—	650S	
Lar Brasileiro	308S	300S	
Provincia	—	—	
Credito Real de Minas	370S	360S	
<b>Railways:</b>			
M. S. Jeronymo	145S	143S	
Paulista	—	230S	
Victoria a Minas	—	—	
Jardim Botanico, entg.	—	—	
<b>Insurance:</b>			
Previdente	3:000S	—	
Garantia	—	—	
Sagres	480S	460S	
Continental	—	—	
Lloyd Atlantico	—	—	
Varejistas	—	1:900S	
Argos Fluminense	5:200S	2:500S	
Confianca	—	220S	
Proprietarios	650S	550S	
Sul America T.	—	800S	
<b>Textiles:</b>			
Taubaté Industrial	—	—	
Corcovado	102S	95S	
Cometa	—	—	
Brasil Industrial	—	320S	
Nova America	280S	—	
Manufactora	—	180S	
America Fabril	270S	250S	
Petropolitana P.	190S	180S	
Alliança	250S	—	
Progresso Industrial	370S	350S	
<b>Sundry:</b>			
Mestre & Blatgé	203S	200S5	

LONDON	
Brazil Funding 185%	—
Dito, 1914, new	—
Conversion, 1919, 4%	—
Ditto, 1908, 5%	—
Federal District 5%	—
Anglo-South Am. Bk. Ltd. ord.	—
Brazilian Traction, ord.	—
S. Paulo Coffee State Co. Ltd. 7%	—
Cables Wireless Telg. Co. Ltd. 7%	—
West Tel. Co. Ltd. 4% Dec. Stk. Red.	—
Braz. Warrant Agri & F'nce Co. Ltd. ord.	—
Rio de Jan. City Imp. Co. Ltd., ord.	—
Imperial Chemical Ind. Ltd.	—
S. Paulo Railway	—
Leopoldina Ry, 6½% Term., Dec. 1938	—
Rio de Janeiro Flour Mills	—
Bank of London & South America	—
Royal Mail	—
British Wear Loan 3½% 1927-47	—
Consols 2½%	—

NEW YORK	
American & Foreign Power Co., in.	—
American Telephone & Telegraph Co.	156.00
Armour & Co. of Illinois "A" Stock	4.25
Atlantic Refining Co.	18.25
Corn Products	55.87
Electric Bond & Share Co.	7.87
Brazilian Traction L. & P. Co., Ltd.	5.87
General Electric Company	33.00
General Motors Company	43.12
Internat'l Business Machines Corp.	166.00
Lone Star Cement	41.50
International Harvester Co.	46.00
Radio Corporation of America	5.12
Standard Oil Co. of New Jersey	39.75
Texas Company	35.12
United States Steel Corp.	44.50
Westinghouse Electric & Manuf. Co.	107.50
American Tobacco	75.00
Eastman Kodak Co.	158.00
Chrysler Corporation	74.25
Chase National Bank, N. Y.	29.00
National City Bank, N. Y.	23.00
Royal Bank of Canada	174.00

1938	1939	1939
8th Sept.	1st. Sept.	8th. Sept.
—	—	16.0.0
—	—	13.10.0
—	—	6.0.0
—	—	23.10.0
—	—	6.87
—	—	16.0.0
—	—	46.0.0
—	—	90.0.0
—	—	0.1.3
—	—	0.12.3
—	—	1.10.0
—	—	21.0.0
—	—	10.0.0
—	—	9.17.0
—	—	4.7.0
—	—	—
—	—	88.10.0
—	—	62.0.0
8th Sept.	1st. Sept.	8th. Sept.
—	2.00	2.37
—	156.00	162.50
—	4.25	7.75
—	18.25	22.25
—	55.87	65.00
—	7.87	9.25
—	5.87	6.50
—	33.00	30.75
—	43.12	52.75
—	166.00	—
—	41.50	42.00
—	46.00	62.75
—	5.12	6.00
—	39.75	49.00
—	35.12	47.25
—	44.50	67.75
—	107.50	124.87
—	75.00	78.00
—	158.00	151.00
—	74.25	85.37
—	29.00	31.00
—	23.00	26.00
—	174.00	160.00
Docas de Santos bearer	242S	240S
Cervejaria Brahma	850S	800S
Sul Mineira de Electricidade (Ord.)	—	320S
Bellas Artes	—	—
Expresso Federal pref.	—	—
Serviço Holerith, nom.	—	—
Hillerith P.	1:235S	—
Mercado Municipal	250S	240S
Docas de Santos, nom.	—	228S
Docas da Bahia	—	13S
Belga Mineira P.	—	343S
Ditto, N.	—	—
Melhoram. do Brasil	—	—
Hotéis Palace	—	1:200S
Art. de Borracha, intg.	—	—
Usinas Santa Luzia	—	—
Sul-America Capitaliz.	800S	—
<b>Debentures:</b>		
Mercado Municipal	210S	—
A. Paulista	205S	193S
Tecido Allianca	—	200S
Docas da Bahia	95S	88S
Bellas Artes	210S	—
Docas de Santos	188S	184S
Prog. e Ind. do Brazil	—	198S
Manufactora	—	160S
Nova America	—	1:030S
Lar Brasileiro	—	204S
Hotéis Palace	—	200S
Edificadora	120S	101S
Industria Mineira	—	130S
Carris Porto Alegre	201S	199S

YOU MUST HAVE  
A COPY OF



OBTAINABLE AT  
ROYAL MAIL OFFICES  
PRICE 15\$000

**COFFEE STATISTICS**

**ENTRIES**

Week ending, September, 2, 1939 — In bags of 60 kilos

	For the week ended		For the crop
	Sept, 2 1939	Aug, 26 1939	Sept, 2 1939
RIO:			
By Central and Leopoldina Ry . . . . .	15958	55895	387822
Coastwise . . . . .	1015	965	9220
Warehouses . . . . .	1779	6602	76429
<b>TOTAL . . . . .</b>	<b>18752</b>	<b>63462</b>	<b>473477</b>
Total Santos . . . . .	102787	143563	1897330
Total - Rio & Santos . . . . .	121539	207025	2370807

The total entries by different S. Paulo Railways for the crop to Sept. 2 1939

	Paulista Per	Sorocabana and others	Total at S. Paulo	Total Santos
1939 1940	330,965	1 301,111	1,635,070	1,897,330

**COFFEE LOADED (EMBARQUES)**

Week ending, September, 2, 1939 — In bags of 60 kilos

	During week ended		For the crop
	Sept, 2 1939	Aug, 26 1939	Sept, 2 1939
Rio . . . . .	45317	35886	473696
Santos . . . . .	98438	295184	1747490
<b>Total - Rio &amp; Santos . . . . .</b>	<b>143755</b>	<b>331070</b>	<b>2221186</b>

**SALES OF COFFEE (DECLARED)**

Week ending, September, 2, 1939 — In bags of 60 kilos

	During week ended		For the crop
	Sept, 2 1939	Aug, 26 1939	Sept, 2 1939
Rio . . . . .	1724	12314	141172
Santos . . . . .	53112	117692	1660211
<b>Total - Rio &amp; Santos . . . . .</b>	<b>54836</b>	<b>130006</b>	<b>1801383</b>

Value of Coffee Cleared for Foreign Ports

Week ending, September, 2, 1939 — In bags of 60 kilos

PORTS	During week ended				CROP TO	
	Sept. 2	Aug. 26	Sept. 2	Aug. 26	Sept. 2 1939	£
Rio	Bags 37488	Bags 57904	£ 27484	£ 42452	Bags 402565	£ 295144
Santos	Bags 385740	Bags 136942	£ 356033	£ 126396	Bags 1944023	£ 1794306
<b>TOTAL</b>	<b>423228</b>	<b>194846</b>	<b>333517</b>	<b>168848</b>	<b>2346588</b>	<b>2089450</b>
1939/1940						

**COFFEE SAILED**

Week ending, September, 2, 1939 — In bags of 60 kilos

PORTS	UNITED STATES	EUROPE & MEDITERRANEAN	COAST	RIVER PLATE	CAPE	OTHER PORT	TOTAL FOR WEEK	CROP TO DATE
Rio	18018	12600	2487	5200	—	1580	39975	418215
Santos	305929	73477	—	5809	25	500	385740	1946841
<b>TOTAL</b>	<b>323947</b>	<b>86167</b>	<b>2487</b>	<b>11009</b>	<b>25</b>	<b>2080</b>	<b>425715</b>	<b>2364585</b>

**OUR OWN STOCK**

In bags of 60 kilos

Rio Stock on August 26, 1939	561.182	
Entries during week ended Sept., 2, 1939 . . . . .	18.752	
	579.934	
Loaded (Embarques) for week ended, Sept., 2, 1939 . . . . .	45.137	
Local consumption week ended Sept., 2, 1939 . . . . .	3.500	
Stock at Rio on Sept., 2, 1939	2.475.688	533.262
Santos Stock on Aug., 26 1939	102.787	
Entries during week ended Sept., 2, 1939 . . . . .	2.578.475	
Loaded (Embarques) for week ended Sept., 2, 1939 . . . . .	98.438	
Stock at Santos on Sept., 2, 1939	2.480.037	
Stock at Rio and Santos on Sept., 2, 1939 . . . . .	3.013.299	
Stock at Rio and Santos on Aug., 26, 1939 . . . . .	3.036.870	

Note: — In the Rio Stock, 1,965 bags, included by D.N.C.

**BAHIA STOCKS**

Bahia Stocks, 1st September, 1939 . . . . .	5.962
Entries during week 8th Sept., 1939 . . . . .	1.694
Available . . . . .	7.656

Clearances during week:

To the U. S. . . . .	—	
To the Europe . . . . .	2.877	
To the Elsewhere . . . . .	1.922	4.799

Bahia Stock 8th September, 1939 . . . . . 2.857

**Wileman's Brazilian Review**

THE MIRROR OF BRAZILIAN BUSINESS

Subscription abroad £ 3.0.0d.

BRAZIL 100\$000

Payable in advance with order



AUG. 28th.	
BORGLAND	
Oslo	
Mc Kinlay S/A. . . . .	500
Ornstein & Cia. . . . .	50
Bergen	
Mac Kinlay S/A. . . . .	63
Kotka	
A. Jabour & Cia. . . . .	175
Viipuri	
Ornstein & Cia. . . . .	125
TOTAL	
	913

AUG. 28th.	
VENEZUELA	
Haparanda	
A. Jabour & Cia. . . . .	150
Gefle	
A. Jabour & Cia. . . . .	125
TOTAL	
	275

AUG. 28th.	
DELALBA	
N. Orleans	
Castro Silva Cia. S/A. . . . .	775
Soc. Export. de Café S/A. . . . .	625
Abreu & Filhos . . . . .	625
Felix Fonseca S/A. . . . .	625
TOTAL	
	2,650

AUG. 27th.	
JABOATÃO	
N. Orleans	
Felix Fonseca S/A. . . . .	323
Marcelino Martins F.º & Cia. . . . .	3,650
Castro Silva Cia. S/A. . . . .	1,335
Houston	
Felix Fonseca S/A. . . . .	3,450
Ornstein & Cia. . . . .	1,125
Marcelino Martins F.º & Cia. . . . .	725
Castro Silva Cia. S/A. . . . .	1,250
TOTAL	
	11,858

AUG. 28th.	
CAMAMU	
N. York	
Theodor Wille & Cia. L. . . . .	1,700
Soc. Export. de Café S/A. . . . .	125
TOTAL	
	1,825
TOTAL OVERSEAS	
	37,488

### COFFEE MANIFESTS SANTOS

JULY, 16th.	
WEST IVIS	
S. Francisco	
Hard Rand & Cia. . . . .	9,615
E. Johnston & Cia. L. . . . .	1,625
S/A. Leon Israel Co. . . . .	1,520
Ray Deininger & Cia. L. . . . .	500
Export. Café Brasil L. . . . .	250
Almeida Prado & Cia. . . . .	125
Los Angeles	
Theodor Wille & Cia. . . . .	750
Cia. Leme Ferreira . . . . .	500
S/A. Leon Israel Co. . . . .	250
Seattle	
Export. Café Brasil L. . . . .	500
E. Johnston & Cia. L. . . . .	351
S/A. Leon Israel Co. . . . .	250
Camargo Pacheco Cia. L. . . . .	250
Portland	
Almeida Prado & Cia. . . . .	1,000
Vancouver	
S. Nac. Export. L. . . . .	375
Cia. Prado Chaves . . . . .	100
San Pedro	
Hard Rand & Cia. . . . .	100
TOTAL	
	18,061

JULY, 17th.	
DELPLATA	
N. Orleans	
American Coffee Corp. . . . .	7,000
S/A. Leon Israel Co. . . . .	6,626
Hard Rand & Cia. . . . .	3,012
Barros Mello & Cia. L. . . . .	2,689
M. E. Rowland & Cia. L. . . . .	2,500
Lima Nogueira & Cia. . . . .	2,250
Theodor Wille & Cia. L. . . . .	1,800
H. La Domus & Cia. . . . .	1,750
Luiz Ferreira & Cia. . . . .	1,575
Ray Deininger & Cia. L. . . . .	1,500
Sampaio Bueno & Cia. . . . .	1,500
Mello Nogueira & Cia. . . . .	1,433
Ferreira da Silva & Cia. . . . .	1,875
Nioac & Cia. L. . . . .	1,250
E. Johnston & Cia. L. . . . .	1,250
G. Fernandes & Cia. L. . . . .	1,250
Junqueira Meirelles C. . . . .	1,175
Cia. Prado Chaves . . . . .	1,125
Almeida Prado & Cia. . . . .	812
Alves Ribeiro & Cia. L. . . . .	800
S/A. Francisco . . . . .	750
S/A. Rabello Alves . . . . .	500
S. Eduardo Nioac L. . . . .	375
J. G. Martins & Cia. L. . . . .	375
Cia. Paulista Export. . . . .	250
B. Gonçalves & Cia. L. . . . .	250
Cia. Brasileira de Café . . . . .	250
S. Nac. Export. L. . . . .	125
Cia. Leme Ferreira . . . . .	175
Houston	
Hard Rand & Cia. . . . .	5,875
Almeida Prado & Cia. . . . .	4,000
Nioac & Cia. L. . . . .	1,500
Mello Nogueira & Cia. . . . .	1,000
E. Johnston & Cia. L. . . . .	750
G. Fernandes Cia. L. . . . .	505
Barros Mello & Cia. L. . . . .	255
Cia. Prado Chaves . . . . .	250
S. Nac. Export. L. . . . .	125
TOTAL	
	60,482

JULY, 18th.	
EASTERN PRINCE	
N. York	
Cia. Leme Ferreira . . . . .	4,500
Theodor Wille & Cia. L. . . . .	750
Mc Laughlin & Cia. L. . . . .	600
Cia. Paulista Export. L. . . . .	500
Hard Rand & Cia. . . . .	500
S/A. Leon Israel Co. . . . .	500
Naumann Gepp & Cia. L. . . . .	500
Caio Guimarães & Cia. L. . . . .	500
Cia. Prado Chaves . . . . .	375
Export. de Café Brasil L. . . . .	250
H. La Domus & Cia. . . . .	250
Gabriel de Paula & Cia. . . . .	137
Montreal	
Ray Deininger & Cia. L. . . . .	250
TOTAL	
	9,612

JULY, 18th.	
HIGHLAND PRINCESS	
B. Ayres	
Lima Nogueira & Cia. . . . .	1,964
Mello Valente & Cia. L. . . . .	607
Sampaio Bueno & Cia. . . . .	500
Montevideo	
Sampaio Bueno & Cia. . . . .	300
Assumpção	
Sampaio Bueno & Cia. . . . .	200
TOTAL	
	3,571

JULY, 18th.	
ALCANTARA	
Lisbon	
Adriano Reis . . . . .	2
TOTAL	
	2

JULY, 18th.	
CUBANO	
N. York	
American Coffee Corp. . . . .	15,000
Sampaio Bueno & Cia. . . . .	3,220

Theodor Wille & Cia. L. . . . .	1,838
Alves Ribeiro & Cia. L. . . . .	1,000
Ray Deininger & Cia. L. . . . .	1,000
S/A. Leon Israel Co. . . . .	750
M. E. Rowland & Cia. . . . .	500
Hard Rand & Cia. . . . .	400
E. Johnston & Cia. L. . . . .	161
Montreal	
Ray Deininger & Cia. L. . . . .	250
TOTAL	
	24,119

JULY, 18th.	
SOBIESKI	
Gdynia	
Theodor Wille & Cia. L. . . . .	500
Naumann Gepp & Cia. L. . . . .	209
Martins Gregory & Cia. L. . . . .	63
E. Johnston & Cia. L. . . . .	39
Dantzig	
Barros Mello & Cia. L. . . . .	125
E. Johnston & Cia. L. . . . .	125
Cia. Leme Ferreira . . . . .	63
TOTAL	
	1,124

JULY, 18th.	
GENERAL OZORIO	
Hamburg	
Theodor Wille & Cia. L. . . . .	2,501
Almeida Prado & Cia. . . . .	213
Hard Rand & Cia. . . . .	125
TOTAL	
	2,839

JULY, 20th.	
VEERHAVEN	
S/A. Marques Ferreira . . . . .	500
Havre	
Cia. Prado Chaves . . . . .	350
Martins Gregory & Cia. L. . . . .	250
S. Mogyana Export. L. . . . .	135
Antwerp	
Assumpção Inmão Cia. L. . . . .	215
TOTAL	
	1,440

JULY, 20th.	
LA PLATA MARÚ	
Los Angeles	
Naumann Gepp & Cia. L. . . . .	775
Hard Rand & Cia. . . . .	150
M. E. Rowland & Cia. L. . . . .	125
G. Fernandes & Cia. L. . . . .	50
TOTAL	
	1,100

JULY, 20th.	
PARA'	
Oslo	
Theodor Wille & Cia. L. . . . .	113
Sampaio Bueno & Cia. . . . .	50
Copenhagen	
Almeida Prado & Cia. . . . .	125
Trondhjen	
Theodor Wille & Cia. L. . . . .	63
TOTAL	
	351

JULY, 21st.	
OLYMPIER	
Antwerp	
Lima Nogueira & Cia. . . . .	2,875
Hard Rand & Cia. . . . .	1,809
E. Johnston & Cia. L. . . . .	1,597
Cia. Leme Ferreira . . . . .	1,300
Almeida Prado & Cia. . . . .	1,030
Nioac & Cia. L. . . . .	1,000
Naumann Gepp & Cia. L. . . . .	528
H. La Domus & Cia. . . . .	375
Ferreira da Silva & Cia. . . . .	250
Martins Gregory & Cia. L. . . . .	250
S. Mogyana Export. L. . . . .	250
Gabriel de Paula & Cia. . . . .	191
Sampaio Bueno & Cia. . . . .	125
Junqueira Meirelles & Cia. . . . .	125
Theodor Wille & Cia. L. . . . .	125
S/A. Leon Israel Co. . . . .	125
J. G. Martins & Cia. L. . . . .	125
S. Eduardo Nioac L. . . . .	40
TOTAL	
	12,120

**JULY, 21st.**  
**CONTE GRANDE**  
**Genova**  
 S/A. Francisco Botti . . . . . 700  
 Barros Camargo & Cia. L. . . . . 450  
 Cia. Prado Chaves . . . . . 250  
**Port Said**  
 Gloffi Guerra Cia. L. . . . . 600  
 S/A. Leon Israel Co. . . . . 63  
**Alexandria**  
 Theodor Wille & Cia. L. . . . . 251  
**TOTAL** 2.314

**JULY, 21st.**  
**D. PEDRO II**  
**B. Ayres**  
 Cia. Leme Ferreira . . . . . 298  
**TOTAL** 298

**JULY, 24th.**  
**CABEDELLO**  
**N. Orleans**  
 Cia. Leme Ferreira . . . . . 8.905  
 Ray Deininger & Cia. L. . . . . 4.200  
 American Coffee Corp. . . . . 3.000  
 Cia. Paulista Export. . . . . 625  
 H. La Domus & Cia. . . . . 500  
 E. Johnston & Cia. L. . . . . 275  
 Luiz Ferreira & Cia. . . . . 259  
 Naumann Gepp & Cia. L. . . . . 250  
 Ferreira da Silva & Cia. . . . . 250  
**Houston**  
 Theodor Wille & Cia. L. . . . . 4.000  
 Ray Deininger & Cia. L. . . . . 750  
**TOTAL** 23.014

**JULY, 24th.**  
**BRASIL**  
**B. Aúres**  
 Soc. Eduardo Nioac L. . . . . 152  
 Nioac & Cia. L. . . . . 150  
 Caio Guimarães & Cia. . . . . 100  
**TOTAL** 402

**JULY, 24th.**  
**HIGHLAN CHIEFTAIN**  
**London**  
 E. Johnston & Cia. L. . . . . 6  
**TOTAL** 6

**JULY, 24th.**  
**ATLANTA**  
**Helsinki**  
 S/A. Leon Israel Co. L. . . . . 750  
 Theodor Wille & Cia. L. . . . . 625  
 Hard Rand & Cia. . . . . 125  
**Dantzic**  
 Theodor Wille & Cia. L. . . . . 125

Naumann Gepp & Cia.L. . . . . 63  
 E. Johnston & Cia. L. . . . . 50  
**Wiipurí**  
 Theodor Wille & Cia. L. . . . . 200  
**Turku**  
 Martine Gregory & Cia. . . . . 50  
 Naumann Gepp & Cia. L. . . . . 63  
**Yxspilla**  
 Theodor Wille & Cia. L. . . . . 100  
**Neufahrwasser**  
 Naumann Gepp & Cia. L. . . . . 62  
**TOTAL** 2.213

**JULY, 24th.**  
**NORMACSUL**  
**N. York**  
 American Coffee Corp. . . . . 10.000  
 Cia. Paulista Export. . . . . 6.506  
 S/A. Leon Israel Co. . . . . 2.325  
 Soc. Nac. Export. L. . . . . 750  
 Gabriel de Paula & Cia. . . . . 550  
 Soc. Eduardo Nioac L. . . . . 500  
 Calo Guimarães Cia. . . . . 500  
 Cia. Leme Ferreira . . . . . 438  
 Theodor Wille & Cia. L. . . . . 375  
 Lima Nogueira & Cia. . . . . 254  
 Mello Valente & Cia. . . . . 250  
 H. La Domus & Cia. . . . . 250  
 G. Fernandes & Cia. . . . . 250  
 Cia. Prado Chaves . . . . . 164  
**Hoboken**  
 E. Johnston & Cia. L. . . . . 5.000  
 Naumann Gepp & Cia. L. . . . . 1.500  
 Lima Nogueira & Cia. . . . . 1.500

**Boston**  
 Theodor Wille & Cia. L. . . . . 1.400  
 Junqueira Meirelles & Cia. . . . . 750  
 Cia. Paulista Export. . . . . 750  
 Lima Nogueira & Cia. . . . . 500  
 Hard Rand & Cia. . . . . 500  
 S. Mogyana Export. L. . . . . 250  
 G. Fernandes & Cia. . . . . 375  
 S. Nac. Export. L. . . . . 150  
 Gabriel de Paula & Cia. . . . . 125

**Candem**  
 Theodor Wille & Cia. L. . . . . 2.750  
 H. La Domus & Cia. . . . . 1.250  
**Philadelphia**  
 Theodor Wille & Cia. L. . . . . 1.500  
 Nioac & Cia. L. . . . . 376  
 H. La Domus & Cia. . . . . 250  
**Charleston**  
 E. Johnston & Cia. L. . . . . 375  
 Ferreira Alves & Cia. . . . . 250  
 Alves Ribeiro & Cia. L. . . . . 250

**Montreal**  
 Hard Rand & Cia. . . . . 250  
**Jacksonville**  
 Alves Ribeiro & Cia. L. . . . . 125

S/A. Leon Israel & Cia. L. . . . . 125  
**TOTAL** 43.413

**JULY, 25th.**  
**BRASIL**  
**N. York**  
 Cia. Leme Ferreira . . . . . 5.576  
 American Coffee Corp. . . . . 5.000  
 Theodor Wille & Cia. L. . . . . 2.700  
 S/A. Leon Israel Co. . . . . 2.508  
 Hard Rand & Cia. . . . . 1.375  
 Cia. Prado Chaves . . . . . 1.139  
 Export. de Café Brasil L. . . . . 1.150  
 Cia. Paulista Export. . . . . 1.000  
 Naumann Gepp & Cia. L. . . . . 500  
 Alves Ribeiro & Cia. L. . . . . 500  
 Barros Meilo & Cia. L. . . . . 450  
 Mc. Laughlin & Cia. L. . . . . 450  
 Caio Guimarães & Cia. . . . . 250  
 Ray Deininger & Cia. L. . . . . 250  
 H. La Domus & Cia. . . . . 250  
**TOTAL** 23.098

**JULY, 25th.**  
**MONTE ROSA**  
**Hamburg**  
 Theodor Wille & Cia. L. . . . . 7.250  
 Naumann Gepp & Cia. L. . . . . 5.500  
 S. Mogyana Export. L. . . . . 375  
**TOTAL** 13.125

**JULY, 25th.**  
**ALKAID**  
**Rotterdam**  
 Theodor Wille & Cia. L. . . . . 2.625  
 Hard Rand & Cia. . . . . 1.500  
 E. Johnston & Cia. L. . . . . 750  
 S. Santista Export. L. . . . . 500  
 Almeida Prado & Cia. . . . . 293  
 B. Gonçalves & Cia. L. . . . . 275  
 Assumpção Irmão Cia. L. . . . . 250  
 Naumann Gepp & Cia. L. . . . . 250  
 Junqueira Meirelles & Cia. . . . . 250  
 Lima Nogueira & Cia. . . . . 125  
 S/A. Leon Israel Co. . . . . 125  
 Martins Gregory & Cia. L. . . . . 125  
 Cia. Prado Chaves . . . . . 125  
 H. La Domus & Cia. . . . . 125  
 Sampaio Bueno & Cia. . . . . 125  
**Alexandria**  
 Cia. Prado Chaves . . . . . 250  
**Hamburg**  
 E. Johnston & Cia. L. . . . . 63  
**TOTAL** 7.756


**JULY, 26th.**  
**PRINCIPESSA MARIA**  
**Trieste**  
 S/A. Francisco Botti . . . . . 3.500

**DEN NORSKE SYD-AMERIKA LINJE**

(The Norwegian South America Line)

Regular Service to Denmark, Finland,  
 Norway Baltic, River Plate  
 & vice-versa with 8 fast going

MODERN DIESEL MOTOR LINERS



**NEXT SAILINGS**

FOR RIVER PLATE

M/S "CRUX" abt. 28/9/39  
 M/S "NORMA" abt. 15/9/39

FOR FINLAND, DENMARK  
 NORWAY & BALTIC

M/S "RIGEL" abt. 18/9/39  
 M/S "BORG" abt. 23/9/39

The vessels dispose of accommodation for a limited number  
 of 1st. class passengers for Scandinavia and also for London  
 & Dieppe with transhipment in Tenerife.

PASSAGE FARE: - Rio/Copenhagen Rs. 2:500\$000

For further particulars apply to

ALEX S. GRIEG & Cia. Ltda. — RUA S. PEDRO N.º 9 — RIO DE JANEIRO  
 ALEX S. GRIEG & Cia. Ltda. — PRAÇA DA REPUBLICA N.º 51 — SANTOS

Valinote & Cia. . . . .	200
Hard Rand & Cia. . . . .	126
Alves Ribeiro & Cia. L. . . . .	125
Naples	
Cia. Leme Ferreira . . . . .	1.302
Vidigal Prado & Cia. . . . .	550
D. N. Café . . . . .	300
Martins Gregory & Cia. L. . . . .	242
Almeida Prado & Cia. . . . .	2
S/A. Francisco Botti . . . . .	1
Luiz Ferreira & Cia. . . . .	1
TOTAL	6.849
JULY, 26th.	
NIENBURG	
Cap Town	
Hard Rand & Cia. . . . .	25
TOTAL	25
JULY, 26th.	
DANIO	
Boston	
Ray Deininger & Cia. L. . . . .	4.000
E. Johnston & Cia. L. . . . .	2.082
Naumann Gepp & Cia. L. . . . .	1.500
S/A. Leon Israel Co. . . . .	1.000
Almeida Prado & Cia. . . . .	1.000
Sampaio Bueno & Cia. . . . .	1.000
Theodor Wille & Cia. L. . . . .	250
Hard Rand & Cia. . . . .	250
Junqueira Meirelles & Cia. . . . .	150
N. York	
S/A. Leon Israel Co. . . . .	2.465
Theodor Wille & Cia. L. . . . .	806
Alves Ribeiro & Cia. L. . . . .	305
Junqueira Meirelles & Cia. . . . .	250
TOTAL	15.058
JULY, 26th.	
COPACABANA	
Antwerp	
Theodor Wille & Cia. L. . . . .	2.313
Cia. Leme Ferreira . . . . .	1.655
Almeida Prado & Cia. . . . .	1.262
Sampaio Bueno & Cia. . . . .	800
S. Mogyana Export. L. . . . .	533
Naumann Gepp & Cia. L. . . . .	375
Lima Nogueira & Cia. . . . .	375
Nioac & Cia. L. . . . .	250
Hard Rand & Cia. . . . .	250
E. Johnstons & Cia. L. . . . .	250
Martins Gregory & Cia. L. . . . .	250
Luiz Ferreira & Cia. . . . .	188
B. Gonçalves & Cia. L. . . . .	125
Alves Ribeiro & Cia. . . . .	78
TOTAL	8.704
JULY, 27th.	
CUYABA	
Havre	
Naumann Gepp & Cia. L. . . . .	1.500
Mello Nogueira & Cia. . . . .	1.000
J. M. Hafers & Cia. L. . . . .	250
Hamburg	
Naumann Gepp & Cia. L. . . . .	1.453
Export. de Café Brasil L. . . . .	500
Cia. Leme Ferreira . . . . .	500
Naumann Gepp & Cia. L. . . . .	32
Antwerp	
TOTAL	5.235
JULY, 28th.	
AMSTELAND	
Amsterdam	
Theodor Wille & Cia. L. . . . .	1.813
Cia. Leme Ferreira . . . . .	740
Cia. Prado Chaves . . . . .	500
Naumann Gepp & Cia. L. . . . .	350
Martins Gregory & Cia. L. . . . .	250
Assumpção Irmão & Cia. L. . . . .	250
S/A. Leon Israel Co. . . . .	125
Hard Rand & Cia. . . . .	125
H. La Domus & Cia. . . . .	125
E. Johnston & Cia. L. . . . .	89
J. G. Martins & Cia. L. . . . .	68

Constanza	
Naumann Gepp & Cia. L. . . . .	100
TOTAL	4.535
JULY, 28th.	
ASTRI	
N. York	
American Coffee Corp. . . . .	15.000
Cia. Paulista Export. . . . .	6.574
Theodor Wille & Cia. L. . . . .	3.803
Hard Rand & Cia. . . . .	2.250
Ray Deininger & Cia. L. . . . .	1.500
S/A. Leon Israel Co. . . . .	750
E. Johnston & Cia. L. . . . .	750
Barros Mello & Cia. L. . . . .	500
Naumann Gepp & Cia. L. . . . .	300
Caio Guimarães & Cia. . . . .	250
Philadelphia	
Hard Rand & Cia. . . . .	500
S/A. Leon Israel Co. . . . .	500
Theodor Wille & Cia. L. . . . .	250
Ray Deininger & Cia. L. . . . .	250
Export. de Café Brasil L. . . . .	250
Baltimore	
Hard Rand & Cia. . . . .	750
S/A. Leon Israel Co. . . . .	500
Cia. Paulista Export. . . . .	250
Naumann Gepp & Cia. L. . . . .	250
Winnipeg	
Theodor Wille & Cia. L. . . . .	250
Hard Rand & Cia. . . . .	250
E. Johnston & Cia. L. . . . .	250
TOTAL	35.927
JULY, 28th.	
YAMAZATO MARÚ	
L. Angeles	
Almeida Prado & Cia. . . . .	1.200
Cia. Prado Chaves . . . . .	375
Mello Nogueira & Cia. . . . .	250
Lima Nogueira & Cia. . . . .	125
Cia. Leme Ferreira . . . . .	50
TOTAL	2.000
JULY, 28th.	
N E L A	
B. Ayres	
Vidigal Prado & Cia. . . . .	745
Raphael Sampaio C. L. . . . .	528
S/A. Leon Israel & Cia. . . . .	418
G. Fernandes & Cia. . . . .	247
S/A. Francisco Botti . . . . .	100
TOTAL	2.038
JULY, 29th.	
MARYLAND	
Copenhagen	
Hard Rand & Cia. . . . .	2.688
Naumann Gepp & Cia. L. . . . .	822
Ferreira da Silva Cia. . . . .	350
S/A. Marques Ferreira . . . . .	310
H. La Domus & Cia. . . . .	250
Theodor Wille & Cia. L. . . . .	125
Nioac & Cia. L. . . . .	125
Alves Ribeiro & Cia. L. . . . .	82
Thisted	
Theodor Wille & Cia. L. . . . .	112
TOTAL	4.864
DELNORTE	
N. Orleans	
American Coffee Corp. . . . .	10.350
Hard Rand & Cia. . . . .	10.074
Theodor Wille & Cia. L. . . . .	5.125
E. Johnston & Cia. L. . . . .	4.616
Almeida Prado & Cia. . . . .	2.656
S/A. Leon Israel Co. . . . .	2.095
Caio Guimarães & Cia. . . . .	2.000
M. E. Rowland & Cia. . . . .	1.750
H. La Domus & Cia. . . . .	1.250
Cia. Leme Ferreira . . . . .	1.189
Mello Nogueira & Cia. . . . .	1.050
Nioac & Cia. L. . . . .	1.000
S. Eduardo Nioac L. . . . .	1.000
Ramos Mello & Cia. L. . . . .	875

Sampaio Bueno & Cia. . . . .	762
G. Fernandes & Cia. L. . . . .	672
Lima Nogueira & Cia. . . . .	535
S. Nac. Export. L. . . . .	500
Cia. Paulista Export. . . . .	500
Naumann Gepp & Cia. L. . . . .	500
Cia. Brasileira de Café . . . . .	485
Luiz Ferreira & Cia. . . . .	266
B. Gonçalves Cia. L. . . . .	250
Alves Ribeiro & Cia. L. . . . .	250
Gabriel de Paula Cia. L. . . . .	170
Cia. Prado Chaves . . . . .	125
TOTAL	50.045

TOTAL OVERSEAS 385.740

EXPORTS OF COFFEE FROM  
PORT OF SANTOS DURING MONTH  
JULY 1939, PORTS OF  
DESTINATION

New York . . . . .	3.428.572
New Orleans . . . . .	1.876.123
Hamburg . . . . .	1.114.616
Boston . . . . .	452.190
Havre . . . . .	386.988
Antwerp . . . . .	304.178
Bremen . . . . .	291.412
Amsterdam . . . . .	288.719
Rotterdam . . . . .	284.533
Houston . . . . .	241.887
Copenhagen . . . . .	240.011
San Francisco, Cal. . . . .	225.336
Stockholm . . . . .	221.037
Genoa . . . . .	186.423
Gothenburgo . . . . .	172.626
Philadelphia . . . . .	117.371
Buenos Aires . . . . .	116.380
Jacksonville . . . . .	103.475
Los Angeles . . . . .	89.697
Baltimore . . . . .	79.037
Naples . . . . .	70.101
Camden . . . . .	70.039
Marseille . . . . .	68.890
Trieste . . . . .	67.510
Norfolk . . . . .	57.750
Helsingborg . . . . .	50.748
Gefle . . . . .	40.055
Helsinki . . . . .	38.365
Seattle . . . . .	36.628
Malmoe . . . . .	35.392
Oslo . . . . .	29.496
Manila . . . . .	20.000
Montreal . . . . .	15.897
Dunkirk . . . . .	15.354
Bordeaux . . . . .	15.062
Dantzig . . . . .	13.854
Alexandria . . . . .	13.761
Hoboken . . . . .	13.450
Vancouver . . . . .	12.493
Bergen . . . . .	12.261
Brooklin . . . . .	10.850
Portland . . . . .	10.335
Concepción . . . . .	10.000
Gdynia . . . . .	8.486
Veneza . . . . .	8.157
Trondhjem . . . . .	7.363
Vigo . . . . .	7.000
Port Said . . . . .	6.770
Rosario . . . . .	6.439
Kobe . . . . .	6.114
Halmstad . . . . .	5.900
Toronto . . . . .	5.105
Carlstad . . . . .	4.751
Ahús . . . . .	4.700
Norrköping . . . . .	4.575
Beyrouth . . . . .	4.226
Kalmar . . . . .	3.725
Livorno . . . . .	3.454
Alger . . . . .	3.332
Turku . . . . .	2.630
Stavanger . . . . .	2.445
Yokohama . . . . .	2.204
Charleston . . . . .	2.175
Winnipeg . . . . .	1.975
Varberg . . . . .	1.800

Sundsvall	1.750
Nykjobing	1.750
Susak	1.723
Ancona	1.638
Nantes	1.625
Fiume	1.343
Christiansand	1.325
London	1.157
Sklen	1.121
Gibraltar	1.075
Ornskoldsvick	1.050
Breste	1.000
Soderhamn	1.000
Montevideo	1.000
Wipuri	984
Arendal	872
Carlshamn	867
nders	825
Viborg	775
Drammen	756
Kolding	754
Carlskrona	750
Aalesund	726
Oscarshamn	625
Lulea	625
Tacoma	584
Oran	565
Haifa	530
Constanza	520
Aarhuus	512
Tunis	501
Morlaix	500
Umea	500
Larvik	465
Odense	463
Skive	435
Messina	429
Ystad	375
Thisted	368
Aden	356
Bahia Blanca	355
Svendborg	278
Tromsoe	270
Tripoli	259
Djibouti	255
London Can	250
Hermosand	250
Kotka	250
Palermo	203
Wasa	200
Casablanca	187
Veile	170
Cap Town	175
Tonsberg	170
Ypila	150
Porsgrund	130
Metkovich	126
Sousse	126
Hudkvall	125
Jaffa	125
Cardiff	125
Abo	115
Frederikstad	113
Halifax	102
San Pedro	100
Haugesund	86
Southampton	83
Narvik	75
Bari	63
Pireu	63
Molde	50
exões	50
Bengasi	50
Frekefjord	50
Montyluoto	50
Funchal	50
Reykjavik	40
Bodo	40
Walvis Bay	25
Lisbon	25
Liverpool	20
Ottawa	5
Lourenço Marques	1
Consumption on board	6.569

11,099.058

Coastwise	
Porto Alegre	5.991
Rio de Janeiro	1.206
Pelotas	1.164
Belem	600
Rio Grande	575
Fortaleza	50
Aracaju	43
Rccife	15
Bahia	12
Maceió	11
Penedo	6
San Francisco	3
Vitoria	1
<b>TOTAL</b>	<b>11,108.735</b>

**Exports of Coffee From Port of Santos During Month July, 1939 By Companies**

Delta Line	1.735.486
American Rep. Line	1.418.735
Hamb. Sued. Damp. G.	1.382.511
Lloyd Brasileiro	829.867
The Prince Line Letd.	755.008
Linea Sud Americana.	714.158
Johnson Line	569.659
Italia	364.937
Cie. Maritime Belge	292.330
Lloyd Real Hollandez	290.431
Chargeurs Reunis	283.484
Rotterdam Zuid A. Lijn	281.819
Sprague Steamship Line	253.543
Det For. Damp. Selskab	243.975
Westfal-Larsen & C. Line	241.835
Wilhelmsen Steam. Line	227.865
Lamport Holt Line	196.555
Brodin Line	191.980
Mooremacks Line	183.313
Mc Cormick Steam. Co.	117.261
Ivaran Line	115.835
Soc. Generale de T. Mar.	77.846
Royal Mail Lines, Ltd.	69.829
D. Norske Syd-Am. Linje	64.836
Haven Line	61.324
Finland S. Am. Line	53.583
Osaka S. Kaisha	36.228
Blue Star Line	14.110
Gdynia-Am. Shipp. Line	13.827
Yamashita Line	10.872
Sud Atlantique	1.188
Andréa Zanecchi	1.050
Cie. R. Belge-Argentine	934
Nordd. Lloyd Bremen	175
Consumption on board	6.569
<b>TOTAL</b>	<b>11,099.058</b>

Coastwise	
Cia. N. de Nav. Costeira	4.850
Lloyd Nacional	3.855
Lloyd Brasileiro	779
C. Com. Fluminense Sal	100
Cia. Carbonifera	85
Cia. Comercio e Nav.	5
Enn Hoepeke	3
<b>TOTAL</b>	<b>11,103.735</b>

**Exports of Coffee. From the Port of Santos During Month of July, 1939 — Exporters**

Theodor Wile & C. Ltd.	1.511.659
American Coffee Corp.	1.310.082
Hard, Rand & C.º	1.036.465
Naumann, Gepp & C.º	675.263
E. Johnston & C.º Ltd.	554.023
Cia. Leme Ferreira	527.620
Almeida Prado & Cia.	437.579
Ray Deininger & C. Ltd.	384.674
Cia. Prado Chaves	367.707
H. La Domus & C.º	349.103
S. A. Leon Israel C.º	313.973
Lima, Nogueira & C.º	296.463
Junqueira, Meirelles & C.º	277.481
Nioac & C.º Ltd.	261.967
Cia. Paulista de Exp.	256.691
Sampaio Bueno & C.º	210.817
Mellão, Nogueira & C.º	158.238
Soc. Nac. Export. Ltd.	151.691
Soc. Mogyana Exp. Ltd.	151.290
Luiz Ferreira & C.º	135.866
Export. Café Brasil Ltd.	131.230
Vidigal, Prado & C.º	128.046
Barros, Meilo & C.º Ltd.	90.544
M. E. Rowland & C.º Ltd.	86.234
Ferreira da Silva & C.º	85.196
Martins Gregory & C.º	80.256
Hermann Gaih & C.º	74.228
B. Goncalves & C.º	71.900
Dep. Nacional do Café	70.635
Alves, Ribeiro & C.º	63.172
Franco Scares & C.º	62.933
Soc. Ed. Nioac Ltd.	53.857
C. Fernandes & C.º	47.872
Barros, Camargo & C.º	37.952
S. A. Francisco Botti	37.676
Camargo Pacheco & C.º	37.334
Mc Laughlin & C.º	35.761
Caio Guimarães & C.º	33.379
J. M. Hafers & C.º Ltd.	30.600
Assumpção, Irmão & C.º	30.325
Barros Penteado & C.º	30.146
Raphael Sampaio & C.º	29.571
Ramos, Silva & C.º	29.401
S. A. Rebello Alves	28.932
Cabriel de Paula & C.º	27.146
Cia. Brasileira de Café	26.992
Mello, Valente & C.º	22.673
Pedro Joest	22.229
Zander & C.º Ltd.	10.037
Soc. Santista Export.	15.731
Cioffi, Guerra & C.º	12.450
Exportação Rubiac Ltd.	10.750
S. A. Marques Ferreira	10.121
Delfino Mendes Junior	10.053
E. Castro & C.º	9.433
Peirone & Co.	8.928
Vivacqua Irmãos SIA.	7.177
Vidal & C.º	5.815
Casa Bratac Ltd.	5.501
A. Sion & C.º	5.005
Soc., Assumpção Ltd.	4.355
Coop. Cent. Café Paulista	3.328
Valinotti & C.º	3.300
Soc. Exportadora Ltd.	1.331
Eugenio Teuber	1.805
Centola & C.º Ltd.	1.564
Carlos Y. Katz	1.000
Brazilio de Araujo & C.º	737
Comm. A. Marinangeli	300
Silveira Filho & C.º	125
Ennor & C.º Ltd.	83
Achilles Montuori	10
R. Vire Consul. d'Italia	9
S. A. I. R. E. Matarazzo	9
Casa Tozan Ltd.	3
Aida O. Raramo	2
Domenico Paramo	2
Emilia C. Farina	2
Anderson, Clayton & C.º	2
S. A. Levy	1
N. Pizarro & C.º	1

WILEMAN'S

## Brazilian Review

CIRCULATES

in 33 different countries

THE STANDARD PUBLICATION

FOR BRAZILIAN STATISTICS

quoted by Government Departments

the world over

Finland S. Am. Line . . . . .	1	Gioffi, Guerra & Co. . . . .	1,791	Lima, Nogueira & Co. . . . .	5
Consumption on board . . . . .	6,569	Dep. Nacional do Café . . . . .	1,256	Eugenio Teuber . . . . .	3
		Theodor Wille & Co. . . . .	1,231	Manoel Dias Barreto . . . . .	2
	11,099,058	G. C. Silveira & Co. . . . .	135	Ramos, Silva & Co. . . . .	1
Coastwise		Franco, Soares & Co. . . . .	68	S. A. Levy . . . . .	1
Centola & Co. Ltd. . . . .	3,250	Barros, Mello & Co. . . . .	48	J. G. Martins & Co. . . . .	1
Inst. de Café S. Paulo . . . . .	1,850	L. Figueiredo & Co. . . . .	25		
		S. A. Martinelli . . . . .	10		
				Total . . . . .	11,108,735

### TOTAL EXPORT FROM VICTORIA DURING MONTH JULY, 1939

	United States	Europe	South Africa	North River Plate Africa	Rio & Coastwise	TOTAL
Vivacqua, Irmãos S/A . . . . .	6,500	7,056	—	125	4,565	18,646
Nolasco & Co. . . . .	5,750	2,700	—	4,680	3,707	16,787
Hard, Rand & Co. . . . .	3,750	10,252	—	—	860	14,862
A. Prado & Co. . . . .	1,000	1,500	—	—	7,766	10,266
Theodor Wille & Co. Ltd. . . . .	1,500	5,453	1,075	2,125	100	10,253
Ornstein & Co. . . . .	3,375	659	—	1,335	—	6,690
Oliveira Santos & Co. Ltd. . . . .	5,750	250	—	250	100	4,573
Calhau, Irmão & Cia. . . . .	2,500	—	—	188	—	3,625
Co. Nacional de Comercio de Café	3,125	313	—	187	—	4,025
Soc. Exportadora de Café . . . . .	4,025	—	—	—	700	3,475
Moreira Rocha & Co. . . . .	2,775	—	—	—	870	2,370
Cruz, Sobrinhos & Co. . . . .	—	1,500	—	—	—	2,000
Oliveira Brothers . . . . .	2,000	—	—	—	180	1,305
Glik & Co. Ltd. . . . .	1,000	—	—	125	—	250
Jayne C. de Almeida . . . . .	250	—	—	—	—	—
TOTAL . . . . .	45,300	29,683	1,075	8,965	500	108,366
Total export from 1st, July 1938 to 30th June 1939 . . . . .						1,319,898

### COTTON EXPORTS

Date	Port of Shipment	Ship	Port of Destination	Rates	Kilos
				5,764	1,057,601
Aug. 2	Santos	Delius	Liverpool	77	14,172
" 3	Cabedello	Bolwerk	Hamburg	871	161,369
" 3	Fortaleza	Trafalgar	Dunkirk	122	22,603
" 3	"	"	Havre	266	47,604
" 4	Santos	Entrerios	Hamburg	1,444	257,632
" 4	"	"	Bremen	61	11,832
" 4	"	"	Teheco Slovaquia	9,966	1,892,498
" 6	"	Sela Maru'	Kobe	886	159,817
" 6	"	" "	Yokohama	4,400	800,129
" 6	"	" "	Osaka	241	43,061
" 6	"	" "	Shanghai	1,223	217,241
" 6	"	Aleyone	Rotterdam	495	93,605
" 8	"	"	Antwerp	376	68,141
" 8	"	"	Enschede	126	23,281
" 8	"	"	Hamburg	696	123,821
" 8	"	Morska Wola	Gdynia	565	102,141
" 9	"	Waterland	Bremen	1,499	278,521
" 11	"	Normaesul	Boston	572	99,171
" 12	"	"	Montreal	4,474	827,221
" 12	"	Beatrice C.	Trieste	371	68,281
" 12	"	"	Hungria	3,695	675,121
" 12	"	"	Genoa	2,779	509,821
" 12	"	"	Venice	2,361	447,821
" 12	"	Buenos Aires Maru'	Kobe	300	54,221
" 15	"	" " "	Osaka	1,633	300,021
" 15	"	" " "	Shanghai	26,059	4,845,121
" 15	"	Ernbank	"	3,921	718,021
" 15	"	"	Kobe	87	15,921
" 15	"	"	Tsingtao	4,407	810,221
" 15	"	"	Osaka	1,499	276,221
" 15	"	"	Yokohama	92	17,321
" 15	"	Santarem	Lisbon	3,138	575,221
" 17	"	"	Leixões	1,799	317,221
" 17	"	Aurigny	Havre	193	33,621
" 17	"	"	Dunkirk	8,749	1,572,221
" 18	"	Yamakaze Maru'	Kobe	2,513	458,921
" 18	"	" "	Yokohama	2,305	420,521
" 18	"	" "	Osaka	2,275	412,521
" 18	"	" "	Yokkaichi	1,503	270,621
" 18	"	" "	Shanghai		



Aug. 14	Santos	Leighton	Liverpool	1.804	321.778
" 14	"	"	Manchester	3.647	666.934
" 16	Natal	Dunstan	Liverpool	603	112.702
" 19	Santos	Tijuca	Hamburg	3.270	594.353
" 19	"	"	Bremen	6.381	1.147.983
" 19	"	Alpherat	Rotterdam	3.075	558.626
" 19	"	"	Enschede	118	22.555
" 20	Pernambuco	Oceania	Venice	86	16.604
" 21	Santos	Bolwerek	Hamburg	2.114	378.446
" 21	"	"	Bremen	2.704	481.166
" 22	"	Ceres	Rotterdam	496	91.681
" 22	"	"	Hamburg	1.604	289.046
" 22	"	"	Bremen	3.892	696.984
" 24	"	Aurora	Abo	762	143.402
" 24	"	"	Riga	272	51.245
" 24	"	Mar del Plata	Antwerp	1.627	295.813
" 24	"	Minder	Haiphong	1.245	236.850
" 24	"	Fort de Troyon	Havre	10.886	1.984.310
" 25	"	Santa Fé	Bremen	1.140	203.673
" 25	"	Venezuela	Gdynia	62	11.199
" 25	"	"	Norkoping	60	10.267
" 25	"	"	Varberg	300	56.736
" 25	"	"	Gotenborg	324	60.870
" 25	"	"	Liverpool	11.965	2.170.906
" 25	"	Bronte	Havre	749	134.043
" 25	"	Delfshaven	Rotterdam	626	111.748
" 25	"	Zaanland	Enschede	760	137.223
" 25	"	"	Hamburg	1.668	301.065
" 25	"	"	Havre	193	34.023
" 27	"	Alte. Alexandrino	Antwerp	245	43.742
" 27	"	"	Rotterdam	248	45.666
" 27	"	"	Liverpool	4.131	726.139
" 28	"	Delane	Gdynia	754	134.874
" 28	"	Chroby	Montreal	497	92.972
" 29	"	Mormactide			

COTTON SUGAR AND RUBBER QUOTATIONS

COTTON SERVICE

Rio de Janeiro, 8th September, 1939.

Liverpool 12,30 P. M.		2	4	5	6	7	8
São Paulo fair	"New Standard"						
North Brazil Fair		5.52	6.13	6.53	5.58	6.58	6.58
Americano fully Middling	1935 Universal Standards	5.17	5.78	6.18	6.23	6.23	6.23
American futures	October . . . . .	5.07	6.68	6.83	6.98	7.08	7.03
	January . . . . .	5.22	5.90	6.15	6.20	6.20	6.20
	March . . . . .	5.10	5.81	6.10	6.13	6.13	6.13
	May . . . . .	5.10	5.65	5.92	5.93	5.93	5.93
		5.04	5.52	5.72	5.73	5.73	5.73
		8.87		9.25	9.49	10.00	9.82
New York American Middling Uplands		8.37		8.75	8.99	9.50	9.37
New York American futu	October . . . . .	8.08		8.60	8.85	9.33	9.27
	January . . . . .	8.01		8.52	8.72	9.20	9.17
	March . . . . .	7.87		8.37	8.57	9.06	9.01
	May . . . . .						

SUGAR SERVICE

New York futures	September . . . . .	Holiday	Holida	2.53	2.78	2.82	2.82
	January . . . . .			2.48	2.73	2.73	2.73
	March . . . . .			2.59	2.75	2.75	2.77
London futures	May . . . . .			2.52	2.77	2.78	2.80
	September . . . . .	—	—	—	—	—	—
	December . . . . .	—	—	—	—	—	—
	March . . . . .	—	—	—	—	—	—
	May . . . . .	—	—	—	—	—	—

RUBBER SERVICE

Upsiver Fine	14 3/8	Holiday	14 1/4	14 1/2	Unq.	Unq.
Smoked Sheets	18		24 1/4	24	20 1/2	20 3/4
Market	Nominals		Nominal	Nominal	No nominal	Firm

**Gráfica Guarany** Av. Henrique Valadares, 145  
 Telefone 22-9781 - Rio de Janeiro

Novas instalações com o que ha de mais moderno na arte gráfica

## EXPORTS OF COTTON

### MONTHS JANUARY AND APRIL, 1937/9

ORIGIN	Tons.			Value in Contos of reis		
	1937	1938	1939	1937	1938	1939-
Manáos . . . . .	—	13	—	—	42	—
Belem (Pará) . . . . .	748	321	2	3.097	1.000	4
S. Luiz (Maranhão) . . . . .	1.350	1.170	982	5.308	3.577	2.987
Parnaíba . . . . .	1.712	1.210	863	5.979	3.618	2.473
Amarração . . . . .	34	—	—	116	—	—
Camocim . . . . .	145	50	—	548	145	—
Portaleza . . . . .	5.977	9.964	10.103	23.017	29.996	32.868
Aracaty . . . . .	—	147	—	—	462	—
Areia Branca . . . . .	534	1.200	1.734	2.171	4.506	6.222
Natal . . . . .	4.615	2.712	1.855	20.310	11.718	6.951
Cabedello . . . . .	11.146	12.190	10.529	50.020	39.250	36.711
Recife (Pernambuco) . . . . .	10.325	4.395	6.799	45.949	17.224	21.005
Maceió . . . . .	1.505	2.090	994	6.856	6.693	2.291
Penedo . . . . .	58	—	205	236	—	621
Aracajú . . . . .	—	—	—	—	—	—
Bahia . . . . .	106	—	22	346	—	76
Rio de Janeiro . . . . .	160	122	93	656	314	239
Santos . . . . .	10.875	11.694	32.319	47.299	39.805	120.226
Porto Alegre . . . . .	—	—	45	—	—	149
Cutumbá . . . . .	3	12	—	13	35	—
Total . . . . .	49.303	47.299	66.545	211.922	158.385	232.823
Unit value . . . . .				4:298\$	3:349\$	3:499\$

DESTINATION	Tons.			Value in Contos of reis		
	1937	1938	1939	1937	1938	1939
Germany . . . . .	18.379	24.540	20.320	79.678	83.587	68.717
Argentina . . . . .	—	75	—	—	235	—
Australia . . . . .	—	—	—	—	—	—
Bulgaria . . . . .	—	19	—	—	72	—
China . . . . .	799	340	13.094	3.462	1.037	46.846
Denmark . . . . .	—	17	12	—	54	45
Spain . . . . .	—	—	—	—	—	—
U. S. A. . . . .	312	—	93	1.390	—	352
Estonia . . . . .	69	—	—	287	—	—
Finland . . . . .	44	62	202	198	198	731
France . . . . .	3.537	4.280	4.964	13.975	13.567	15.927
Grã-Bretanha . . . . .	12.572	9.768	5.606	53.376	32.016	19.792
Holland . . . . .	758	417	415	3.234	1.326	1.515
Hong Kong . . . . .	—	—	—	—	—	—
Hungria . . . . .	—	—	33	—	—	124
India Inglesa . . . . .	46	—	—	221	—	—
Italy . . . . .	4.666	422	3.088	20.579	1.526	11.912
Yugoslavia . . . . .	—	—	23	—	—	88
Japan . . . . .	2.181	2.162	16.685	9.798	7.405	59.698
Lettonia . . . . .	—	124	70	—	422	258
Norway . . . . .	—	20	—	—	64	—
Poland . . . . .	1.295	623	574	5.626	1.984	2.107
Portugal . . . . .	2.519	2.166	211	10.847	7.047	763
Rumania . . . . .	—	—	—	—	—	—
Sweden . . . . .	150	45	36	671	150	138
Suissa . . . . .	—	—	304	55	—	—
Czecho Slovakia . . . . .	12	12	735	8.525	35	1.136
Belgium . . . . .	1.964	2.207	66.545	211.922	7.660	2.574
Total . . . . .	49.303	47.299		1,778.972	158.385	232.823
Unit value . . . . .				36/2	1,114.674	1,630.904
					23/11	24/10

### MEAT

#### MEAT CLEARANCES DURING WEEK ENDING 18th AUGUST 1939 (Per Destinations)

AUG. 13th		
"BEACON GRANGE"		
London		
Frig. Wilson Preserved . . . . .	33,600	
Frig. Wilson Frozen offal . . . . .	19,849	
Armour Corp. Frozen offal . . . . .	13,490	
AUG. 16th		
"OCEANIA"		
Trieste		
Frig. Wilson Frozen beef . . . . .	30,444	
AUG. 16th		
"AURIGNY"		
Rotterdam		
Frig. Wilson Frozen beef . . . . .	25,599	

Dunkirk		
Armour Corp. Frozen beef . . . . .	11,260	
Frig. Wilson Frozen beef . . . . .	5,119	
Havre		
Frig. Anglo Frozen beef . . . . .	6,127	
Frig. Wilson Frozen beef . . . . .	6,124	
Bordeaux		
Frig. Anglo Frozen beef . . . . .	1,776	
Total		153,379
MEAT CLEARANCES DURING WEEK ENDING 25th AUGUST, 1939 (Per Destinations)		
AUG. 19th		
"AVELONA STAR"		
Antwerp		
Frig. Anglo Frozen beef . . . . .	76,104	
London		
Frig. Anglo Frozen offal . . . . .	31,098	
Frig. Anglo Preserved . . . . .	21,546	

AUG. 19th		
"CAMPANA"		
Genoa		
Frig. Wilson Frozen beef . . . . .	55,033	
AUG. 23rd		
"BARONESA"		
London		
Frig. Wilson Frozen offal . . . . .	31,857	
Armour Corp. Frozen offal . . . . .	17,086	
Total		232,524
Meat Clearances During Week Ending 1st September, 1939 (Per Destination)		
21st AUGUST		
"HIGHLAND BRIGADE"		
London		
Armour Corp Cured pork . . . . .	15,379	
Armour Corp Frozen offal . . . . .	3,989	
25th AUGUST		
"AVILA STAR"		
Port Said		
Frig. Anglo Frozen beef . . . . .	15,336	
Lisbon		
Frig. Anglo Frozen beef . . . . .	8,182	
London		
Frig. Anglo Frozen offal . . . . .	5,012	
Frig. Sul Brazil Fr. pork . . . . .	4,303	
Frig. Sul Brazil Fr. offal . . . . .	2,784	
31st AUGUST		
"FORMOSE"		
Rotterdam		
Frig. Wilson Frozen beef . . . . .	56,123	
Total . . . . .		111,111

### FRUIT

#### CLEARANCES DURING WEEK ENDING 19th AUG. 1939 CONFIRMATION OF SANTOS FRUIT

From Santos		
BANANAS IN BUNCHES		
AUG" 13th		
"AHRENSBURG"		
Hamburg . . . . .	6,130	
AUG" 13th		
"BEACON GRANDE"		
London . . . . .	10,628	
AUG. 16th		
"BRASIL"		
Antwerp . . . . .	2,980	
Hamburg . . . . .	2,000	
AUG. 19th		
"AVELONA STAR"		
London . . . . .	14,897	
ORANGES IN CASES		
AUG" 13th		
"AHRENSBURG"		
Hamburg . . . . .	4,000	
Antwerp . . . . .	8,150	
Bremen . . . . .	600	
AUG" 13th		
"BEACON GRANGE"		
London . . . . .	1,000	
AUG. 16th		
"BRASIL"		
Havre . . . . .	4,165	
Fronthjem . . . . .	300	
Oslo . . . . .	100	
AUG. 16th		
"AURIGNY"		
Havre . . . . .	500	
Bordeaux . . . . .	500	
Antwerp . . . . .	500	
AUG. 19th		
"AVELONA STAR"		
London . . . . .	4,500	
LEMONS IN CASES		
AUG" 13th		
"AHRENSBURG"		
Antwerp . . . . .	150	
AUG. 19th		
"AVELONA STA"		
London . . . . .	234	

## The British Export Gazette

GREAT BRITAIN'S LEADING EXPORT JOURNAL

FOUNDED 1892

Merchants, Importers and Agents in Brazil who are interested in the Trade of Great Britain should subscribe to this old-established and influential publication. It provides its Subscribers with the most exhaustive commercial news service and is the connecting link between British Manufacturers and Merchants in all parts of the world.

The Annual Subscription is 10s. or 25s. for Three Years.

which included unlimited use of its Information and Agency Departments

The British Export Gazette is invaluable to Buyers of British Goods and all who want to represent British firms in Brazil

Head Offices: 76, FINSBURY PAVEMENT, LONDON, E. C. 2

## Wileman's Brazilian Review

Circulates in 33 different countries

THE STANDARD PUBLICATION FOR BRAZILIAN STATISTICS

QUOTED BY GOVERNMENT DEPARTMENTS THE WORLD OVER

AV. HENRIQUE VALLADARES, 145

TELEPHONE 22-9781

CAIXA POSTAL 809

TEL. ADDRESS: "REVIEW"

RIO DE JANEIRO - Brasil

## The Commercial Telegram Bureaux



Supply Official Reports and Quotations of all the leading American, European Brazilian and Indian Markets to the Cotton, Coffee, Grain, Produce, Provision, Petroleum and Sugar Trades of Europe and America: also re-transmit Private Despatches by Cable to multiple addresses in Europe and North and South America.

Subscribers furnished with Intermediate or Closing American Reports at night by special arrangements with London, Liverpool, or Amsterdam offices.

FOR TERMS. &c., APPLY TO CHIEF OFFICE:

### COMZELBURO, LIMITED

11 TOKENHOUSE YARD, LONDON E. C. 2

(open day and night)

Registered Telegraphic Address: "COMTELBURO" Teleph: London Metropolitan 8244 (4 lines)

BAHIA: Rua Portugal, 16. Caixa 203.  
 VICTORIA: Rua 1.º de Março, 46; Sala 8. C. Postal 40  
 RIO DE JANEIRO: Av. Rio Branco, 33-1.º. C. Postal 266  
 SANTOS: Rua Cidade de Toledo, 7. Caixa 243  
 S. PAULO: Rua Boa Vista, 46, sob.  
 CURITYBA: Rua Riachuelo, 442. Caixa Postal 400  
 RIO GRANDE: Rua Riachuelo, 199. Caixa Postal 92  
 PORTO ALEGRE: Rua Siqueira Campos, 903. C. P. 500  
 B. Aires: Bolsa de Comercio, 239. Tel. U. T. 3-2340

LONDON: 30 Mincing Lane, E. C. 3.  
 LIVERPOOL: 7, Bumford Str. 1983 Centr. (Awo).  
 N. YORK: 66-70 Beaver Street, Bowling Green 9-0430  
 AMSTERDAM: Weteringsehans, 116  
 HAVRE: Rue Victor Hugo, 136  
 ANTWERP: Rue Des Tanneurs, 57  
 PARÁ: Avenida Castilhos França, 71. Caixa Postal 2  
 CEARÁ: Rua Barão do Rio Branco, 1171. C. Postal 198  
 PERNAMBUCO: Rua Bom Jesus, 180. 1.º

# FURNESS PRINCE LINE



NEW YORK - SOUTH AMERICA  
 RIO — NEW YORK 13 DAYS  
 FOR RATES AND SAILINGS

Apply  
 to  
 Agents

*Houlder Brothers & Co. (Brazil) Ltd.*

Rua do Comercio, 35--SANTOS  
 Tel. 2001 & 3728

Avenida Rio Branco, 63-67. 1st Floor — Rio de Janeiro  
 Tel. 23-5820

## LAMPORT & HOLT LINE LIMITED.

UNITED KINGDOM, & CONTINENT, TO.

BRAZIL AND THE RIVER PLATE

ALSO

NORTH AMERICAN ATLANTIC PORTS TO.

BRAZIL AND THE RIVER PLATE.

ALL VESSELS HAVE EXCELLENT ACCOMMODATION

FOR A LIMITED NUMBER OF PASSENGERS.

Apply to:

Santos:  
 F. S. HAMPSHIRE & Co. Ltd.

Bahia:  
 F. STEVENSON & Co. Ltd.

Pernambuco:  
 WILLIAMS & Co.

**Lamport & Holt Line Limited**

RUA 1.º DE MARÇO, 100-1st Floor  
 Tel. 23-1980

RIO DE JANEIRO

S. Paulo:  
 F. S. HAMPSHIRE & Co. Ltd.

Buenos Aires:  
 LAMPORT & HOLT LINE Ltd.

Montevideo:  
 M. REAL AZUA