

Mailman's Brazilian Review


WEEKLY JOURNAL OF TRADE, FINANCE, ECONOMICS AND SHIPPING.
ESTABLISHED 1898

VOL. 24

RIO DE JANEIRO, MONDAY, AUGUST 7, 1933

N. 12-31

ROYAL MAIL LINE



SAILINGS TO EUROPE

London Service		Southampton Service		Liverpool Service
HIGHLAND BRIGADE	15 Aug.	ARLANZA	13 Aug.	DESEADO 2 Oct.
HIGHLAND PATRIOT	29 Aug.	ASTURIAS	27 Aug.	Cargo vessel service with limited passenger accommodation from Santos only to Liverpool.
HIGHLAND MONARCH	12 Sept.	ALMANZORA	10 Sept.	
HIGHLAND CHIEFTAIN	26 Sept.	ALCANTARA	24 Sept.	
HIGHLAND PRINCESS	10 Oct.	ARLANZA	8 Oct.	
		ASTURIAS	22 Oct.	

THE ROYAL MAIL STEAM PACKET COMPANY
RIO DE JANEIRO: AVENIDA RIO BRANCO, 51/55 — TEL. 4-8000

THE CHOICE OF A GOOD "VIA"
BY WHICH TO SEND A TELE-
GRAM ABROAD IS AN HIGHLY
IMPORTANT FACTOR FOR suc-
CESSFUL BUSINESS. :: :: ::

MAKE USE OF THE EFFICIENCY OF

"VIA ITALCABLE"

TO ALL PARTS OF THE WORLD.
YOU WILL BE SATISFIED WITH
ITS PERFECT SERVICE.

ITALCABLE —
ITALIAN COMPANY OF THE
TELEGRAPHIC SUBMARINE CABLES
RIO — S. PAULO — SANTOS

THE WESTERN TELEGRAPH COMPANY, LIMITED.

— Established in Brazil in 1874. —
CABLE STATIONS SOUTH AMERICA
BRAZIL: Pará, Maranhão, Ceará, Recife,
Maceió, (Jaraguá), Bahia, Victoria, RIO
DE JANEIRO, Santos, São Paulo, Floria-
nópolis, Rio Grande do Sul
URUGUAY: Montevideo
ARGENTINA: Buenos Ayres
WEST COAST OF AMERICA
TELEGRAPH CO., LTD.
CHILE: Valparaiso, Santiago, Arica, Pisi-
gua, Iquique, Antofagasta, La Serena, Co-
quimbo, Concepcion, Coronel, Talcahuano.
PERÚ: Callao, Lima, Mollendo



— Direct route under one management—
EUROPE EASTERN TELEGR. CO. LTD.
LONDON: Tower Chambers, Moorgate,
Liverpool, Manchester, Glasgow, New
castle-on-tyne, Birmingham, Bradford
Leeds, Cardiff.
MADRID:
LISBON:
AGENCIES: Paris, Rue Richilieu 73; Brus-
sels, 58, Rue Van Hammée; Hamburg,
Monkebergstr Caledonia Haus, 5.
HEAD OFFICE: of the Company, Electra
House Moorgate, London.

WESTERN UNION TELEGRAPH COMPANY
New York, 60, Hudson Street, New York; Boston, Montreal

The City of Santos Improvements Company, Limited ESTADO DE SÃO PAULO — CAIXA 4 — SANTOS

GAS DEPARTMENT. — Special coke and tar produced by the continuous carbonization process: Also soft pitch for waterproofing purposes, crude benzol and oils for the manufacture of disinfectants.

WATER DEPARTMENT. — Distribution on the constant supply system. Special cheap rates for industrial supplies. Ships supplied with water of guaranteed purity, at the rate of 150 tons per hour if required.

ELECTRICITY DEPARTMENT. Installations of any magnitude for Light and Power. Cheap power for long-hour consumers. Motor repairs.

TRAMWAYS DEPARTMENT. Seventy kilometres of rapid electric service. Season tickets with non-stop service. *Special terms for large parties, parcel delivery; service to all points. Electric transport of goods and building material at cheap rates. Goods from interior should be despatched "Companhia City, Desvio Saboe".

MOTOR OMNIBUS SERVICES: Town Avenues and Beach.

Telegraphic Address "CIDADE" — Santos

**RIO DE JANEIRO LIGHTERAGE
COMPANY LIMITED**

Lighterage Contracts, Stevedores, Tug and
Launch Owners, Salvage Operators.

III

Fleet—150 Lighters: 18,000 tons total capacity.

**RAPID HANDLING OF CARGO
GUARANTEED.**

Salvage Tug "Emily" equipped with Modern
Salvage Appliances.

III

RIO DE JANEIRO

**Av. Rio Branco, 9-2nd. floor,
Room, 232**

P. O. BOX 1164

TELEGRAMS — "LIGHTERAGE
RIO-JANEIRO".

Codes — BENTLEY'S, A. B. C. 4th Edit:
LIEBER'S, A. 1.

LONDON — Dashwood House, Old Broad
Street, E. C. 2.

III

ENQUIRIES INVITED.

**THE LEOPOLDINA RAILWAY
COMPANY LIMITED**

**Central Office — Barão de Mauá Station
Avenida Francisco Bicalho
Rio de Janeiro**

TELEPHONE 8-2200


III

DAILY EXPRESSES

TRAINS TO INTERIOR		
FROM	DEPART.	DESTINATION
BARÃO DE MAUÁ	5.40	Campos, Miracema, Itapemirim, Porciuncula.
NICTHEROY	6.15	
BARÃO DE MAUÁ	5.40	Friburgo, Cantagallo, Macuco, Portella.
NICTHEROY	6.15	
NICTHEROY	16.25	Friburgo to Rio Bonito daily (On Mondays, Wednesdays, Thursdays and Sundays to Maché).
BARÃO DE MAUÁ	6.00	E. Rios, Ubá, Ponte Nova, Porto Novo, Recreio, Cataguazes, Carangola.
BARÃO DE MAUÁ	6.00	

NIGHT EXPRESSES

BARÃO DE MAUÁ	20.45	Campos, Itapemirim, Victoria — Mondays, Wednesdays and Fridays.
NICTHEROY	21.45	
BARÃO DE MAUÁ	20.10	E. Rios, Ubá, Ponte Nova, Raul Soares — Mondays and Thursdays.
BARÃO DE MAUÁ	20.10	Porto Novo, Cataguazes, Carangola, Manhuassu, Mondays and Thursdays.



**Government Officials,
Bankers, Merchants and
Publicists in 59 Countries
Around the World**

read The Tea and Coffee
Trade Journal

This paper is the greatest single
factor for promoting good will
in the tea and coffee trades.
Its editor and publisher is

WILLIAM H. UKERS, M. A.

author, "All About Coffee and "All About Tea"

and for over 25 years, student, expert, advisor and counsellor on industrial and merchandising problems in the tea and coffee trades.

An advertisement in The Tea & Coffee Trade Journal carries dignity and builds good will — "the only thing of permanent value".

SUBSCRIPTION IN BRAZIL, \$4 per year
Advertising rates on application

Agents for Brazil

WILEMAN'S BRAZILIAN REVIEW

RUA DA QUITANDA, 163 - RIO DE JANEIRO

III

THE TEA & COFFEE TRADE JOURNAL
79 WALL STREET, NEW YORK



**SHIP AND SAIL
BY**

MUNSON

STEAMSHIP LINE

Twelve Days to New York, Fortnightly Sailings by

S. S. AMERICAN LEGION
S. S. SOUTHERN CROSS
S. S. PAN AMERICA
S. S. WESTERN WORLD

All speed records for merchant ships between Rio de Janeiro and New York are held by these 21,000 displacement ton vessels. Combining express speed with great steadiness, they offer the discriminating traveler the comfort and luxury of the best hotels.

STEAMERS DOCK NEW YORK AT PIER 15 OF
NEW YORK DOCK COMPANY BROOKLYN

**For rates & further information address
THE FEDERAL EXPRESS COMPANY
Rio de Janeiro Santos São Paulo**

THE CALORIC COMPANY

RIO DE JANEIRO

Praça Mauá, 7 — Edifício d' "A Noite" — 12.º andar


P. O. Box 1965

Telegraphic Address: "Petroloric"

Telephone 3-5860

Fuel Oil

For Industries,
Railways, Steamers



Diesel Oil

For internal
Combustion Engines

Fuel Oil Stations at:

PARÁ, PERNAMBUCO, BAHIA AND SANTOS

LAMPORT & HOLT LINE

BRAZIL SERVICE

FROM GLASGOW AND LIVERPOOL to: Bahia, Rio de Janeiro, Santos, Rio Grande do Sul, Pelotas & Porto Alegre. From New York and South Atlantic Ports to Brazil and the River Plate

SAILINGS	From Glasgow	From Liverpool	From New York	From Jacksonville	Due Rio
NASMYTH	22nd July	29th July	—	—	19th Aug.
BRUYERE	19th Aug.	26th Aug.	—	—	16th Sept.
DELAMBRE	16th Sept.	23rd Sept.	—	—	14th Oct.
HOLBEIN	30th Sept.	7th Oct.	—	—	28th Oct.

HOMeward SAILINGS

LALANDE	leaves Rio 25th July for Teneriffe, Madeira & Liverpool
BONHEUR	leaves Rio 2nd August for Trinidad and New York
BRONTE	leaves Rio 5th August for Hamburg, London & Antwerp.
DELAMBRE	leaves Rio 11th August for Liverpool
HOLBEIN	leaves Rio 26th August for Las Palmas, Leixões an Liverpool
NASMYTH	leaves Rio second half September for Hamburg, London and Antwerp

Cargo taken on through Bills of Lading, via Rio de Janeiro, to Aracajú, Victoria, Antonia, Paranaguá, São Francisco and Santa Catharina.

All steamers, outwards and homewards, have accommodation available for Salon Passengers at economic rates.

Apply to:—

Santos: F. S. HAMPSHIRE & CO., Ltd.

Bahia: F. STEVENSON & Co., Ltd.

Pernambuco: WILLIAMS & Co.

LAMPORT & HOLT, LTD.

RIO DE JANEIRO

AV. RIO BRANCO, 46-4.º and.

Tels. 3-4830 e 3-0085

S. Paulo: F. S. HAMPSHIRE & Co. Ltd.

Buenos Aires: LAMPORT & HOLT, Ltd.

Montevideo: M. REAL AZUA.

Wileman's Brazilian Review

A WEEKLY JOURNAL OF TRADE, FINANCE, ECONOMICS AND SHIPPING

VOL. 24

MONDAY, AUGUST 7, 1933

N. 12-31

The Rio de Janeiro Flour Mills & Granaries, Limited

Head Office:
48, Moorgate,
London, E. C. 2.

Offices:
Rua da Quitanda, 106/110
Rio de Janeiro.

DEPOSIT.:
Rua Curityba, 434, BELLO HORIZONTE.

Representatives in the Argentine:
Soc. Anónima Molino Inglés (Argentina) Ltda.

BUENOS AIRES
Calle Sarmiento, 443.

ROSARIO
Calle Cordoba, 1438.

BAHIA BLANCA
Calle O'Higgins, 32

FLOUR MILLS: Avenida Rodrigues Alves, 437 (Caes do Porto)

The Mill's Marks Are:

"BUDA NACIONAL"
"NACIONAL"
"SEMOLINA"
"BRASILEIRA"
"GUARANY"

Awards:

Go'd Medal — Paris	1889
Grand Prix Brazil St. Louis	1904
" " "	1904
" " Brussels	1910
" " Turin	1911

Hors Concours — International Centenary Exhibition of Brazil 1922

COTTON MILLS: Avenida Rodrigues Alves, 437 (Caes do Porto)

Grand Prix — International Centenary Exhibition of Brazil 1922

MOINHO PAULISTA LIMITADA:
MILLS - SANTOS

TELEGRAPHIC ADDRESS "MOPALA" OFFICES: RUA BÓA VISTA, N.º 7 — SÃO PAULO
The Most Modern Mills in Brazil

AGENTS FOR:

Biscoitos AYMORÉ Ltda.

Quality equal to English biscuits BUT AT HALF THE PRICE

GRAND PRIX:

International Centenary Exhibition of Brazil 1922

HORS CONCOURS:

Exposição Industrial e Agrícola do E. de Minas Geraes,
Juiz de Fôra 1927

HORS CONCOURS & MEMBER OF JURY:

Exposição de Agricultura, Industria e Commercio,
Bello Horizonte 1927

These factories are equipped with the most modern and hygienic machinery, every care being taken in the manufacture their products.

TELEGRAMS: "EPIDERMIS"

RIO JANEIRO — TEL. 4-1450/1

POST OFFICE BOX No. 486

Agencies in every State of Brazil

Massas Alimenticias

AYMORÉ Limitada

HORS CONCOURS:

Exposição Industrial e Agrícola do Estado de Minas
Geraes, Juiz de Fôra, 1927

HORS CONCOURS & MEMBER OF JURY:

Exposição de Agricultura, Industria e Commercio,
Bello Horizonte, 1927

THE BRITISH EXPORT GAZETTE.

GREAT BRITAIN'S LEADING EXPORT JOURNAL.

FOUNDED 1892.

MERCHANTS, IMPORTERS, and AGENTS in Brazil who are interested in the Trade of Great Britain should Subscribe regularly to this old-established and influential publication. It provides its Subscribers with the most exhaustive and exclusive commercial news service and is the connecting link between British Manufacturers and Merchants in all parts of the world.

The Annual Subscription is 10s., or 25s. for Three Years, which includes unlimited use of its Information and Agency Departments.

"The British Export Gazette" is invaluable to Buyers of British Goods and all who Want to Represent British Firms in Brazil.

Head Offices: 76, FINSBURY PAVEMENT, LONDON, E. C. 2.

Wileman's Brazilian Review

Established 1898

EDITOR — L. COURTNEY

OFFICES: RUA DA QUITANDA, 163, 2.º ANDAR
RIO DE JANEIRO

Telephone: 4-1966 — Caixa do Correio (P. O. Box) 809
Tel. Address: "REVIEW", Riojaneiro.

Redactor Responsavel: L. Courtney

Redacção e Administração: R. da Quitanda, 163, 2.º and.

All Communications to be addressed to the Editor.
Subscription (Payable in Advance): —
Brazil, 100\$000 per annum. Abroad £ 5 per annum.
Separate copies 2\$000. Back Numbers 2\$500 per copy.

ADVERTISING RATES ON APPLICATION

AGENTS

SÃO PAULO:—

C. T. Nash, c/o "Anglo-Brazilian Chronicle", Caixa
Postal: 2124.

LONDON:—

G. Street & C., Ltd., 6 Gracechurch Street E. C. 3

NEW YORK:—

"The Tea and Coffee Trade Journal", 79 Wall
Street.

COPENHAGEN:—

"The Scandinavian Shipping Gazette", 38 Vestre
Boulevard.

Notice:— The Editor is not responsible for Cor-
respondence or Articles signed with the writer's name
or initials, or with a pseudonym, or that are marked
"Communicated". The Editor must likewise not necessa-
rily be held in agreement with the views therein
contained or with the mode of expression.

In accordance with the Brazilian Press Law, no cor-
respondence or contribution will be published in this
Review unless authenticated by the date, name, and
address of the contributor, though not necessarily for
publication.

Announcements of births, deaths and marriages
concerning subscribers and friends are inserted in this
"Review" free of charge.

PHOENIX

ASSURANCE COMPANY LIMITED

Davidson Pullen & Cia.

GENERAL AGENTS

Quitanda, 145 -- Rio de Janeiro



Rio Cape Line, Ltd.

Direct Cargo Service from Rio de Janeiro
and Santos to South and East African Ports

THE JAPANESE STEAMER
ARIZONA MARU
(Under Contract)

Sailing 11th August 1933

Cape Town, Mossel Bay, Algoa Bay, East
London, Durban, and Lourenço Marque.

For further particulars apply to:

HOULDER BROTHERS Co. (BRAZIL) LTD.

Agent for the Rio Cape Line, Ltd.

AVENIDA RIO BRANCO, 63/67
Telephone 4-5261
RIO DE JANEIRO

Mail Fixtures

DURING THE MONTH OF AUGUST

To Europe:

- 8—"Flandria", Lloyd Real Hollandez.
- 9—"Gen. Osorio", Hamburgo A. Linie.
- 9—"Neptunic", Italia-Cosulich.
- 12—"Cap Arcona", Hamburg Sued Damp. Ges.
- 13—"Arlanza", Royal Mail Line.
- 15—"H. Brigade", Nelson Line.
- 22—"Almeda Star", Blue Star Line.
- 27—"Asturias", Royal Mail Line.
- 29—"Zeelandia", Lloyd Real Hollandez.
- 29—"H. Patriot", Nelson Line.
- 31—"Gen Artigas", Hamburg A. Linie.

To the United States and Japan:

- 11—"Arizona", Osaka Shosen Kaisha.
- 25—"Buenos Aires Marú", Osaka S. Kaisha.

To the River Plate:

- 10—"Gen. Artigas", Hamburg A. Linie.
- 11—"Eastern Prince", Furness P. Line
- 13—"Asturias", Royal Mail Line.
- 14—"Belle Isle", Chargeurs Reunis.



The hub of shopping activity in the Coffee Metropolis of Brazil — English spoken in all departments — Visitors are specially invited to make use of our British Library and Rest Rooms —

Tea Rooms and Restaurant adjoining



DEPARTMENTS

DRESSES & SPORTS WEAR
TAILOR-MADES-COATS
DRESSMAKING-FRS
MILLINERY

UNDER WEAR
BABY-LINEN
CORSETS
GIRLS DEPT.

SILKS
MATERIALS
HOSIERY
GLOVES, ETC.

BOHEMIAN GOODS
BAGS & VANITIES
NEEDLE WORK
PHOTOGRAPHY

COMPLETE
OUTFITTING
FOR MEN & BOYS
TAILORING
FOOTWEAR

Beauty Salon

**Furniture
& Carpets**

Domestic Sections

Travel Bureau

MAPPIN STORES - S. PAULO

London

14, Henrietta Street, W.

Branch at Rio de Janeiro

Furniture & Furnishing only
Rua Senador Vergueiro, 147

NOTES

In re.: WILEMAN'S BRAZILIAN REVIEW

Acting under Judicial instructions, Dr. Armando Dias Maia, Judicial Inventariante, assisted by Dr. Adhemar Tavares, Guardian of Orphans, sold to Mr. L. Courtney all the assets, including the title, of the above named Review, with the right to receive all money due to Wileman's Brazilian Review or to the late H. F. Wileman, in connection with the Review, and to negotiate all cheques made payable to Wileman's Brazilian Review or to the late H. F. Wileman in relation to the said Review.

The record of the sale is noted by Notary Public Alvaro Rodrigues Teixeira, of this City, in Book N.º 216 Folic 52 V.

AN APOLOGY

In apologizing to our subscribers for the non appearance of this journal since the issue of March 18th, we ask them to bear in mind the reason por same, niz: the death of Mr. H. F. Wileman, the former Editing Proprietor.

The Review has passed into new ownership and every effort will now be made to carry out the

policy and ideals governing the first years of its existence.

Our Readers are promised, in particular, regular publication and accurate information, complete in every essential.

It is our intention to enlarge the scope of the journal and we shall be grateful for any suggestions to this end.

We are endeavouring to embody, in this issue, all the data of importance which our subscribers should have had during the period the Review did not appear and are consequently omitting all matters of pure Editorial comment.

DECREES

Decree N.º 22.576 of 24-3-33 — Authorizes the E. Ferro Noroeste do Brazil to arrange with the Bank of Brazil regarding the discounting of Bills issued by the Conselho Nacional do Café.

Decree N.º 22.600 of 30-3-33 — Deals with the question of merchandise destined for Santos but discharged in Rio de Janeiro in terms of Decree N.º 21.605 of 11-6-32.

Decree N.º 22.601 of 31-3-33 — Opens a special credit, in favour of the Ministry of Public Works of 10.966:672\$134 to provide for the payment of the subsidies to the Lloyd Brasileiro and to legalize the

expenses corresponding to the first part of the subsidy of September 1931, already paid by the Bank of Brazil.

Decree N.º 22.603 of 31-3-33 — Opens a special credit, in favour of the Ministry of Public Works, of 5.291:028\$604 to provide for the contract made with the Cia. E. F. de Mossoró and for sundry purchases.

Decree N.º 22.611 of 4-4-33 — Opens a special credit, in favour of the Ministry of Public Works, of 300:000\$000, to carry out certain work in the port of Maceió.

Decree N.º 22.628 of 7-4-33 — Opens a special credit, in favour of the Ministry of Public Works, of 4.000:000\$000 in connection with the construction of Railways "Jaguary to Santiago" & "Santiago to São Borge" in the State of Rio Grande do Sul.

Decree N.º 22.638 of 12-4-33 — Extends the time, till 30th June, for the payment of annuities in connection with Patents & Inventions.

Decree N.º 22.656 of 26-4-33 — Deals with the payment of Import Duties on Asphalt & Bitumen intended for use on streets & public places.

Decree N.º 22.679 of 28-4-33 — Formulates new regulations for Air Mail Services in Brazil.

Decree N.º 22.686 of 24-4-33 — Deals with Fabrics intended for Munition & War Use.

Decree N.º 22.717 of 16-5-33 — Approves the new settlement regarding Consular invoices.

Decree N.º 22.722 of 17-5-33 — Opens a credit to the Ministry of Finance, of 19.000:000\$000, supplementary to the amount previously Budgeted, and also publishes the proposal for the electrification of the Central of Brazil Railway.

Decree N.º 22.737 of 27-5-33 — Publishes new regulations for the export of Bananas, Abacaxis & Citrus Fruit.

Decree N.º 22.208 (published 1-6-33) — Grants rights to Richard Henry Mardock regarding the working of Bituminous deposits & permission to organize a Company for such purpose.

Decree N.º 22.828 of 17-6-33 — Cancels Arrears of Income Tax payable prior to 1931.

Decree N.º 22.826 of 22-6-33 — Creates an organisation for the control of marine contracts.

Decree N.º 22.845 of 26-6-33 — Prohibits, as from 1st July 1933, the payment of any rebates or commissions on export freights.

PAPER MONEY IN CIRCULATION

Paper money in circulation in Brazil on 30th June, 1933, amounted to 3.015.920:140\$, discriminated as follows:

N.º of Notes	Unit Value	Total in circulation
Bank of Brazil Issue	—	592.000:000\$000
3.066.974	18000	3.066.974\$000
1.713.913	23000	3.427.826\$000
6.366.575	58000	31.832.876\$000
4.639.430	108000	46.394.300\$000
4.040.442	208000	80.808.840\$000
3.670.946½	508000	183.547.325\$000
2.914.649	1608000	291.464.900\$000
1.957.768	2008000	391.553.600\$000
2.383.647	5008000	—
200.000	1:000\$000	200.000:000\$000
30.954.344½	1.191:828\$500	3.015.920:140\$000

* Including 1:000\$000 (one conto notes).

CUSTOMS REVENUE, RIO DE JANEIRO DISTRICT

	Collected in gold		Collected in paper		Total in paper
	contos	contos	contos	contos	
January 1933 (agio 626.4%)	3.654	22.889	4.013	30.556	30.556
February 1933 (agio 626.4%)	3.445	21.579	3.631	28.655	28.655
March 1933 (agio 626.4%)	3.817	23.910	2.698	30.425	30.425
April 1933 (agio 626.4%)	4.327	27.103	4.235	35.665	35.665
May 1933 (agio 626.4%)	3.842	24.066	4.046	31.954	31.954
June 1933 (agio 626.4%)	3.308	20.721	2.324	26.353	26.353
6 months 1933 (agio 626.4%)	22.393	140.268	20.947	183.608	183.608

DURING THE FIRST THREE MONTHS 1933 THE MOVEMENT OF TRADE FOR THE VARIOUS STATES OF BRAZIL WAS AS FOLLOWS, IN CONTOS OF REIS:

	Imports	Exports	Balance
S. Paulo	174.942	379.742	+204.800
Capital Federal	221.322	106.782	-114.540
Espirito Santo	384	42.855	+ 42.471
Bahia	10.660	41.642	+ 30.982
Rio Grande Sul	24.661	24.345	- 316
Paraná	3.256	17.431	+ 14.176
Pernambuco	22.550	12.006	- 10.544
Pará	6.544	7.722	+ 1.178
Rio Janeiro	2.924	6.070	+ 3.146
Amazonas	1.353	5.573	+ 4.220
Sta. Catharina	2.158	5.243	+ 3.085
Ceará	4.468	4.125	- 343
Maranhão	2.032	3.418	+ 1.386
Rio Grande Norte	1.172	621	- 651
Alagoas	3.049	199	- 2.850
Parahyba	3.330	150	- 3.180
Sergipe	634	138	- 496
Matto Grosso	1.285	75	- 1.160



EXPORTS OF TABLE FRUITS BY THE PORT OF SANTOS

JANUARY—APRIL 1932—1933

	UNITY	QUANTITY		VALUE IN MIL REIS		IN £	
		1932	1933	1932	1933	1932	1933
Abacates	Kilos	—	—	—	—	—	—
Abacaxis	Kilos	66.592	3.400	34.295	1.820	445	28
Bananas	Bunches	2.337.802	2.540.178	6.909.749	7.099.768	90.644	105.458
Côcos	Bunches	—	—	—	—	—	—
Grap-Fruit	Cases	200	2.199	5.400	54.975	74	793
Laranjas	Cases	178.410	211.593	3.496.835	3.385.488	47.709	48.845
Tangerinas	Kilos	363.050	176.700	159.074	52.037	2.169	751
Mangas	Kilos	—	—	—	—	—	—
Fructas n'espec.	Kilos	14.079	5.328	10.827	12.098	140	187
Total				10.616.186	10.606.186	141.181	158.062

BANKING MOVEMENT

BALANCE SHEETS OF PRINCIPAL BANKS, INCLUDING BRANCHES
IN BRAZIL

30th June 1933

(IN CONTOS OF REIS)

BANKS	Cash	Discounts & Loans	Sight Deposits	Fixed Deposits	% of Cash to sight Deposits
Bank of Bra Brazil	604.136	2.600.942	2.152.934	264.555	28.1
Italo-Belge	57.879	53.969	76.393	3.441	75.7
Hollandische V. Z. A.	5.867	24.771	14.678	4.534	40.0
Deutsche Ueberseeische	55.583	113.691	83.169	58.804	66.8
Portuguez do Brazil	11.187	33.887	22.983	3.094	48.7
Française et Italienne	894.864	157.432	135.818	47.462	66.2
Commercial Est. de S. Paulo	89.002	244.797	178.186	24.606	49.9
Commercio e Industria S. Paulo	79.801	248.587	206.064	35.639	38.7
Hyp. e Agricola de Minas	32.991	97.847	87.756	38.782	37.6
Com. e Ind. Minas Geraes	24.236	98.071	70.866	37.165	34.2
Bank do Estado de S. Paulo	—	—	—	—	—
Bank of S. Paulo	35.203	123.738	82.024	29.316	42.9
Noroeste do Est. de S. Paulo	—	—	—	—	—
Provincia Rio Grande do Sul	7.327	33.918	41.049	—	18.0
Nacional Ultramarino	30.234	39.581	68.548	11.130	44.1
Deutsche Suedamerikanische	36.486	93.509	62.063	42.018	58.8
TOTAL	1.159.796	3.964.740	3.282.531	600.546	35.3

BALANCE SHEETS FOR RIO CITY ONLY

30th June 1933

(IN CONTOS OF REIS)

	Cash	Discounts & Loans	Sight Deposits	Fixed Deposits	% of Cash to sight Deposits
Bank of London & S. America	47.986	81.999	123.681	9.237	38.9
British of S. America	39.021	25.119	60.817	12.975	64.1
Canadian of Commerce	9.159	6.730	12.801	—	71.6
Royal of Canadá	28.145	35.746	59.500	11	47.6
National City Bank of N. York	41.347	41.551	70.302	1.132	58.8
Mercantil Rio de Janeiro	39.354	86.672	91.673	7.977	42.9
Yokohama Specie	1.128	7.751	5.148	619	21.9
Commercio do Rio de Janeiro	6.290	23.564	16.032	5.279	39.2
Commercio e Ind. Rio de Janeiro	3.086	7.269	8.805	3.201	35.0
Credito Mercantil	18.236	61.423	64.181	4.350	28.4
Boavista	—	—	—	—	—
TOTAL	233.752	377.824	512.940	44.781	45.6

Banco Commercial do Estado de S. Paulo

FOUNDED 1912

SUBSCRIBED CAPITAL	Rs. 100.000:000\$000
CAPITAL PAID UP	Rs. 93.305:840\$000
RESERVE FUND	Rs. 54.000:000\$000

BALANCE SHEET AS AT 30th JUNE, 1933

Including Branches at Rio de Janeiro and Santos and agencies at Agudos, Amparo, Araçatuba, Assis, Atibaia, Avaré, Baurú, Bebedonro, Biriguy, Botucatu, Bragança, Campinas, Catanduva, Cruzeiro, Descalvado, Esp. Santo do Pinhal, Franca, Guaratinguetá, Igarapava, Ignacio Uchôa, Itapetininga, Itapira, Itapolis, Itatiba, Itú, Ituverava, Jaboticabal, Jahú, Jundiáhy, Limeira, Lins, Mogy-Mirim, Monte Alto, Olympia, Orlandia, Ourinhos, Pennapolis, Piracicaba, Pirajú, Pirajuhy, Presidente Prudente, Promissão, Ribeirão Preto, Rio Claro,, Rio Preto, Santa Adelia, Santa Cruz do Rio Pardo, S. Bernardo, S. Carlos, S. José dos Campos, S. João da Boa Vista, S. Manoel, São Roque, S. Simão, Sorocaba, Taquaritinga, Tatuhy, Taubaté and Tieté.

Assets		Liabilities	
Capital uncalled	6.694:160\$000	Capital	100.000:000\$000
Bills Discounted	170.574:660\$620	Reserve Fund	54.000:000\$000
Bills receivable:		Deposits:	
Foreign	2.277:992\$700	Deposits in current account with interest ..	168.113:684\$890
Domestic	33.737:960\$510	Deposits in current account without interest ..	12.072:371\$870
Loans in current Account	74.222:930\$630	Fixed Deposits	24.605:679\$590
Securities pledged	121.429:518\$730	Securities in Guarantee and deposited	387.964:681\$230
Securities deposited	266.535:162\$500	Directors Guarantee	150:000\$000
Directors Guarantee	150:000\$000	Bill for collection	36.015:953\$210
Agencies and Branches	34.514:485\$420	Agencies and Branches	42.072:520\$500
Correspondents Abroad	181:999\$480	Correspondents no Brazil and abroar	1.172:882\$460
Correspondents in Brazil	1:243:768\$890	Bills payable	243:097\$200
Securities owned by Bank	10.375:309\$300	Sundry accounts	5.198:322\$360
Bank Buildings	24.454:488\$310	Profit and loss account	925:714\$190
Sundry accounts	2.009:410\$420	Unclaimed dividends	56:308\$250
Cash in hand: deposited in the Bank of Brazil and other Banks	89.001:995\$340	Directors percentage	142:335\$100
		37th dividend of 10% per annum or 10\$000 per share paid up and 68000 per share with 60% realised	4.665:292\$000
	837.403:842\$850		837.403:842\$850

E. & O. E. — S. Paulo, 5th July, 1933. — Erasmo de Assumpção, President; J. M. Whitaker, Sup. Director; L. de Assumpção, Manager.

PROFI & LOSS ACCOUNT, 30th JUNE, 1933

Debit	Credit		
General Expenses	1.105:601\$540	Balance brought forward from 31st December, 1931	1.004:935\$540
Verified Losses	1.047:073\$690	Integralization interest	8:902\$100
Taxes	730:038\$400	Profit for half year after deducting the interest carried forward to the following half year	10:696:000\$520
Directors and Fiscal Council's Fees	70.200\$000		
Staff Salaries	2.998:583\$240		
Staff Pension Fund	25.000\$000		
Directors percentage: 3% on net profits of 5.624:346\$300 for six months	142:335\$100		
37th Dividend of 12% p. and or 1\$000 per share paid up and 78200 per share with 60% realised	4.665:292\$000		
Balance carried forward to following half year	925:714\$190		
	11.709:838\$160		11.709:838\$160

E. & O. E. — S. Paulo, 6th July, 1933. — J. G. Gioisa, Accountant.

Banco do Comercio e Industria de São Paulo

REALIZED CAPITAL	60.000:000\$000
RESERVES FUND	60.000:000\$000
OTHER RESERVES	5.212:014\$521

BALANCE SHEET FOR 30th JUNE 1933

Head office and branches

Assets		Liabilities	
Bills discounted	114.644:823\$320	Capital	60.000:000\$000
Bills receivable:—		Reserve Fund	60.000:000\$000
Domestic and Foreign	31.813:318\$650	Real State depreciation fund	2.492:406\$640
	146.458:141\$970	Profits and Loss account	2.719:607\$881
Loans in corrent c/c an		Deposits at fixed dates	35.639:202\$530
advances	133.941:921\$633	Ditto, in c/a with interest	192.010:789\$181
Collateral deposited as se-		Ditto, without interest	14.053:588\$411
curity	156.619:608\$515		241.703:580\$122
Securities deposited	546.211:509\$358	Collateral deposited as se-	
Directors deposits	200:000\$000	curity	156.619:608\$515
	703.031:117\$873	Securities deposited	546.211:509\$358
Securities owned by Bank	13.571:368\$230	Directors deposits	200:000\$000
Real State	28.611:274\$466		703.031:117\$873
	42.182:642\$686	Bills for collection	31.813:318\$650
Branches	164.414:779\$865	Branches	170.057:284\$224
Sundry accounts	801:945\$640	Sundry accounts	2.200:981\$649
Correspondents in Brazil and abroad	14.077:908\$561	Cheques and orders for payment	2.475:921\$690
Cash: In Currency in bank and at Banco do		Correspondents in Brazil and abroad	5.088:796\$505
Brazil & other banks	79.800:969\$646	Unclaimed dividends	32:123\$000
		86th dividend of 10% p.	
		a. or 10% per share	3.000:000\$000
			3.032:123\$000
		Directors' percentage: 3% on net profit of	
		3.142:988\$217 for the half year	94:289\$640
Total Rs.	1.284.709:427\$874	Total Rs.	1.284.709:427\$874

E. & O. E. — São Paulo, 8th July, 1933. — Banco do Comercio e Industria de São Paulo. — Ernesto Ramos, Director-Superintendent, E. Mattoso and Paulo C. Galvão, Director-Managers, — G. M. Pinto, Accountant.

PROFIT AND LOSS ACCOUNT, 30th JUNE, 1933

Debit		Credit	
General expenses, rents, insurance, installation, office appurtenances stamps, telegrams etc.	879:005\$250	Balance brought forward from 31st December 1932	2.700:909\$304
Taxes	314:579\$385	Verified profit for half	
Salaries of personnel	1.495:327\$450	year	9.212:738\$843
Directors' and Fiscal council fees	175:204\$400	Less interest and dis-	
Loss, verified	1.004:652\$492	count pertaining to next	
Contribution to Bank's employees Pension		half year	2.200:981\$649
Fund	30:000\$000		7.011:757\$194
Directors' percentage; 3% on profit for half			
year 3.142:988\$217	94:289\$640		
86th Dividend of 10% p. a. being 10\$000 per			
share	3.000:000\$000		
Balance carried forward to next half year	2.719:607\$881		
Total Rs.	9.712:666\$498	Total Rs.	9.712:666\$498

E. & O. E. — S. Paulo, 8th July, 1933 — G. M. Pinto, Accountant.

BANK OF BRASIL

REDISCOUNT DEPARTMENT

Balance Sheet as at 30th June, 1933

Assets	
Securities rediscounted in Rio, S. Paulo and Santos	1.259:0878300
Liabilities	
Bank of Brasil Current account	830:557\$890
Reserve Fund	420:027\$910
Rediscounts	6:858\$500
Percentages	1:643\$000
	1.259:0878300

G. DUURING & ZOON'S MONTHLY MARKET-REPORT

Month of June 1933

COFFEE. Business this month was almost at a standstill and owing to the critical situation and unstabilized exchanges all over the world, no basis could be found to deal on. As long as currencies are not stabilized, at least within narrow limits, neither international transactions in commodities can

practically be expected, nor normal trade conditions be restored.

From Brazil a cable was sent to report that sixty percent of the 1933/34 Minas Geraes crop would be despatched to importing markets, which system has also been adopted by the States of Rio de Janeiro and Espirito Santo, thus only remaining forty percent of these crops to be disposed of at sacrificing prices. A restitution of thirty milreis per bag will be paid on the 40% sacrifice quotas for the whole of Brazil.

Destroyed in the different States of Brazil during this month about 94.000 bags. Up to April 30th 16.563.237 bags have been eliminated as per information of the N. C. D.

On June 1st. 62.500 bags of coffee were sold in the United States by the Farm Board at prices ranging from \$9,31 to \$9,76 being satisfactory prices as compared with the previous ones. On June 28th another 62,500 bags were sold at prices ranging from \$ 8,55 to \$ 9,15.

Milds drew little attention. Values of Robusta coffee ruled more or less at previous limits, with only small business passing, prices being too high as compared with other growths.

The stocks in the interior of Brazil, port of Santos, decreased during the month of May by 343.000 bags being on May 31st 256.000 bags while the permanent stocks in the states of São Paulo and Minas Geraes exportable via the

port of Santos, decreased during the month of April by 938.000 bags being on April 30th 16.888.000 bags. The stocks on May 31st have not yet been published.

Santos Superior fully described quotes \$ 10. — per 50 Ko. (\$ 10 20) Rio No. 7 closes at \$ 8,30 per 50 Ko. (\$ 8,50). Palembang Robusta prompt shipment is offered at 14 cts. (14½ cts.) and washed Robusta f.a.p. at 20 cts. per ½ Ko. (19½ cts.).

Spot quotations for Santos were reduced from 24 cts. to 22cts. and for washed Robusta from 23 cts. to 22½ cts.

Arrivals on our market were 173.300 bags, against 143.600 bags deliveries, leaving our stock at 233.800 bags, against 204.100 bags last month.

Afloat from Santos to Holland:

288 bags per S.S. Flandria, sailed June 6th to Amsterdam
21728 bags per S.S. Zaaland, sailed June 14th to Amsterdam.
18913 bags per S.S. Alwaki, sailed on 19th to Rotterdam.
250 bags per S.S. General Artigas, sailed on 23rd to Rotterdam.

Total 42379 bags in 1933, as against:
28997 in 1932
84160 in 1931
33850 in 1930

From Java arrived here. this month the steamers: Stentor, Tapanoei, Lao-

Booth Line, Liverpool

Regular Service of Passenger and Cargo Steamers Between

NEW YORK, NORTH, MID and SOUTH BRAZIL

(CALLING AT BARBADOS)

also between

LIVERPOOL, LONDON, HULL, HAMBURG, ANTWERP, HAVRE, ROTTERDAM, OPORTO LISBON, MADEIRA, PARÁ, MANAÓS, MARANHÃO, CEARÁ, PARNAHYBA, IQUITOS

Agents for NORTH and SOUTH AMERICA

PARÁ	Booth & Co. (London), Ltd.	PERNAMBUCO	Frederick von Sohsten	BAHIA	Wilson, Sons & Co., Ltd.
MANAÓS		NATAL	Frederick von Sohsten	RIO DE JANEIRO	
MARANHÃO		CABEDELLO	S. A. Wharton Pedroza	SANTOS	
CEARÁ		MACEIÓ	R. W. B. Paterson	RIO GRANDE DO SUL	
PARNAHYBA		VICTORIA	Arbuckle & Co.	PELOTAS	
IQUITOS		FLORIANOPOLIS	Guilherme H. Chaplin	PORTO ALEGRE	

PARANAGUÁ: Empresa de Melhoramentos Urbanos de Paranaguá. SAO FRANCISCO DO SUL.

R. O. N. Addison. BARBADOS: H. Jason Jones & Co.

THE BOOTH STEAMSHIP CO. LTD.

CUNARD BUILDING — LIVERPOOL

BOOTH AMERICAN SHIPPING CORPORATION

17, BATTERY PLACE — NEW YORK

medon, Sitcebondon, Chr. Huygens, Indrapcera, Clytoneus, Poelau Tello, Freiburg, Aleinous with total 19.072 bags. Afloat from the East to Holland:

S.S. Uurymedon	sailed May 29st
" Ueckermark	" " 30th
" J. v. Oldenbarnevelt	" June 1st
" Dempo	" " 7th
" Myrmidon	" " 8th
" Kota Nopan	" " 9th
" Talise	" " 14th
" Slammat	" " 17th
" Pe'sander	" " 17th
" Joh. de Witt	" " 21st
" Poelau Laut	" " 24st
" Siantar	" " 26th

(Visible supply on June 1st was 23.043.000 bags including Interior Brazil stocks, viz. 256.000 bags on June 1st exportable via Rio and 16.888.000 bags

on May 1st exportable via Santos. São Paulo "pledged" stock amounted to 2.125.000 bags. Shipments from Santos:

Shipments from Santos:		1932/33	1931/32	1930/31
from July 1st to June 30th (Crop year)				
to Holland	437,000 bags	686,000 bags	755,000 bags
" Sweden	} 384,000 "	} 466,000 "	} 566,000 "
" Denmark			
" Norway			
" Mediterranean			
" Havre	128,000 "	231,000 "	247,000 "
" England, etc.	107,000 "	128,000 "	86,000 "
" Antwerp	172,000 "	215,000 "	291,000 "
" Hamburg and Bremen	732,000 "	874,000 "	750,000 "
		2,648,000 bags	3,306,000 bags	3,639,000 bags
" the United States	3,868,000 "	6,422,000 "	6,211,000 "
" South-Africa, etc.	69,000 "	94,000 "	114,000 "
Total	6,585,000 bags	9,822,000 bags	9,964,000 bags

Oswaldo Aração da Silveira
 Correcitor de Fundos Publicos

G. FRASER
 E. SAUTTER
 W. DIXON

Rua da Candelaria, 28 - 2º andar
 Telephone 3-1033-1034 - 4-2337-2338-3333
 Caixa Postal 210
 End. Electr. "FRASER" Rio

Loading: S.S. Kota Agoeng, Sibajak, Poelau Bras, Marnix v. St. Aldegonde Tarakan, Tawali.

Future market was rather quiet. Quotations slowly declined closing 1½ á 1% ct. lower.

Quotations now are for the mixed contract 14 cts. per September, 14½ cts. per December, 14% cts. per March 34 and 14% cts. per March 34 and 14% cts. per May 34.

Dealings amounted to 12.000 bags or 73.000 bags since January 1st against 62.000 bags last year.

Netherland East-Indies. As per a report of the Handelsvereeniging Bata-

Estimate 1933.	Arabica	Liberian	Robusta	Total
Java	19529 Pec.	8168 Pec.	701829 Pec.	729526 Pec.
Sumatra	30300 "	3840 "	1,313000 "	1,347140 "
Celebes and Bally	88150 "	595 "	38565 "	127310 "
Borneo	—	—	700 "	700 "
	137979 Pec.	12603 Pec.	2,054094 Pec.	2,204676 Pec.

The outturn for 1932 is:

Java	14195 Pec.	8479 Pec.	813769 Pec.	836443 Pec.
Sumatra	30868 "	4037 "	1,193708 "	1,228613 "
Celebes and Bally	53028 "	627 "	36694 "	90349 "
Borneo	—	—	600 "	600 "
	98091 Pec.	13143 Pec.	2,044771 Pec.	2,156005 Pec.

The outturn for 1931 was:

Java	27220 Pec.	13059 Pec.	597851 Pec.	638130 Pec.
Sumatra	40749 "	3024 "	910941 "	954714 "
Celebes and Bally	82604 "	535 "	10956 "	94095 "
	150573 Pec.	16618 Pec.	1,519748 Pec.	1,686939 Pec.

JOHNSON LINE



FLEET: 15 MOTOR SHIPS
TOTAL TONNAGE 108,690 TONS

Regular Service Between

Finland, Sweden-Brazil, Finland Sweden-River Plate,
 Finland, Norway, Sweden-Chile and Perú, Sweden
 Norway-North Pacific, and vice-versa.

Outward Sailings From Sweden:

VALPARAISO — 9th July
 PEDRO CHRISTOPHERSEN — 22nd July
 SUECIA — 5th August

Sailings for Sweden & Finland: From Rio:

SAN FRANCISCO — 3rd August
 LIMA — 18th August
 VALPARAISO — 6th September

For further particulars apply to the Agents: —
 Williams & Co., Pernambuco, Gueúdeville & Co.,
 Bahia; Hard Rand & Co., Victoria; Johnson Line
 Agencies, Santos; Wigg Brothers, Rio Grande, and or

LUIZ CAMPOS FILHOS & CO.

RUA 1.º DE MARÇO, 117 — RIO DE JANEIRO

Companhia Nacional de Comercio de Café

Rio de Janeiro
Rua da Quitanda, 143

Cable Address "AXECO"

COFFEE EXPORTERS

Agents and Sub-Agents all
over the world

New-York. Quotations at the end of the month closed for Santos No. 4 at 8¼ ¢ cts. and for Rio No. 7 at 7¼ ¢ cts. Future quotations closed for the Rio contract at 5.66 ¢ cts. per September, 5.65 ¢ cts. per December, 5.65 ¢ per March '34, 5.65 ¢ cts. per May '34 and for the Santos contract at 7.83 ¢ cts. per September, 7.76 ¢ cts. per December, 7.71 ¢ cts. per March '34 and 7.76 ¢ cts. May '34.

VISIBLE SUPPLY OF COFFEE

	Bags	Bags	Bags	Bags	Bags
on July 1st	1933	1932	1931	1930	1929
Stocks Europe	1,988,000	2,377,000	2,417,000	2,095,000	2,185,000
Afloat from Brazil to Europe	587,000	381,000	720,000	460,000	481,000
Afloat from the East to Europe	77,000	104,000	60,000	67,000	61,000
	2,652,000	2,862,000	3,197,000	2,622,000	2,727,000
Stocks U. S. A.	1,098,000	2,168,000	1,394,000	868,000	709,000
Afloat from Brazil to U. S. A.	594,000	304,000	538,000	320,000	399,000
Afloat from the East to U. S. A.	1,000	11,000	5,000	4,000	10,000
	4,345,000	5,345,000	5,134,000	3,814,000	3,836,000
Stocks at Pernambuco	4,000	5,000	4,000	6,000	1,000
" " Bahia ..	29,000	15,000	17,000	5,000	13,000
" " Victoria ..	53,000	55,000	74,000	103,000	49,000
" " Rio de Jan.	326,000	348,000	242,000	303,000	265,000
" " A. dos Reis	200,000	—	—	—	—
" " Santos ...	1,446,000	923,000	918,000	1,272,000	1,158,000
" " Paranaguá .	49,000	12,000	8,000	90,000	16,000
Total	*6,703,000	*6,307,000	*6,397,000	*5,593,000	*5,338,000
On June 1st ..	*5,899,000	*6,939,000	*6,394,000	*5,483,000	*5,346,000

* Not included interior Brazil Stocks.

* Not included São Paulo "pledged" Stock.



FURNESS PRINCE LINE

NEW YORK SOUTH AMERICA

LUXURIOUS ACCOMMODATION — FIRST CLASS

PASSENGERS ONLY

RIO — NEW YORK 13 DAYS

SOUTHERN PRINCE

WILL SAIL ON 10th AUGUST FOR TRINIDAD AND NEW YORK

EASTERN PRINCE

DUE FROM NEW YORK 11th AUGUST FOR SANTOS, MONTEVIDEO
AND BUENOS AIRES

TRIANGULAR TOURS — NEW YORK — EUROPE — BRAZIL AT SPECIAL RATES

Houlder Brothers & Co. (Brazil) Ltd.

Rua do Comercio, 35 — SANTOS
Tel. Central 3

Avenida Rio Branco, 63-67 — RIO DE JANEIRO
Tel. 4-5261 and 4-0769

THE CROP 1933-34

By the new and recent valuation made by the official appraisers of the Institute of Coffee of the State of S. Paulo, the crop 1933-34 is estimated at 20.595.000 bags distributed as follows, by zones:

ZONES	Trees	Arrobas	Bags of 60 ka. Average	
Mogiana	300.739.000	14.164.120	3.541.030	47
Araraquarense	191.000.000	14.000.000	3.500.000	73
São Paulo-Goiás	50.000.000	3.000.000	750.000	60
Noroeste	195.500.000	12.600.000	3.150.000	65
C. Mel. de Mt. Alto	20.000.900	700.000	175.000	35
Sorocabana	216.600.000	13.320.860	3.330.215	61
Douradense	92.000.000	4.862.000	1.215.500	52
Paulista	293.700.000	16.834.900	4.208.725	57
Itatibense	5.738.000	229.520	57.380	40
S. P. Railway	33.200.000	1.424.600	356.150	42
Central (paulista)	31.830.000	849.000	212.250	26
Santos-Juquiá	3.500.000	95.000	23.750	27
	1.435.807.000	82.080.000	20.520.000	57

To the total of 20.520.000 bags, must be added the estimate for the coffee for the zone S. Paulo-Minas calculated at 75.000 bags, which raises the total to 20.595.000 bags of 60 kilos each.



Norddeutscher Lloyd Bremen

Next sailings for BAHIA — MADEIRA — LISBON — VIGO — BOULOGNE s/m and BREMEN

MADRID 15 Aug.
SIERRA SALVADA 6 Sep.
SIERRA NEVADA 4 Oct.

For Fretghi and other particulars apply to the General Agents HERM. STOLTZ & Co. — Avenida Rio Branco, 56/74
Telegrams NORDLLOYD Caixa Postal 200

HOW THE 1933-1934 CROP WILL BE DISTRIBUTED

The scheme of the Departamento Nacional do Café

The Departamento Nacional do Café has drawn up the following scheme for the distribution of the crop beginning on 1st. July 1933.

From the total estimate of 29.880.000 bags of coffee, 11.952.000 bags will be acquired by the Departamento Nacional do Café; from the remainder 17.928.000 bags, 16.000.000 bags will be exported and 1.928.000 bags are destined for the consumption in all Brasil during the 12 months July 1933 to June 1934:

	S. Paulo	Minas	E. Santo	E. do Rio	Paraná	Bahia	Pernambuco	Goyaz	TOTAL
Estemate	20.500.000	5.500.000	1.800.000	1.200.000	500.000	200.000	100.000	80.000	29.880.000
Quota:									
40% D.N.C.	8.200.000	2.200.000	720.000	480.000	200.000	80.000	40.000	32.000	11.952.000
60% Markets	12.300.000	3.300.000	1.080.000	720.000	300.000	120.000	60.000	48.000	17.928.000
Viz per									
month:									
Santos	900.000	75.000	—	—	10.000	—	—	4.000	989.000
Rio	50.000	150.000	15.000	60.000	—	—	—	—	275.000
Victoria	—	25.000	75.000	—	—	—	—	—	100.000
Angra	—	15.000	—	—	—	—	—	—	15.000
Bahia	—	7.000	—	—	—	10.000	—	—	17.000
Paranaguá	—	—	—	—	15.000	—	—	4.000	15.000
Recife	—	3.000	—	—	—	—	5.000	—	8.000
Daily	38.000	11.000	3.600	2.400	1.000	400	200	160	56.760
Monthly	950.000	275.000	90.000	60.000	25.000	10.000	5.000	4.000	1.419.000
Annual	11.400.000	3.300.000	1.080.000	720.000	300.000	120.000	60.000	48.000	17.028.000
Balance	900.000	—	—	—	—	—	—	—	900.000

VISIBLE SUPPLY OF THE WORLD

From Mr. Laneuville's "Le Café"

In 1.000 bags of 60 kilos each
1st July 1933

1st July	1933	1932	1931
England	244	222	207
Hamburg	325	422	423
Bremen	140	144	148

Holland	234	231	311
Antwerp	116	200	160
Havre	363	639	611
Bordeaux	29	30	29
Marseilles	55	66	62
Copenhagen	75	57	95
Sweden	68	130	188
Genoa	132	115	60
Trieste	233	174	139
Brasil sorts	783	984	1.098
Other sorts	1.231	1.396	1.315

Total	2.014	2.380	2.413
Afloat: Brazil—Europe	698	377	721
Do.: East—Europe	77	104	60
Vis. Supply Europe	2.699	2.861	3.194
Stocks U. S. A.:			
Brazil sorts	780	1.789	1.047
Other sorts	318	369	347
Total:	1.098	2.168	1.394
Afloat Brazil — U. S. A.	594	304	538
Do East — U. S. A.	1	11	5
Vis. Supply U. S. A.	1.693	2.483	1.937
Stocks Brazil:			
Rio	328	348	232
Santos	1.446	923	918
Victoria	53	55	74
Bahia	29	15	17
Pernambuco	49	12	8
Paranaguá	4	5	4
Angra dos Reis	200	—	—
Total Brazil	2.109	1.358	1.253
Vis. Supply of the World:			
Brazil sorts	4.874	4.822	4.657
Other sorts	1.627	1.880	1.727
Total	6.501	6.702	6.384

WORLD'S DELIVERIES (re-exports deducted)
— During the month of June (by origin) are as follows — In 1000 bags.

June	Brazil sorts	Other sorts	Total
1933	1.204	810	2.014
1932	1.265	668	1.873
1931	1.425	734	2.159
1930	1.069	676	1.745
1929	1.099	611	1.710

WORLD'S DELIVERIES (by destination) —
During the month of June, in 1000 bags are as follows:—

June	Europe	U. S. A.	Other	Total
1933	872	1.056	86	2.014
1932	843	975	55	1.873
1931	992	1.071	96	2.159
1930	855	825	65	1.745
1929	825	762	123	1.710

WORLD'S PRODUCTION — During the month of June, in 1000 bags is as follows:—

June	Brazil sorts	Other sorts	Total
1933	1.691	844	2.535
1932	922	712	1.634
1931	1.296	861	2.157
1930	1.041	827	1.868
1929	1.054	649	1.703

HAMBURG-SUEDAMERIKANISCHE DAMPFSCHIFFFAHRTS GESELLSCHAFT

Regular service with the well known, luxurious, express steamers "Cap Arcona", "Cap Polonia" and "Cap Norte" between

Hamburg, Boulogne s./mer, Plymouth, Vigo, Lisbon, Rio de Janeiro, Santos, Montevideo, Buenos Aires and vice-versa.

The s.s. "Cap Arcona" is the fastest ship to North-Europe, performing the voyage from Rio to Lisbon in 9 days, to Boulogne s. m. in 11 days and to Hamburg in 12 days

NEXT SAILINGS FOR EUROPE

"CAP ARCONA" . . . 12 Aug.
"M. Olivia" 19 "
"España" 28 "
"M. Sarmiento" . . . 13 Sept.

(* calls at Plymouth — 11 days Rio Plymouth (London))

Regular services with modern and full powered cargo steamers between Hamburg, Antwerp, Portugal, Brasil and River Plate Ports.

For further particulars apply to the agents:—

THEODOR WILLE & CO. LTDA.

RIO DE JANEIRO
SANTOS VICTORIA SÃO PAULO

79, Avenida Rio Branco, 79

WORLD'S PRODUCTION OF COFFEE

(STATISTICS OF M. LANEUVILLE'S "LE CAFÉ")

(In 1.000 bags of 60 kilos each)

SEASON (1 July to 30 June)	PRODUCTION					Other Countries	Total World's Production			
	Brazil (Entries)			Other	Total					
	Total	Victoria	Total							
1920 — 1921				Rio	Santos	Rio-Santos	Bahia etc. (1)	Brazil		
1921 — 1922				3.305	10.511	13.816	680	14.496	5.787	20.283
1922 — 1923				3.672	8.179	11.851	1.011	12.862	6.926	19.788
1923 — 1924				2.669	6.759	9.428	766	10.194	5.705	15.899
1924 — 1925				3.798	10.195	13.993	871	14.864	6.868	21.732
1925 — 1926				3.082	9.402	12.484	1.237	13.721	6.762	20.483
1926 — 1927				3.939	9.082	13.021	1.093	14.114	7.052	21.166
1927 — 1928				3.634	9.476	13.110	1.074	14.184	7.068	21.252
1928 — 1929				3.793	10.321	14.114	2.306	16.420	8.003	24.423
1929 — 1930				2.993	8.874	11.867	1.754	13.621	8.660	22.281
1930 — 1931				3.013	9.721	12.734	2.785	15.519	8.273	23.792
1931 — 1932				4.800	9.793	14.593	2.676	17.269	8.633	25.902
1932 — 1933				3.990	9.732	13.722	2.032	15.754	8.287	24.041
				3.973	7.055	11.028	2.380	13.408	9.239	22.647

* Exports to Europe and United States.

(1) Including Pernambuco and Paraná via port of Paranaguá as from 1927-1928.

WORLD'S CONSUMPTION OF COFFEE

PERIODS	QUANTITY IN 1000 BAGS		INDEX NUMBERS BASE 1921-22=100			PERCENTAGES			
	From Brazil Countries	From other Countries	Total	From Brazil	From other Countries	Total	From Brazil s. the Total	From other Countries s. the Total	Total
1921-22	12.864	6.853	19.727	100,00	100,00	100,00	65,50	34,55	100,00
1922-23	12.959	6.203	19.162	101,00	90,50	97,00	67,75	32,25	100,00
1923-24	15.322	6.714	22.036	119,25	98,00	111,50	69,50	30,50	100,00
1924-25	13.682	6.824	20.506	103,50	99,50	104,00	66,50	33,50	100,00
1925-26	14.565	7.140	21.705	113,25	104,25	109,75	67,00	33,00	100,00
1926-27	14.276	7.022	21.298	111,00	102,50	108,00	66,50	33,50	100,00
1927-28	15.766	7.770	23.536	122,75	113,00	119,00	66,75	33,25	100,00
1928-29	13.890	8.361	22.251	103,00	121,75	112,75	62,00	38,00	100,00
1929-30	15.232	8.322	23.554	118,50	121,00	119,25	64,75	35,25	100,00
1930-31	16.546	8.545	25.091	128,62	124,69	127,26	65,94	34,06	100,00
1931-32	15.589	8.134	23.723	121,18	118,69	120,32	65,71	34,29	100,00
1932-33	10.921	7.954	18.875	84,90	116,07	95,73	57,86	42,14	100,00

(x) 10 Months (July to April).

(E. LANEUVILLE)

WORLD'S DELIVERIES AND VISIBLE SUPPLY OF COFFEE

FROM M. LANEUVILLE'S "LE CAFÉ")

(In 1.000 bags of 60 kilos each)

	SANSONS	WORLD'S DELIVERIES			WORLD'S VISIBLES UPPL		
	1st July to 30th June	Brazil-Sorts	Other-Sorts	Total	On 30th June of each crop		
					Brazil-Sorts	Other-Sorts	Total
1920 -- 1921		12.435	6.026	18.461	6.991	1.531	8.522
1921 -- 1922		12.864	6.853	19.717	6.989	1.604	8.593
1922 -- 1923		12.959	6.203	19.162	4.224	1.106	5.330
1923 -- 1924		15.322	6.714	22.036	3.760	1.200	5.026
1924 -- 1925		13.682	6.824	20.506	3.805	1.198	5.003
1925 -- 1926		14.565	7.140	21.705	3.354	1.110	4.464
1926 -- 1927		14.276	7.022	21.298	3.262	1.156	4.418
1927 -- 1928		15.766	7.770	23.536	3.916	1.389	5.305
1928 -- 1929		13.890	8.361	22.251	3.647	1.688	5.335
1929 -- 1930		15.232	8.322	23.554	3.934	1.639	5.573
1930 -- 1931		16.546	8.545	25.091	4.657	1.727	6.384
1931 -- 1932		15.589	8.134	23.723	4.822	1.880	6.702
1932 -- 1933		13.356	9.402	22.848	4.874	1.627	6.501

DEN NORSKE SYD-AMERIKA LINJE

(The Norwegian South America Line)

Regular Service to Denmark, Finland, Norway, Baltic, River Plate & vice-versa with 8 fast going modern diesel motor liners.

NEXT SAILINGS FOR RIVER PLATE

m/s "BAGÉ", Barly August
"COMETA", 2nd half August

For further particulars apply to



NEXT SAILINGS FOR FINLAND, DENMARK, NORWAY & BALTIC

m/s "SALTA" 2nd half August

FREDRIK ENGELHART — RUA S. PEDRO N. 9 — RIO DE JANEIRO
ALEX S. GRIEG & CIA. — PRAÇA DA REPUBLICA, 51 — SANTOS

Ancona	500
Göteborg	450
Salonica	376
Helsingborg	375
Ixpilla	375
Messina	374
Uméa	325
Gefle	263
Ornskoldsvik	313
Bordeaux	250
Dunkerque	250
Lulea	250
Rapno	200
Nantes	188
Reykjavik	175
Leith	125
Skive	125
Kalmar	125
Norkoping	125
Rouen	125
Sundsvall	125
Vestervik	125
Pireus	100
Hermosand	65
Barf	63
Gibraltar	50
Mantylucto	25
Catania	6
AFRICA:	155,240
Alger	7,438
Oran	7,193
Alexandria	3,198
Algoa Bay	2,644
Cap. Town	2,350
Casa Blanca	1,563
Las Palmas	1,508
Tunis	1,165
Durbam	1,118
Teneriffe	829
East London	765
Mossel Bay	727
Philippeville	711
Lourenço Marques	580
Bone	511
P. Said	463
Benгази	200
Ceuta	195
Tripoli	150
Walfish Bay	100
Luderitz Bay	100
Beira	75
Soussc	63
Melilla	33
Larache	13
SOUTH AMERICA:	33,692
B. Ayres	9,595
Montevideo	3,275
Rosario	1,220
	14,090
ASIA:	
Beyrouth	271
Jaffa	201
Lanarca	63
Linasou	63
	598

COASTWISE:	
Southern Ports	5,235
Northern Ports	1,929
	7,164
Total	346,024

CLEARANCES OF AT THE PORT OF SANTOS

During the month March

Santos, 4th, April, 1933

DESTINATION:

	Bags
United States	535,266
Belgium	20,007
Canada	1,300
Denmark	19,043
Egypt	751
England	5
Finland	850
France	70,448
Germany	105,261
Holland	39,178
Italy	14,970
Norway	1,983
Poland	188
River Plate Ports	9,043
Spain	2,878
Sweden	36,223
Others	3,078
Total	860,472

CLEARANCES OF COFFEE AT THE PORT OF SANTOS PER SHIPPING COMPANY AND FLAG.

During the month March, 1933

	Bags
American.	
Munson S. S. Line	109,432
American Republic Line	75,083
Mississippi Shipping Line	88,478
Mc. Cormick S. S. Line	22,224
Mooremack Line	18,001
Belgian	
Compagnie Maritime Belge s/a.	19,182
Brazilian	
Comp. de Nav. Lloyd Brasileiro	81,768
Comp. Carbonifera Rio Grande	825
Linha Napoleão Alencastro	1,190
Comp. de Navegação Costeira	9
British.	
Royal Mail Steam Packet Co.	11,706
Nelson Line	859
Lampont & Holt Line	12,247
Blue Star Line	223
Furness Prince Line	84,074
Danish.	
Det Forene de Dampskibsselskab	18,643

Dutch.	
Lloyd Real Hollandez	17,212
Rotterdam Zuid Amerika Linie	16,273
French.	
Compagnie Chargeurs Reunis	24,813
Société Generale de Transports Maritimes e Vapeur	7,984
German.	
Hamburg Suedamerikanische Dampschiffarts Gesellschaft	65,866
Hamburg Amerika Linie	77,484
Norddeutscher Lloyd Bremen	21,679
Italian.	
Cia. Navigazioni "Italia"	16,321
Japanese.	
Osaka Shipping Line	11,325
Norwegian.	
Nordske Syd Amerika Linie	2,470
Westfal Larsen Shipping Line	3,225
Wilhelmsen S. S. Line	11,584
Spanish.	
Ybarra y Cia.	2,778
Swedish.	
Johnson Line	37,515
Total	860,472

EXPORTS OF COFFEE BY THE PORT OF SANTOS

During April 1933

(IN BAGS OF 60 KILOS)

Shippers	Bags.
Theodor Wille & C.	139,266
Hard, Rand & C.	84,802
E. Johnston & C. Ltd.	65,716
Lima Nogueira & C.	39,169
Naumann Gepp & C. Ltd.	38,417
Almeida Prado & C.	30,048
C.v Leme Ferreira	23,889
Oswaldo Ferreira & C.	20,823
Sociedade Anonyma Levy	20,745
Junqueira Meirelles & C.	19,223
Cia. Prado Chaves	18,848
American Coffee Cor. Inc.	17,000
Leon Israel & C., S. A.	14,294
Sampaio Bueno & C.	12,846
Arbuckle & C.	11,350
Antonio A. Assumpção	10,000
Export. Café "Brasil", Ltd.	9,517
Zander & C. Ltd.	9,168
Ramos Silva & C.	8,492
Nioc & C. Ltd.	8,345
Martins Gregory & C. Ltd.	8,233
Nossack & C.	8,117
Silva Ferreira & C.	8,100
British Coffee Corp.	8,000
A. Sion & C.	6,281
B. Gonçalves & C.	6,503
Ernesto de Freitas Junior	6,000
Raphael Sampaio & C.	5,709
Soc. Nacional Exportadora Ltd.	5,337
Mc. Laughlin & C.	4,582
Wright & C. Ltd.	4,375
Franco Soares & C.	3,080

Cia. Paulista Exportação	3,077
Rebello Alves & C.º	3,000
Exp. Rubiac. Ltd.	2,938
Eugenio Teuber	2,216
Vidal & C.º	1,650
Hermann Gaih & C.º	1,440
Soc. Mogyana Exportadora Ltd.	1,086
Emilio Peirone	700
Federação Paulista das Coop. Café	650
A. Duarte Pereira	608
Assumpção Irmão & C.º Ltd.	525
I. R. F. Matarazzo	500
Manoel Vallejo	380
Amaral Lima & C.º	308
V. Moral & C.º	284
A. Ferreira & C.º	218
F. N. Hagebock	148
Banco Germanico S. A.	112
Camargo & C.º	11
Sundries	11
Consumption on board	72

Somma 696,501

COATWISE:

Eugenio Teuber	173
B. Pinheiro	1
Total	696,675

Destination

	Bags
New Orleans	165,126
New York	149,128
Havre	75,668
Hamburg	51,546
Amsterdam	27,943
Boston	23,893
Bremen	18,594
Houston	17,593
Philadelphia	15,418
Antuerpia	14,107
Rotterdam	12,577
Stockolm	11,387
Gothemburg	10,313
San Pedro	9,750
Copenhagen	9,387
London	8,002
Buenos Aires	7,700
Jacksonville	7,500
Genoa	5,468
Marselha	4,877
Trieste	3,753
Helsingborg	3,375
Osaka	3,000
Moji	3,000
San Francisco	2,836
Naples	2,797
Norfolk	2,525
Baltimore	2,525
Vancouver	2,383
Seattle	2,175
Barcelona	2,130
Tokio	2,000
Alexandria	1,739
Ma'moe	1,700
Montevideo	1,100
Kobe	1,000

Gdynia	875
Halmstad	875
Gefle	875
Rosario	825
Sevilha	750
Bordéos	750
Montreal	750
Helsinki	675
Dunkerque	625
La Corunha	500
Nagoya	500
Nagoya	500
Otarú	500
Ahus	445
Venice	430
Dantzic	314
Oslo	276
Kalmar	250
Vastervick	250
Varberg	239
Las Palmas	150
Ystad	125
Landskrona	125
Neufarwtsser	125
Oscarshamn	125
Hidiksvall	125
Odense	125
Tunis	125
Umea	125
Leixões	100
Bahia Blanca	75
Bergen	75
Oran	63
Alger	63
Kotka	50
Valencia	50
Malaga	50
Cap Town	25
Southampton	1
Sundries	310
Consumption on board	72
Total	696,501
Porto Alegre	174
Grand total	696,675

EXPORTS OF COFFEE BY THE PORT OF SANTOS

During May 1933

(IN BAGS OF 60 KILOS)

Shippers	Bags
Theodor Wille & C.º Ltd.	137,860
Hard Rand & C.º	73,421
E. Johnston & C.º Ltd.	41,354
Cia. Leme Ferreira	40,555
Oswaldo Ferreira & C.º	31,990
Cia. Prado Chaves	31,757
Lima Nogueira & C.º	27,896
Almeida Prado & C.º	24,944
Naumann Gepp & C.º	23,630
Junqueira Meirelles & C.º	20,938
Leon Israel & C.º S. A.	19,328
American Coffee Corp.	17,495

B. Gonçalves & C.º Ltd.	14,315
Martins Gregory & C.º Ltd.	13,864
Socied. Anonyma Levy	13,253
Nioac & Cia. Ltd.	12,698
Exportora "Café Brasil" Ltd.	12,205
Nossack & C.º	11,680
Ramos Silva & C.º	11,636
A. Sion & C.º	10,735
Wright & C.º Ltd.	10,500
Sampaio Bueno & C.º	10,127
Zander & C.º Ltd.	9,252
Ernesto Freitas Junior	9,163
Silva Ferreira & C.º	8,788
Raphael Sampaio & C.º	8,296
Arbuckle & C.º	8,175
Exp. Rubiac. & C.º Ltd.	5,657
Rebello Alves & C.º	5,100
Vidal & C.º	4,408
Mc. Laughlin & C.º	4,258
Cia. Paulista de Exportação	3,475
Hermann Gaih & Cia.	3,238
Manoel Vallejo	2,438
Franco Soares & C.º	2,400
Socied. Nacional Exp. Ltd.	2,300
Eugenio Teuber	1,891
Assumpção Irmão & C.º Ltd.	1,500
Leon Hazan & C.º	855
Dep. Nacional do Café	800
Socied. Anon. Export. Ltd.	755
Fedcr. Paulista das Coopera- tivas de Café	600
A. Duarte Pereira	515
Emilio Peirone	456
F. N. Hagebock	264
Instituto de Café	150
Rodolpho Tell	76
Consumption on board	72

Total 697,063

COASTWISE:

Junqueira Meirelles & C.º	1,955
Elias Elbas	300
Ciro Marsilio	25
Sundries	40

2,320

Grand total 699,383

Destination

Destination	Bags
New York	194,228
New Orleans	131,934
Havre	63,173
Hamburg	51,261
Amsterdam	35,904
Rotterdam	27,491
San Pedro	20,170
Copenhagen	16,323
Boston	14,531
Houston	12,725
Marselha	12,037
Antwerp	11,932
San Francisco	10,651
Genoa	10,219
Bremen	9,296
Gdynia	9,143

Gothenburg	8,700
Stockholm	8,691
Buenos Aires	7,007
Baltimore	8,750
Trieste	3,595
Helsingborg	3,375
Philadelphia	3,250
Seattle	3,118
Vancouver	2,786
Portland	2,350
Bordeaux	1,627
Naples	1,563
Montreal	1,350
Oslo	1,241
Malmö	1,237
Danzig	1,020
Barcelona	963
Göteborg	750
Aarhus	750
Hergen	640
Venice	600
Livorno	575
Alexandria	564
Odense	500
Helsinki	500
Norköping	375
Bilbao	375
Ciudadavochia	375
Toronto	300
Constanza	251
Valencia	251
Las Corunha	250
Vigo	225
Kobe	150
Carlskrona	150
Oran	121
Tunis	126
Gagliari	125
Ancona	125
Nikjobing	125
Kolding	125
Landskrona	125
Ystad	125
Abo	125
Carlskrona	125
Halmstad	125
Varberg	125
Gibraltar	125
Malaga	100
Osaka	100
Messina	65
Sousse	63
Tanger	50
Las Palmas	50
Southampton	4
Sundries	681
Consumption on board	56
Total	697,063

COASTWISE:

Pelotas	1,266
Porto Alegre	954
Rio Grande	100
Total	2,320
Grand total	699,383

TOTAL EXPORT DURING FROM VICTORIA FEBRUARY 1933

	United States	Europe	North Africa	Rio & Coastwise	Total
Hard, Rand & C.	28,495	775	314	3,125	32,709
Vivacqua Irmãos S. A.	12,535	5,324	563	2,010	20,432
C. Nacional Comm. de Café	10,275	1,812	1,375	—	13,462
Ornstein & C.	6,875	3,853	562	1,685	12,975
Armando Pinto & C.	6,700	2,624	125	600	10,049
A. Prado & C.	1,250	375	—	7,105	8,730
Arbuckle & C.	8,100	252	—	—	8,352
Sydney Pereira & C.	3,250	1,879	1,563	—	6,692
Theodor Wille & C.	500	1,440	2,565	1,580	6,085
Oliveira Santos & C., Ltda.	4,000	750	—	460	5,210
Reis & C., Limitada	4,250	688	—	—	4,938
Vianna Leal & C.	1,850	750	—	—	2,600
Oliveira Brothers	1,500	250	—	—	1,750
Cruz, Sobrinhos & C.	500	—	—	60	560
Philadelphia Fernandes	—	—	—	100	100
Total	90,080	20,772	7,067	16,725	134,644

TOTAL EXPORT FROM VICTORIA DURING MARCH, 1933

	United States	Europe	North Africa	Rio & Coastwise	Total
Hard, Rand & C.	23,975	4,526	—	4,200	32,701
Ornstein & C.	7,290	7,418	1,753	1,060	17,431
Vivacqua Irmãos, S. A.	10,000	4,000	187	2,875	17,122
Arbuckle & C.	8,975	—	—	—	8,975
A. Prado & C.	500	2,124	—	6,310	8,934
Armando Pinto & C.	5,250	1,750	250	820	8,070
C. Nacional Comm. de Café	6,400	437	750	—	7,587
Sydney Pereira & C.	1,500	3,919	1,565	300	7,284
Reis & C., Limitada	3,000	1,250	—	625	4,875
Theodor Wille & C., Limitada	—	500	1,375	1,825	3,700
Oliveira Santos & C., Ltda.	1,375	1,188	—	560	3,123
Cruz, Sobrinhos & C.	500	—	—	525	1,025
Vianna Leal & C.	850	—	—	—	850
Oliveira Brothers	—	500	—	—	500
Nolasco & C.	—	—	—	220	220
Total	69,585	27,612	5,880	19,320	122,397

TOTAL EXPORT FROM VICTORIA DURING APRIL, 1933

	United States	Europe	North Africa	Rio & Coastwise	Total
Hard, Rand & C.	2,250	1,449	250	1,945	11,994
Vivacqua Irmãos, S. A.	7,650	2,189	313	500	10,652
Ornstein & C.	3,750	3,754	1,500	695	9,699
Sydney Pereira & C.	4,000	4,605	876	100	9,581
Armando Pinto & C.	6,000	1,937	562	970	9,469
Arbuckle & C.	7,625	259	—	—	7,884
Oliveira Santos & C., Ltda.	4,175	2,259	—	375	6,800
Theodor Wille & C., Ltda.	2,000	1,188	1,312	626	5,126
A. Prado & C.	1,125	—	—	2,295	3,420
Reis & C., Limitada	1,250	1,125	—	—	2,375
Cia. Nacional Comercio Café	1,025	375	375	—	1,775
Vianna Leal & C.	1,100	500	—	—	1,600
Camara & Fraga	1,000	—	—	—	1,000
Cruz, Sobrinhos & C.	—	—	—	410	410
Oliveira Brothers	250	—	—	—	250
Vicri, S. A.	250	—	—	—	250
Nolasco & C.	—	—	—	30	30
Total	50,450	19,631	5,188	7,046	82,315

TOTAL EXPORT FROM VICTORIA DURING MAY, 1933

	United States	Europe	North Africa	Rio & Coastwise	Total
Hard, Rand & C.	24.350	1.750	—	225	26.325
Oliveira Santos & C., Ltda.	14.125	2.637	—	25	16.787
Armando Pinto & C.	11.875	2.708	565	300	15.448
Vivacqua Irmãos, S. A.	10.375	750	—	395	11.520
Sydney Pereira & C.	3.750	4.451	2.942	—	11.143
Ornstein & C.	3.700	3.068	688	840	8.296
Theodor Wille & C., Ltda.	3.250	1.813	1.508	600	7.166
Arbuckle & C.	6.875	126	—	—	7.001
Reis & C., Limitada	6.000	625	—	—	6.625
Oliveira Brothers	3.500	625	—	—	4.125
A. Prado & C.	500	500	—	1.900	2.900
Vianna Leal & C.	1.350	—	—	—	1.350
C.° Nacional Comm. de Café	—	250	125	—	375
Cruz, Sobrinhos & C.	—	—	—	50	50
Nolasco & C.	—	—	—	50	50
Total	89.650	19.303	5.823	4.385	119.161

TOTAL EXPORT FROM VICTORIA DURING JUNE, 1933

	United States	Europe	North Africa	Rio & Coastwise	Total
Vivacqua Irmãos, S. A.	7.437	4.139	313	1.440	13.329
Oliveira Santos & C., Ltda.	7.300	3.197	—	125	10.622
Sydney Pereira & C.	4.800	4.371	687	—	9.858
Ornstein & C.	3.570	4.386	188	980	9.124
Hard, Rand & C.	4.260	2.498	—	1.175	7.933
Armando Pinto & C.	3.938	2.610	375	—	6.923
Theodor Wille & C., Ltda.	575	3.086	562	855	5.078
A. Prado & C.	100	750	—	4.100	4.950
Arbuckle & C.	2.875	314	—	—	3.189
Oliveira Brothers	3.000	150	—	—	3.150
Reis & C., Limitada	1.100	1.345	—	—	2.445
Vianna Leal & C.	637	1.425	—	—	2.062
C.° Nacional Comm. de Café	250	250	—	—	500
Vicri, S. A.	100	—	—	—	100
Nolasco & C.	—	—	—	155	155
Total	39.942	28.521	2.125	8.830	79.418

TOTAL EXPORT FROM VICTORIA FROM 1st JULY, 1932 TO 30th JUNE, 1933

	River Plate	United States	Europe	North Africa	Rio & Coastwise	Total
Hard, Rand & C.	—	185.145	28.729	2.280	22.835	238.989
Vivacqua Irmãos, S. A.	2.460	122.642	43.679	21.231	19.405	209.447
Ornstein & C.	900	56.195	86.360	19.584	19.411	182.450
Oliveira Santos & C., Ltda.	—	88.025	27.435	—	7.755	123.215
Arbuckle & C.	—	106.485	13.792	250	—	120.527
Armando Pinto & C.	—	59.113	28.822	5.814	9.430	103.179
Theodor Wille & C., Ltda.	—	33.450	35.596	12.198	19.706	100.950
A. Prado & C.	—	11.225	22.919	—	59.594	93.738
C.° Nacional Comm. Café	—	68.317	11.886	8.998	—	89.201
Sydney Pereira & C.	—	18.800	22.542	12.016	400	53.758
Reis & C., Limitada	—	33.850	5.633	—	800	40.283
Oliveira Brothers	—	27.000	9.351	—	—	36.351
Vianna Leal & C.	—	20.787	9.026	—	—	29.813
Irmãos Cavalcanti	—	—	15.000	—	—	15.000
Cruz, Sobrinhos & C.	—	2.500	4.375	—	2.730	9.605
Nolasco & C.	—	—	—	—	1.039	1.039
Camara & Fraga	—	1.000	—	—	—	1.000
Vicri, S. A.	—	350	—	—	—	350
Philadelpho Fernandes	—	—	—	—	100	100
SUNDRIES	—	—	—	—	41	41
Total	3.360	834.884	365.145	82.401	163.246	1.449.036

Total export from 1st July, 1931 to 30th June, 1932 1.474.063 B/Coffee.

CLEARANCES OF COFFEE AT THE PORT OF VICTORIA

During the Month of February, 1933

IN BAGS OF 60 KILOS

UNITED STATES

FEBRUARY, 2nd.
 "Lages"
 New Orleans 18,535
 Houston 4,850

FEBRUARY, 3rd.
 "Porta"
 Houston 1,400
 New Orleans 750

FEBRUARY, 6th.
 "La Plata Marú"
 New Orleans 8,975
 Houston 4,875

FEBRUARY, 6th.
 "Delvalle"
 New Orleans 8,975
 Houston 2,500

FEBRUARY, 6th.
 "Caxambú"
 New York 3,650

FEBRUARY, 17th.
 "Camamú"
 New Orleans 11,300
 Houston 3,750

FEBRUARY, 20th.
 "Mandú"
 New York 4,750
 Baltimore 1,500
 Norfolk 250

FEBRUARY, 21st
 "Saugerties"
 New Orleans 2,375
 Houston 1,070

FEBRUARY, 24th.
 "Phoenicia"
 New Orleans 750
 Houston 2,000

FEBRUARY, 25th.
 "Troubadour"
 New York 500

FEBRUARY, 27th.
 "Delnorte"
 New Orleans 3,425
 Houston 1,500

FEBRUARY, 27th.
 "Satartia"
 New York 250
 Baltimore 500
 Norfolk 1,750
 Jacksonville 600


90,080

EUROPE

FEBRUARY, 8th.
 "Pedro Christophersen"
 Stockholm 1,275
 Gothenburg 250
 Malmoe 125
 Dantzig 125

FEBRUARY, 8th.		Gefle	500	"Jaboatão"	
"Alsina"		Dantzig	188	New Orleans	5,610
Marseille	939	Gdynia	126	Houston	4,000
Genoa	250			MARCH, 10th.	
Valence	25		20,772	"Hubert"	
Gibraltar	562			Hard Rand & C.	1,750
FEBRUARY, 15th.		Forward	110,852	MARCH, 14th.	
"Aldabi"				"Afel"	
Rotterdam	376	NORTH AFRICA			
Hamburg	250	FEBRUARY, 8th.			
FEBRUARY, 18th.		Casablanca	626	New Orleans	5,375
"Belvedere"		Mellila	187	Houston	5,500
Trieste	8,914	Oran	3,065	MARCH, 16th.	
Venice	250	Alger	3,063	"Cabedello"	
Naples	1,001	Sfaz	63	New Orleans	6,300
Moteovich	375			Houston	1,850
Galatz	125	FEBRUARY, 15th.			
Messina	125	"Aldabi"		MARCH, 20th.	
Havre	1,375	Mellila	63	"Poconé"	
FEBRUARY, 22nd.			7,067	New York	6,050
"Bagé"		Rio & Coastwise	16,725	Baltimore	2,750
Antwerp	125			Norfolk	2,000
Rotterdam	375		134,644	MARCH, 21st.	
Dantzig	63			"Delmundo"	
Gdynia	126	CLEARANCES OF COFFEE AT THE			
Copenhagen	63	PORT OF VICTORIA			
Hamburg	1,438	During the Month of March, 1933			
FEBRUARY, 22nd.		IN BAGS OF 60 KILOS			
"Pará"		UNITED STATES			
Oslo via Rio	50	MARCH, 4th.			
FEBRUARY, 24th.		"Buenos Aires Marú"			
"Pacific"		New Orleans	3,875	New Orleans	8,500
Gothenburg	125	Houston	375	Houston	200
Stockholm	1,250				69,585

**H
A
P
G**



HAMBURG-AMERIKA LINIE

Regular service with modern passenger
and cargo steamers between

Hamburg, Antwerp, Brazilian and River Plate Ports

AGENTS:

THEODOR WILLE & Co.

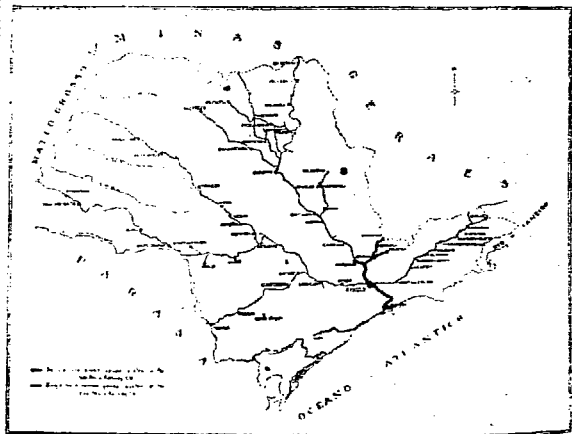
RIO DE JANEIRO

79, AVENIDA RIO BRACO, 79

SANTOS

SÃO PAULO

The São Paulo Railway Company



THE GATEWAY TO SÃO PAULO

London — 111, Gresham House,
Old Broad Street, E. C. 2

São Paulo — Estação da Luz

EUROPE

MARCH, 4th.	
"Persier"	
Antwerp	500
"Cuyabá"	
Havre	750
Dantzig	62
Gdynia	63
Malta	63
Bilbao	62
Antwerp	189
Hamburg	313
"Salland"	
Amsterdam	600
MARCH, 8th.	
"Santos"	
Stockholm	375
Gothenburg	250
Helsingborg	500
Neufahrwasser	188
Dantzig	627
Gefle	625
Gdynia	250
MARCH, 10th.	
"Mendoza"	
Marseille	187
Gibraltar	62
Valence	63
MARCH, 15th.	
"Alpherat"	
Rotterdam	1,000
"Raul Soares"	
Havre	1,250
Antwerp	375
Hamburg	999
Dantzig	125
MARCH, 20th.	
"Norman"	
Oslo via Rio	175
MARCH, 22nd.	
"Paraguay"	
Hamburg	625
MARCH, 25th.	
"Teresa"	
Trieste	8,821
Naples	1,500
Taranto	125
Venice	125
Suzak	62
Metcovich	126
	27,612

SOUTH AFRICA

MARCH, 10th.	
"Mendoza"	
Oran	2,066
Alger	2,188
Sfax	62
Philipeville	63
Ceuta	63
Casablanca	937
MARCH, 15th.	
"Raul Soares"	
Mellila	126

MARCH, 31st.

"Alm. Alexandrino"	
Mellila	125
Ceuta	250
	5,080
Rio & Coastwise	19,320
	122,397

CLEARANCES OF COFFEE AT THE PORT OF VICTORIA

During the Month of April, 1933

IN BAGS OF 60 KILOS

UNITED STATES

APRIL, 1st.	
"Patricia"	
New Orleans	2,625
Houston	2,075
APRIL, 5th.	
"Parnahyba"	
New York	1,525
APRIL, 11th.	
"Delsud"	
New Orleans	7,875
Houston	4,000
APRIL, 17th.	
"Santos Marú"	
New Orleans	1,625
Houston	2,375
APRIL, 18th.	
"Lages"	
New Orleans	10,925
Houston	1,050
APRIL, 21st.	
"Ayuruoca"	
Norfolk	500
Philadelphia	375
Baltimore	750
New York	3,500
APRIL, 26th.	
Clearvator"	
New Orleans	3,750
Houston	1,250
APRIL, 26th.	
"Capillo"	
Jacksonville	2,250
Norfolk	2,000
Baltimore	2,000
	50,450

EUROPE

APRIL, 8th.

"Alsina"	
Marseille	125
Gothenburg	1,485
Helsingborg	250
Stockholm	500
Ornskoldvik	125
Gefle	875
Lulea	250
Dantzig	40
Gdynia	1,001
Neufahrwasser	313

APRIL, 15th.

"Mercator"	
Dantzig	447
Neufahrwasser	313
Gdynia	189

APRIL, 16th.

"Siqueira Campos"	
Malta	126
Hamburg	375

APRIL, 21st.

"Lauro G"	
Trieste	8,381
Naples	625
Venice	188

APRIL, 27th.

"Lima"	
Gothenburg	125
Kalmar	125
Stockholm	875
Umea	125
Ornskoldvik	125
Lulea	150
Neufahrwasser	250
Dantzig	848
Gdynia	568
APRIL, 27th.	
"Munster"	
Hamburg	437
	19,631
Forward	70,081

NORTH AFRICA

APRIL, 8th.

"Alsina"	
Oran	1,688
Alger	1,875
Casablanca	688
Mellila	500
Ceuta	250
V. São Jorge	125

APRIL, 21st.

"Laura C"	
Mellila	62
	5,188
Rio & Coastwise	7,046
	82,315

CLEARANCES OF COFFEE AT THE PORT OF VICTORIA

During the Month of May, 1933

IN BAGS OF 60 KILOS

UNITED STATES

MAY, 1st.

"Delvalle"	
New Orleans	8,100
Houston	2,000

MAY, 2nd.	"Uruguayo"	
New York		1,000
Baltimore		2,500
Norfolk		1,000
MAY, 2nd.	"Barbacena"	
New Orleans		22,725
Houston		5,500
MAY, 4th.	"Phrygia"	
New Orleans		2,000
Houston		1,200
MAY, 4th.	"Camamú"	
New York		4,000
MAY, 9th.	"Rio de Janeiro Marú"	
New Orleans		3,250
Houston		8,450
MAY, 15th.	"Lorraine Cross"	
New Orleans		250
Houston		2,500
MAY, 18th.	"Jaboatão"	
New Orleans		10,000
Houston		5,750
MAY, 19th.	"Mandú"	
New York		5,125
Baltimore		5,000
Norfolk		750
MAY, 22nd.	"Delnorte"	
New Orleans		3,250
Houston		2,250
		89,650
EUROPE		
MAY, 1st.	"Ruy Barboza"	
Havre		750
Antwerp		533
Rotterdam		250
Malta		566
Hamburg		688
MAY, 2nd.	"Bore IX"	
Dantzig		814
Gdynia		375
MAY, 8th.	"Montferland"	
Amsterdam		1,000
Gdynia		125
MAY, 9th.	"Aldabi"	
Rotterdam		313
MAY, 9th.	"Mendoza"	
Gibraltar		501
Marseille		375
MAY, 10th.	"Tenerife"	
Hamburg		250
MAY, 12th.	"Navegator"	
Dantzig		413
Gdynia		813

MAY, 16th.	"Cuyaba"	
Havre		125
Antwerp		750
Hamburg		1,375
Rotterdam		188
Copenhagen		63
MAY, 19th.	"Suecia"	
Gefle		500
Gothenburg		500
Kalmar		300
Stockholm		2,187
Hudikisvall		125
Dantzig		376
Neufahrwasser		250
Gdynia		375
MAY, 22nd.	"Valparaizo"	
Gothenburg		625
Stockholm		1,250
Umea		125
Neufahrwasser		125
Gdynia		275
MAY, 29th.	"Bore VIII"	
Gdynia		800
Dantzig		1,223
		19,503
Forward		108,953
NORTH AFRICA		
MAY, 1st.	"Ruy Barboza"	
Mellila		63
MAY, 9th.	"Mendoza"	
Casablanca		188
Mellila		253
Ceuta		312
Oran		3,193
Alger		1,564
Larache		125
MAY, 16th.	"Cuyabá"	
Mellila		125
		5,823
Rio & Coastwise		4,385
		119,161
CLEARANCES OF COFFEE AT THE PORT OF VICTORIA		
During the Month of June, 1933		
IN BAGS OF 60 KILOS		
UNITED STATES		
	Bags	
JUNE, 1st.	"Alegrete"	
Houston		3,875
New Orleans		8,212

JUNE, 4th.	"Aracajú"	
Baltimore		475
New York		3,037
JUNE, 12th.	"Delmundo"	
New Orleans		1,363
Houston		710
JUNE, 18th.	"Taubaté"	
Norfolk		1,250
Baltimore		1,500
New York		2,125
JUNE, 18th.	"Lages"	
New Orleans		8,900
Houston		2,020
JUNE, 19th.	"Coldrook"	
Norfolk		3,750
Baltimore		1,500
Philadelphia		125
JUNE, 25th.	"Montevideo Marú"	
New Orleans		1,100
		39,942
EUROPE		
JUNE, 1st.	"Bagé"	
Havre		375
Hamburg		563
Antwerp		750
Stettin		125
JUNE, 2nd.	"Anna C"	
Trieste		9,654
Naples		1,525
Genoa		188
Bari		63
Fiume		62
Venice		208
Galatz		125
Susak		125
Metcovich		125
JUNE, 6th.	"Pedro Christophersen"	
Gothenburg		375
Kalmar		125
Stockholm		628
Lulea		125
Gefle		125
Gdynia		275
JUNE, 8th.	"Alsina"	
Gibraltar		125
Genoa		125
JUNE, 19th.	"Raul Soares"	
Hamburg		476
Havre		75
Antwerp		216
JUNE, 19th.	"Zaanland"	
Amsterdam		2,040
Gdynia		13
JUNE, 21st.	"Pacific"	
Gothenburg		500
Kalmar		125

Stockholm	1,575
Lulea	150
Gefle	125
Gdynia	152
JUNE, 26th.	
"Atlanta"	
Trieste	4,002
Naples	725
Bari	125
Venice	252
JUNE, 26th.	
"Orient"	
Dantzig	1,021
Neufahrwasser	138
Gdynia	1,020

28,521

Forward 68,463

NORTH AFRICA

JUNE, 8th.

"Alsina"	
Casablanca	313
Oran	687
Alger	1,062
Phillippeville	63
<hr/>	
	2,125
Rio & Coastwise	8,830
<hr/>	
	79,418

GENERAL MOVEMENT OF BAHIA COFFEE

During the month of January, 1933

(STATISTICS OF CORRÊA RIBEIRO & CO.)

(In bags of 60 kilos)

Exported	12,487
Received	13,090
Stock	59,268

SHIPPERS

F. Stevenson & C., Ltd.	4,971
Tude, Irmão & C."	3,053
Corrêa Ribeiro & C."	1,225
Steinback & Von Uslar	1,163
Scaldfarferri, Irmãos & C."	1,000
Bartilotti & C."	525
Grillo, Lamberti & C."	500
Sundries	50
<hr/>	
	12,487

DESTINATION

New Orleans	3,500
Marseilles	2,665
Bordeaux	1,858

New York	1,500
Havre	875
Nantes	375
Venice	363
Vigo	350
Trieste	251
La Coruna	250
Seville	125
Barcelona	125
Buenos Aires	100
Pasajes	100
Brazil	50
<hr/>	
	12,487

GENERAL MOVEMENT OF BAHIA COFFEE

During the month of February, 1933

(STATISTICS OF CORRÊA RIBEIRO & CO.)

(In bags of 60 kilos)

Exported	19,213
Received	11,056
Stock	51,111

SHIPPERS

F. Stevenson & C., Ltd.	5,503
Tude, Irmão & C."	3,914
Corrêa Ribeiro & C."	3,251
Grillo, Lamberti & C."	2,000
Scaldfarferri, Irmãos & C."	1,563
Bartilotti & C."	1,500
J. Studer & C."	1,186
Steinback & Von Uslar	250
Sundries	46
<hr/>	
	19,213

DESTINATION

New Orleans	7,500
Marseilles	2,328
Havre	1,863
Bordeaux	1,624
New York	1,500
Trieste	1,128
Genoa	874
Leghorn	625
Antwerp	486
Vigo	250
Avilles	250
Venice	188
Pasajes	125
Naples	125
Barcelona	125
Messina	63
Ancone	63
Malaga	50
Brazil	46
<hr/>	
	19,213

COCOA

MOVEMENT OF COCOA AT THE PORTS OF BAHIA AND ILHEOS DURING THE MONTH OF JANUARY, 1933

(STATISTICS OF CORRÊA RIBEIRO & CO.)

Exported	137,033
Received	163,087
Stock	274,161

SHIPPERS

Wildberger & C."	33,690
Int. de Cacau da Bahia S/A	22,300
Corrêa Ribeiro & C."	18,459
Estephanio Souza	16,000
Tude, Irmão & C."	13,350
Cia. Braz. Exportadora	10,467
F. Stevenson & C., Ltd.	9,717
Hugo Kaufmann & C."	8,050
Scaldfarferri, Irmãos & C."	3,000
Grillo, Lamberti & C."	1,000
Epiphania Souza & C."	1,000
<hr/>	
	137,033

DESTINATION

New York	85,150
Hamburg	13,259
Philadelphia	11,100
Antwerp	4,942
Rotterdam	4,575
Buenos Aires	3,900
Rio de Janeiro	2,500
Santos	490
Porto Alegre	250
Recife	175
Montevideo	1,950
S. Francisco Cal.	1,700
Bordeaux	1,050
Stockholm	1,000
Boston	800
Havre	767
Marseilles	750
Copenhagen	700
Genoa	675
Amsterdam	400
Malmoe	350
Aarhus	250
Norokoepping	200
Oslo	100
<hr/>	
	137,033

COCOA

MOVEMENT OF COCOA AT THE PORTS OF BAHIA AND ILHEOS DURING THE MONTH OF FEBRUARY, 1933

(STATISTICS OF CORRÊA RIBEIRO & CO.)

Exported	109,081
Received	89,229
Stock	254,309

SHIPPERS		DESTINATION	
Wildberger & C.	28,800	Hamburg	8,243
Corrêa Ribeiro & C.	19,726	Buenos Aires	4,767
Int. de Cacau da Bahia S.A.	16,365	Genoa	4,165
Henrique Wettstein	14,500	Rotterdam	4,020
Tude, Irmão & C.	12,064	Antwerp	3,315
Estephanio Souza	7,000	San Francisco	2,900
F. Stevenson & C., Ltd.	4,892	Southampton	2,000
Cia. Braz. Exportadora	3,609	Havre	1,477
Hugo Kaufmann & C.	1,600	Boston	1,300
Sundries	525	London	1,100
		Porto Alegre	275
		Santos	750
	109,081	Recife	50
		Amsterdam	850
New York	56,600	Montevideo	815
Philadelphia	11,500	Pto. Colombia	800
			109,081

Bahia, Saturday 1st July 1933

WEEKLY COCOA MARKET REPORT

STATISTICS: — (provisional).

Arrivals from the 1st of June until the 30th of June	74,698 bags
Shipments, dt., dt.	40,895 bags
Local Stocks on the 30th of June 1933	47,339 bags

ILHÉOS: — The stocks down at that port yesterday were about 17,000 bags, and it is worth mentioning that on the 30th of June various steamers and other conveyances were en route to Bahia from Ilhéos and other coastwise ports.

CROP & WEATHER: — During the week under review very rainy weather prevailed in all the producing districts, which contributed to delay the harvestings, however it may possibly have been favorable for the main crop.

MARKET & PRICES: — Our market continued to fluctuate in sympathy with the New York Cocoa Exchange and the American currency. During the week important sales were made on the following basis:

Type Superior c. & i. New York:

July—September	4,65	c/
Sep.—Nov.	4,80	c/
Nov.—Jan.	4,90	c/
August—October	4 3/4	c/
October—Dec.	4 7/8	c/
Dec.—Feb.	4 15/16	c/

to Europe (basis Hamburg opt.)—

from \$5,80 to \$6,25 per 50 ks. as per destination and time of shipment.

to Buenos-Aires—

from mSn 40.⁰⁰ to mSn 41.⁰⁰ per 100 ks. cif.

FREIGHTS: — Our government has prohibited from to-day onwards the reimbursement of any rebates, commissions etc. on the freight rates to the exterior thus giving place to a free competition to the European ports, as has already happened with the North-American and River Plate ports.

Yours faithfully,

Corrêa Ribeiro & Cia.

THE WESTERN TELEGRAPH COMPANY, LIMITED.

— Established in Brazil in 1874. —
CABLE STATIONS SOUTH AMERICA
 BRAZIL: Pará, Maranhão, Ceará, Recife, Maceió, (Jaraguá), Bahia, Victoria, RIO DE JANEIRO, Santos, São Paulo, Florianópolis, Rio Grande do Sul
 URUGUAY: Montevideo
 ARGENTINA: Buenos Ayres
WEST COAST OF AMERICA
TELEGRAPH CO., LTD.
 CHILE: Valparaiso, Santiago, Arica, Pisagua, Iquique, Antofagasta, La Serena, Coquimbo, Concepcion, Coronel, Talcahuano.
 PERU: Callao, Lima, Mollendo



— Direct route under one management—
EUROPE-EASTERN TELEGR. CO. LTD.
 LONDON: Tower Chambers, Moorgate, Liverpool, Manchester, Glasgow, New castle-on-tyne, Birmingham, Bradford Leeds, Cardiff.
MADRID:
LISBON:
 AGENCIES: Paris, Rue Richilieu 73; Brussels, 58, Rue Van Hammée; Hamburg, Monkebergstr Caledonia Haus, 5.
HEAD OFFICE: of the Company, Electra House Moorgate, London.

WESTERN UNION TELEGRAPH COMPANY
 New York, 60, Hudson Street, New York; Boston, Montreal