

Mailman's Brazilian Review


A WEEKLY JOURNAL OF TRADE, FINANCE, ECONOMICS AND SHIPPING,
ESTABLISHED 1898

VOL. 21

RIO DE JANEIRO, THURSDAY, JULY 10, 1930

N. 28

ROYAL MAIL LINE



SAILINGS TO EUROPE

MOTOR SHIPS		"A" STEAMERS		"D" STEAMERS	
ALCANTARA	31 July	ALMANZORA	20 July	DEMERARA	14 July
ASTURIAS	28 Aug.	ARLANZA	17 Aug.	DARRO	11 Aug.
ALCANTARA	25 Sep.	ALMANZORA	14 Sep.	DESEADO	25 Aug.
ASTURIAS	23 Oct.	ARLANZA	12 Oct.	DESNA	8 Sep.
ALCANTARA	20 Nov.	ALMANZORA	9 Nov.	DEMERARA	22 Sep.
ASTURIAS	18 Dec.	ARLANZA	4 Dec.	DARRO	20 Oct.

THE ROYAL MAIL STEAM PACKET COMPANY
RIO DE JANEIRO: AVENIDA RIO BRANCO, 51/55-TEL. 8000-4

The Western Telegraph Company, Ltd.

Established in Brazil 1874

DIRECT ROUTE UNDER ONE MANAGEMENT

Cable Stations in South America

WESTERN TELEGRAPH COMPANY

Pará (Belém), Boulevard da Republica, 48/49
 Maranhão (S. Luis), Av. D. Pedro II, 24
 Ceará (Fortaleza) R. Floriano Peixoto, 22
 Pernambuco (Recife) P. Gal. Arthur Oscar
 Maceló (Jaraguá), Rua Sá e Albuquerque
 Nos. 516-520

Bahia (S. Salvador) Rua Portugal
 Victoria: Avenida Capichaba, 92
 No. 41 Janeiro: E. Alameda 688, Condiaria
 Santos: Largo Senador Vergueiro
 S. Paulo: Rua 15 de Novembro, 31
 Santa Catharina (Florianopolis), Rua João
 Pinto, 26
 Rio G. do Sul: Rua Andrade Neves, 94

URUGUAY:

Montevideo, Calle Cerrito, 449

ARGENTINA

Buenos Aires: Calle San Martin, 333,37

**WEST COAST OF AMERICA
 TELEGRAPH COMPANY**

CHILI:

Arica, Pisagua, Iquique, Antofagasta, La
 Serena, Coquimbo, Concepcion, Cor-
 onel, Talcahuano.

Valparaiso: Calle Prat, 212

Santiago: Calle Bandera, 259/261

PERÚ:

Callao, Lima, Molendo



EASTERN TELEGRAPH COMPANY

LONDON: Central Cable Station, Tower
 Chambers, Moorgate, E. G. 2

Liverpool: K 13, Exchange Buildings

Manchester: 55 Spring Gardens

Glasgow: 40 Royal Exchange Square

Newcastle-on-Tyne: Maritime Buildings,
 King Street

Birmingham: Guildhal Buildings

Bradford: 4, Commercial Street

Leeds: King Street Chambers 52, Wel-
 lington Street

Cardiff: 33, Merchants' Exchange, Butc
 Docks

Madrid: Calle de la Collegiata, 13

Lisbon: Rua do Arsenal

**THE WESTERN UNION TELEGRAPH
 COMPANY**

New York: 195 Broadway

Boston: 169, Congress Street

Montreal: 74, Notre Dame Street West

PLEASE MARK YOUR TELEGRAMS:

From South America to all Par a:

BRASIL	Via Western Madeira
URUGUAY: To Brazil	• • •
• Europe & c.	• • •
ARGENTINA & PARAGUAY: To Brazil	• Western
To Europe & c.	• Madeira
CHILI	• • •
• Punta Arenas	• Radio-Eastern
PERÚ & BOLIVIA	• Western Madeira

To South America

GREAT BRITAIN	Via Eastern
FRANCE: Paris & North	• • •
South	• Malta Madeira
GERMANY	• Emden-Madeira
BELGIUM	• Belgo-Eastern-Madeira
HOLLAND	• Eastern-Madeira
ITALY: Trieste	• Malta-Madeira
Other Stations	• London-Madeira
SPAIN	• Eastern-Madeira
PORTUGAL	• St. Vincent
NORTH AMERICA AND WEST INDIES.	• Western

Agencies: **PAMA:** R. B. Lavack, Rua do Michelon, 73; **BRUSSELS:** 58, Rue Van Namurois; **HAMBURG:** Mönckebergstrasse Colonia Haus 5; **PORTO ALEGRE:** John Alden
 Macdonald, Rua Sete de Setembro, 841; **HEAD OFFICE OF THE COMPANY:** ELECTRA HOUSE, MOORGATE, LONDON, E. G. 2

Booth Line, Liverpool

Regular Service of Passenger and Cargo Steamers Between

NEW YORK, NORTH, MID and SOUTH BRAZIL

(CALLING AT BARBADOS)

also between

LIVERPOOL, HAMBURG, ANTWERP, HAVRE VIGO, OPORTO, LISBON,
 MADEIRA, PARÁ, MANAOS, MARANHÃO, CEARÁ, PARAHYBA, IQUITOS.

Agents for NORTH and SOUTH AMERICA:

PARA'	Booth & Co. (L'don) Ltd.	PERNAMBUCO Frederick von Sohsten	BAHIA	Wilson Sons & Co., Ltd.
MANAOS		NATAL Julius von Sohsten	RIO DE JANEIRO	
MARANHAO		CABEDELLO S. A. Wharton Pedroza	SANTOS	
CEARA'		MACEIO' R. B. Paterson	RIO GRANDE DO SUL	
PARNAHYBA		VICTORIA Arbuckle & Co.	PELOTAS	
IQUITOS		FLORIANOPOLIS Guilherme H. Chaplin	PORTO ALEGRE	

PARANAGUA': Empresa de Melhoramentos Urbanos de Paranaguá. **SAO FRANCISCO DO SUL,**
 R. O'N. Addison. **BARBADOS:** H. Jason Jones & Co.

BOOTH AMERICAN SHIPPING CORPORATION

17, BATTERY PLACE — NEW YORK

THE COMMERCIAL TELEGRAM BUREAUX

Supply Official Reports and Quotations of all the leading American, European, Brazilian and Indian Markets to the Cotton, Coffee, Grain, Produce, Provision, Petroleum and Sugar Trades of Europe and America; also re-transmit Private Despatches by Cable to multiple addresses in Europe and North and South America.



Subscribers furnished with Intermediate or Closing American Reports at night by special arrangements with London, Liverpool, or Amsterdam Offices.

FOR TERMS, &c., APPLY TO CHIEF OFFICE:

COMTELBURO, Limited, 11, Tokenhouse Yard, London E. C. 2 (open day and night)
Registered Telegraphic Address: «COMTELBURO». Telephs.: London Wall 5060-1-2-3 (4 lines)

LONDON: 30 Mincing Lane, E. C. 3. Telephone:
LIVERPOOL: 7, Rumford Str. 1983 Cent. (two)
NEW YORK: 23-25 Beaver Street, Whitehall 6557
AMSTERDAM: Leliegracht 22, 3268 Z
HAVRE: Rue Victor Hugo, 136
ANTWERP: Rue des Douze Mois, 19, 11852
PARA': Rua Padre Prudencio, 2, Caixa 678
CEARA': R. B. do Rio Branco, 167/171, Caixa 143
PARAHYBA: R. Maciel Pinheiro, 211-1.9, Caixa 8

PERNAMBUCO: R. Bom Jesus, 215-2.9, Caixa 299
BAHIA: Rua Portugal, 8, Caixa 203
VICTORIA: Rua Jeronymo Monteiro, 11, Caixa 3738
RIO DE JANEIRO: Av. R. Branco, 33-2.9, C. 266
SANTOS: Rua Cidade de Toledo, 7, Caixa 243
S. PAULO: R. 15 de Novembro, 19-2.9, Caixa 1281
RIO GRANDE: R. Mar. Floriano, 111, Caixa 92
B. AIRES: Bolsa de Comercio, 239, tel. U.T. 31-2420

SUBSCRIPTION FORM

WILEMAN'S BRAZILIAN REVIEW



CAIXA DO CORREIO (P. O. Box) 809
RIO DE JANEIRO

Please enter ^{my}/_{our} subscription to **Wileman's Brazilian Review** for one year beginning

for which ¹/_{we} enclose

Name

Address

TERMS OF SUBSCRIPTION (Post Free)

In Brazil	Rs. 100\$000	Payable in advance
Elsewhere	£5-0-0	" " "
Single copies (to subscribers only)	Rs. 2\$000	

LAMPORT & HOLT LINE

NEW YORK, BRAZIL AND RIVER PLATE


calling at TRINIDAD AND BARBADOS

Specially constructed steamers for Tropical Voyages. Large Cabins,
Spacious decks, unexcelled cuisine perfect service.

Expected

From New York

VANDYCK 28th July
VOLTAIRE 25th Aug.
VANDYCK 29th Sep.
VOLTAIRE 27th Oct.
VANDYCK - 1st Dec.



Sailing

For New York

VOLTAIRE 13th July
VANDYCK 17th Aug.
VOLTAIRE 14th Sep.
VANDYCK 19th Oct.
VOLTAIRE 16th Nov.

Special Rates for Triangular Tour—Rio—New York—Europe—Rio

Lamport & Holt, Ltd.

Santos: F. S. HAMPSHIRE & Co., Ltd.

RIO DE JANEIRO

São Paulo: F. S. HAMPSHIRE & Co. Ltd.

Bahia: F. STEVENSON & Co., Ltd.

Avenida Rio Branco, 21-23

Buenos Aires: LAMPORT & HOLT Ltd.

Pernambuco: WILLIAMS & Co.

TEL. 3-1535

Montevideo: M. REAL AZUA.

AGENTS FOR CANADIAN PACIFIC RAILWAY COMPANY, WHITE STAR AND ASSOCIATED LINES

THE NORWEGIAN SOUTH AMERICA LINE

REGULAR SERVICE BETWEEN

Norway, Denmark, Finland, Baltic Ports, Brazil, River Plate & vice-versa.

FOR RIVER PLATE:

PARA — end August.



FOR DENMARK, NORWAY, FINLAND & BALTIC PORTS:

COMETA — 18th July
BRA-KAR — princ. August.

For further particulars apply to the Agent

FREDRIK ENGELHART - RUA S. PEDRO No. 9—RIO DE JANEIRO
PRACA DA REPUBLICA 51—SANTOS

REDERIAKTIEBOLAGET NORDST JERNAN

JOHNSON LINE

FLEET: 15 MOTOR SHIPS, TOTAL TONNAGE, 108,600 TONS.

Regular Service between: — Finland, Sweden-Brazil. Finland, Sweden-River Plate. Finland, Norway,
Sweden-Chile and Peru, Sweden, Norway-North Pacific, and vice-versa.

OUTWARD SAILINGS FROM SWEDEN:

VALPARAISO — due Rio 14th July
SANTOS — due to leave Goth 8-7-30
SUECIA — 6-8-30
LIMA 16/8/930

SAILINGS FOR SWEDEN & FINLAND: From Rio:

PACIFIC — 12th July
SAN FRANCISCO — 25th July
KR. MARGARETA — 12-8-30
VALPARAISO — 24-8-30

For further particulars apply to the Agents:—Williams & Co., Pernambuco, Gueudeville & Co., Bahia; Johnson
Line Agencies, Santos; Wigg Brothers, Rio Grande; and/or

LUIZ CAMPOS FILHOS Co. — RUA 1.º DE MARÇO, 117 — RIO DE JANEIRO

Wileman's Brazilian Review

A WEEKLY JOURNAL OF TRADE, FINANCE, ECONOMICS AND SHIPPING

VOL. 21

THURSDAY, JULY 10, 1930

N. 28

THE RIO DE JANEIRO FLOUR MILLS & GRANARIES, LIMITED.

Offices:

Rua da Quitanda, 106/110
Rio de Janeiro

Head Offices:

48, Moorgate,
London, E.C. 2

Branches:

Buenos Aires
443, Calle Sarmiento

Rosario
660, Calle Sarmiento

São Paulo
Rua Boa Vista, 7

Bello Horizonte
Rua Curitiba, 434

FLOUR MILLS: Rua Gamboa No. 1

THE MILLS MARKS ARE: - "BUDA NACIONAL" "NACIONAL", "SEMOLINA", "BRASILEIRA", "GUARANY"

Awards:

Gold Medal: - Paris 1889.
First Prize Brazil St. Louis 1904
" " Turin 1911

First Prize: - Brazil 1908.
" " " " 1910

Hors Concours - International Centenary Exhibition of Brazil 1922.

COTTON MILLS: Rua Gamboa No. 2-36

Grand Prize - International Centenary Exhibition of Brazil 1922

Sole Agents for:

Biscoitos AYMORÉ Limitada.

QUALITY EQUAL TO ENGLISH BISCUITS "BUT" AT HALF THE COST

GRAND PRIZE:

International Centenary Exhibition of Brazil 1922

HORS CONCOURS

Exposição Industrial e Agrícola do Estado de Minas Geraes
Juiz de Fóra, 1927.

HORS CONCOURS E MEMBRO DO JURY

Exposição de Agricultura, Industria e Commercio.
Bello Horizonte, 1927

Massas Alimenticias AYMORÉ Limitada.

HORS CONCOURS:

Exposição Industrial e Agrícola do Estado de Minas Geraes
Juiz de Fóra, 1927.

HORS CONCOURS E MEMBRO DO JURY:

Exposição de Agricultura, Industria e Commercio.
Bello Horizonte, 1927

These factories are equipped with the most modern and hygienic machinery, every care being taken in the manufacture of their Products

Telegrams: "EPIDERMIS" - Telephones: NORTE 1450/1 - Post Office Box No. 486
AGENCIES IN EVERY STATE IN BRAZIL

Missions to Seamen - Rio de Janeiro Branch

Hon. CHAPLAIN - Ven. Archdeacon
Morrey Jones.
Seamen's Institute
Rua Saccadura Cabral, 61
Rio de Janeiro

Subscriptions and donations are badly needed to defray the cost of upkeep of the institute. Another five contos of réis per annum would place us upon a sound financial basis.

If you are not already a subscriber, why not become one? 6,474 seamen visited the institute last year and 526 meal Tickets were issued to the institute. THE MISSIONS TO SEAMEN IS SADLY IN NEED OF NEWSPAPERS AND MAGAZINES.

BRITISH SUBSCRIPTION LIBRARY

RUA SACHET No. 39 - 2nd Floor
(Just behind the Jornal do Commercio Building)

APPLY TO THE LIBRARIAN FOR

MEMBERSHIP, 100\$000 yearly or Temporary Membership at special rate during your short stay in Rio.

MANY OLD & VALUABLE BOOKS
LARGE SUPPLY OF MODERN BOOKS OF FICTION,
DAILIES AND ILLUSTRATED WEEKLIES.
BRITISH & AMERICAN MAGAZINES IN CIRCULATION

Wileman's Brazilian Review.

Established 1898

EDITOR—H. F. WILEMAN.

OFFICES: RUA DA QUITANDA, 161, 1.º ANDAR
RIO DE JANEIRO

Telephone: 4-1666—Caixa de Correio (P. O.
Box) 809.

Tel. Address: "REVIEW", Riojaneiro.

Redactor Responsavel: H. F. WILEMAN.
Redacção e Administração: Rua da Quitanda, 161, 1.º andar.

All Communications to be addressed to the Editor.
Subscriptions (Payable in Advance):—
Brazil, 100\$000 per annum. Abroad £5 per annum.
Separate copies 2\$000. Back Numbers 2\$500 per copy.

ADVERTISING RATES ON APPLICATION AGENTS:

NICTHEROY:—

Luiz Waddington, 138 Rua da Conceição.

SÃO PAULO:—

C. T. Nash, c/o "Anglo-Brazilian Chronicle", Caixa
Postal: 2124.

PARA:—

A. Lobo & Cia., Rua Santo Antonio, 62.

MARANHÃO:—

A. Lobo & Cia., Rua Nina Rodrigues, 45.

LONDON:—

G. Street & Co., Ltd., 6 Gracechurch Street E. C. 3.

NEW YORK:—

"The Tea and Coffee Trade Journal", 79 Wall
Street.

COPENHAGEN:—

"The Scandinavian Shipping Gazette", 38 Vestre
Boulevard.

Notice:— The Editor is not responsible for
Correspondence or Articles signed with the writer's name
or initials, or with a pseudonym, or that are marked „Com-
municated". The Editor must likewise not necessarily be
held in agreement with the views therein contained or
with the mode of expression.

In accordance with the Brazilian Press Law, no cor-
respondence or contribution will be published in this Review
unless authenticated by the date, name, and address of the
contributor, though not necessarily for publication.

Announcements of births, deaths and marriages con-
cerning subscribers and friends are inserted in this "Review"
free of charge.

CHARGEURS RÉUNIS ET SUD-ATLANTIQUE

PASSANGER SERVICE

Next Sailings

The Luxurious Lines

For River Plate

For Europe

5 Aug. **MASSILIA** 17 Aug.

The Best "Cuisine"—Maximum Comfort

11 & 13 Avenida Rio Branco.

Teleph. : 4-6200

Rio de Janeiro

Rio Cape Line, Ltd.

Direct Cargo Service from Rio de Janeiro
and Santos to South and East African Ports

THE JAPANESE STEAMER "HAKATA MARU"

(Under Contract)

Leaves 24th July, 1930, for

Cape Town, Mossel Bay, Port Elizabeth
East London, Durban and Delagoa Bay

For further particulars apply to:

CUMMING YOUNG

Agent for the Rio Cape Line, Ltd.

32, Rua Conselheiro Saraiva, 32

Telephone 4-2864

RIO DE JANEIRO

MAIL FIXTURES

During the Month of July.

TO EUROPE

- 14—Demerara Royal Mail
- 15—«Andalucia Star», Blue Star Line
- 15—«Zeelandia», Royal Holland Lloyd
- 15—«Bayern», Hamburg A. Linie
- 15—«Conte Verde», Lloyd Sabaud
- 16—«Cap Polonio», Hamburg Sued. Damp. Ges.
- 17—«Massilia», Chargeurs Reunis
- 20—«Almanzora», Royal Mail
- 22—«H. Brigade», Nelson Line
- 22—«Ceylan», Chargeurs Reunis

TO THE UNITED STATES

- 15—«Voltaire», Lamport & Holt
- 17—«Murargo», Munson Line
- 23—«Western World», Munson Line
- 23—«Western Prince», Furness Prince Line

TO THE RIVER PLATE

- 14—«Cap Norte», Hamburg Sued. Damp. Ges
- 14—«Highland Hope», Nelson Line
- 17—«Northern Prince», Furness Prince Line
- 17—«Cap Arcona», Hamburg Sued. Damp. Ges.
- 18—«Ajacantara», Royal Mail
- 21—«Duljio», Nav. Generale Italiana
- 21—«Orania», Holland Royal Loyd
- 21—«Madrid», Norddeutscher Lloyd
- 22—«Wuerttemberg», Hamubrg A. Linie
- 23—«Darro», Royal Mail

IMPORTANT NOTICE

"Wileman's Brazilian Review" circulates in 32 coun-
tries, in the two hemisphere and in 122 different cities,
and towns, of which 32 in Brazil, 17 in the United Sta-
tes, 14 in the United Kingdom, 7 in Sweden, 6 in Fin-
land, 4 in Germany, 4 in Italy, 4 in Norway, 4 in Ja-
pan, 3 in France, 3 in Holland, 3 in Switzerland, 3 in
South Africa, 2 in Argentina, 2 in Belgium, 2 in Egypt,
2 in Denmark and Venezuela and 1 each in Uruguay,
Chile, Peru, Salvador, Austria, Czechoslovakia, Latvia, Rou-
mania, Australia, Java, India and Dutch East Indies and 2
in Russia.



CABLES "ELITE"

CORRESPONDENCE
CAIXA 1391

London
186 Bishopsgate St.

Paris
5 Av. de l'Opera

New York
Broadway 769



Branches At:

Rio de Janeiro
R. Sen. Vergueiro, 147

MAPPIN STORES - SÃO PAULO

DEPARTMENTS

ROBES, TAILLEURS,
COATS & WRAPS,
DRESS MAKING,
FURS
MILLINERY

KNIT GOODS
GIRLS FASHIONS
UNDER WEAR
BABY-LINEN
CORSETS

DRESS MATERIALS
TRIMMINGS, LACES
RIBBONS, FLOWERS
GLOVES, HOSIERY
NEEDLEWORK

HABERDASHERY
BAGS & VANITIES
FANCY GOODS
MUSIC
HAIRDRESSING

MENS OUTFITTING
TAILORING
BOYS OUTFITTING
TRAVELLING REQUISITES
BOOTS & SHOES

Furniture & Furnishing, Carpets, Household Linens, Domestic Department.

Hairdressing Beauty Salon — "Exprinter" Dept. and information Bureau

TEA ROOMS & RESTAURANT, WITH LOUNGE ADJOINING

OBITUARY.

Wileman, A. F. — It is with profound regret that we announce the death of Mr. Arthur Francis Wileman, at the age of 82 years, which took place at the Strangers Hospital to day (11th July) at 6 p. m. The deceased will be buried at the British Cemetery to-morrow at 4.30 p. m.

The late Mr. Arthur Wileman was brother to the late Mr. J. P. Wileman, the founder of "Wileman's Brazilian Review", and uncle of Mr. H. F. Wileman, editor since 1918. The deceased was a noted civil and mining engineer, having exercised his noble profession in Brazil, Australia, South Africa and Argentina.

Although not in the staff of this Review, he was beloved by all and we grieve the loss of so noble a character and a true friend and adviser.

To our editor, the loss is particularly bereaving, in spite of the fact that it does in no way affect this Review beyond the time we afford in paying the deceased homage. R. I. P.

The collapse of exchange has completely baffled the market. Even habitual pessimists admit that they did not conceive such a break, for they felt assured that the Government would not, under any circumstance, permit the Bank of Brazil to relax its hold on stabilisation by forsaking the market to its own resources at a critical juncture, without any explanation.

There must be strong reasons for the drastic action of the Bank, which, however, are beyond our conception, in view of the fact that no steps were taken to utilise the resources at the disposal of the Government to avert a break in exchange rates.

Whatever they may be, the fact remains that the cause of the break is speculation by certain responsible elements and that once this demoralising factor is satisfied an appreciable reaction in exchange will take place.

The question may be asked: to what use has the Caixa de Estabilisaçao gold exported since January last been put to? Why was it not utilised, as it was intended for to stabilise exchange by drawing upon it? Is it available? Taking it for granted that it is still at the disposal of the banks, which together with the considerable balance in favour of exports, form powerful elements to maintain stability and consequently, establish a reaction, once the speculative thirst is satisfied.

Note of Editor of W's B. R. — We regret that as we write the last few words, we receive news of serious aggravation of the health of a member of the family of our editor, which forces us to suspend all further writing of matter for this issue, of which we intended to publish a considerable amount. We beg the indulgence of our readers for shortcomings.

NOTES

THE OUTLOOK THE EXCHANGE MARKET

Rio de Janeiro, July 9th, 1930

90 days closing drawing rates:—

Rio de Janeiro, 25th June, 1930

	Bk Brazil	Other Bks	Rio-N.Y.	N.Y.-London
	Pence	Pence	Dol.	Dol. to £.

July 9th, 1930	5 17/32	5 11/32	95200S	4.86 19/32
July 2nd, 1930	5 19/32	5 7/15	85960	5 4.86 1.4

READ THE BRAZAM

EVERY SATURDAY

THE BUSINESS BUILDER OF BRAZIL

A WEEKLY ENCYCLOPEDIA

50\$000 per year in Brazil || 70\$000 per year Elsewhere

BRAZILIAN AMERICAN

Rua Candido Mendes, 42
(Anliga Dona Luiza) - Gloria

Phone Beira Mar 2057
Caixa Postal 629

THE CALORIC COMPANY

FUEL OIL
FOR INDUSTRIES, RAILWAYS,
STEAMERS

RIO DE JANEIRO
Avenida Rodrigues Alves, 437
Telephone Norte 4497

DIESEL OIL
FOR INTERNAL COMBUSTION
ENGINES

Telegraphic Address "Petroloric" P. O. Box 1965.

Fuel Oil Stations at: - PARÁ, PERNAMBUCO, BAHIA and SANTOS

BARGES
TANK CARS

STEAMERS BUNKERED
THROUGH PIPE LINE ALONG THE QUAYS.

DRUMS
TANK TRUCKS

Complete estimates furnished for oil Burning Installations, Land and Marine.

THE CITY OF SANTOS IMPROVEMENTS COMP., LTD.

ESTADO DE S. PAULO - CAIXA 4 - SANTOS

Gas Department. - Special coke and tar produced by the continuous carbonization process: Also soft pitch for waterproofing purposes, crude benzol and oils for the manufacture of disinfectants.

Water Department. - Distribution on the constant supply system. Special cheap rates for industrial supplies. Ships supplied with water of guaranteed purity, at the rate of 150 tons per hour if required.

Electricity Department. Installations of any magnitude for Light and Power. Cheap power for long-hour consumers. Motor repairs.

Tramways Department. Seventy kilometres of rapid electric service. Season tickets with non-stop service. Special terms for large parties, parcel delivery; service to all points. Electric transport of goods and building material at cheap rates. Goods from interior should be despatched "Companhia City, Desvio Saboc."

Motor Omnibus Services; Town, Avenues and Beach.

Tel. Address: - "CIDADE" - Santos.

THE FOREIGN TRADE OF BRAZIL
EXPORTS BY DESTINATION — F. O. B. VALUE IN CONTOS AND POUNDS STERLING
THREE MONTHS, JANUARY TO MARCH

Destination by Countries:—	In Contos of Reis			In £ 1,000		
	1928	1929	1930	1928	1929	1930
United States	473.319	463.468	397.742	11.617	11.363	8.624
France	83.192	103.944	81.693	2.042	2.548	1.919
Germany	113.399	87.067	70.795	2.783	2.134	1.664
Holland	58.102	51.286	47.779	1.426	1.257	1.122
Argentina	47.380	42.898	51.347	1.163	1.051	1.203
United Kingdom	25.591	35.161	101.251	628	861	2.371
Italy	40.708	38.451	45.242	999	942	1.063
Uruguay	45.994	33.655	45.080	638	825	1.060
Belgium	32.467	26.230	26.487	791	643	621
Sweden	22.576	25.997	16.524	554	637	389
Denmark	9.499	11.533	8.710	233	283	205
Algeria	4.003	6.821	4.012	98	167	94
Union S. Africa	3.667	6.662	5.109	90	163	120
Spain	5.492	6.303	10.855	135	154	255
Chile	4.870	4.075	5.523	120	100	130
Finland	2.814	4.620	2.852	69	113	67
Portugal	2.601	4.851	4.854	64	118	114
Cuba	420	2.608	5.141	10	64	121
Egypt	2.880	1.749	3.557	71	43	83
Canada	1.892	1.377	1.386	46	34	33
Norway	2.066	1.620	1.933	51	40	46
Marroco	272	638	1.224	7	15	29
Yugo-Slavia	691	1.445	405	17	36	9
Turkey in Europe	1.008	1.600	692	25	24	16
Colombia	1.732	1.386	660	42	34	16
Mozambique	334	649	514	8	16	12
Greece	639	580	554	16	14	13
Dantzic, Port of	—	704	407	—	17	6
Tunis	188	516	343	5	13	8
Canary Isl.	605	359	441	15	9	10
Japan	202	351	511	5	9	12
Roumania	103	92	65	3	2	2
Malta	100	343	242	2	8	6
Turkey in Asia	111	123	274	3	3	6
Russia	1.622	—	17	40	—	—
Sundry	1.322	1.349	1.185	38	55	32
Total	971.861	969.903	915.406	23.854	23.775	21.479
<i>Recapitulation:—</i>						
Africa	12.280	17.929	15.683	301	440	367
North and Central America	475.677	467.494	374.308	11.675	11.462	8.778
South America	80.336	82.185	102.720	1.972	2.014	2.411
Asia	513	710	1,136	13	17	27
Europe	403.055	401.497	421.524	9,893	9,840	9,895
Australasia	—	88	35	—	2	1
Total	971.861	969.903	915.406	23.854	23.775	21.479

THE BRITISH EXPORT GAZETTE.

GREAT BRITAIN'S LEADING EXPORT JOURNAL.

Founded 1892.

MERCHANTS, IMPORTERS, and AGENTS in Brazil who are interested in the Trade of Great Britain should Subscribe regularly to this Gold-established and influential publication. It provides its Subscribers with the most exhaustive and exclusive commercial news service, and is the connecting link between British Manufacturers and Merchants in all parts of the world.

The Annual Subscription is 10s., or 25s. for Three Years, which includes unlimited use of its Information and Agency Departments.

“The British Export Gazette” is Invaluable to Buyers of British Goods and all who Want to Represent British Firms in Brazil.

Head Offices: 76, FINSBURY PAVEMENT, LONDON, E. C. 2.

Scott & Urner Ltd.

Engineering Contractors & Builders

Design & Execution of Reinforced Concrete Buildings, Bridges, Piers, Wharves, Water Tanks, Silos, etc.

Projects & Execution of Foundations & Piledriving Work.

Projects & Construction of Cold Storages & Packing Plants.

Design & Erection of Steel Frame Buildings & Bridges.

Hydraulic Engineering Work.

General Building Works of all Classes.

Av. Rio Branco, 109-5.º—RIO DE JANEIRO
R. Barão de Itapetininga 37-A—SÃO PAULO

THE FINANCIAL NEWS

ESTABLISHED 1884

Is the oldest financial daily newspaper in the World and reflects world conditions in finance, trade and industry.

Subscription Rates (Post Free)

12 months	£ 3-18-0
6 "	1-19-0
3 "	19-

Read

THE FINANCIAL NEWS

Head Offices:

14, 18 and 20 - Bishopsgate, London, E. C. 2.

Telegrams & Cables:

FINES. STOCK. LONDON

THE

Anglo-Brazilian Chronicle

(Generally known as the A. B. C.)

English Weekly on sale regularly every Saturday is the Ideal Newspaper for the Home. It is in the morning in Rio, São Paulo and Santos, and has subscribers in every part of the country, as well as throughout the world, serving thereby as a sore link between the scattered British Colonies in Brazil. It provides its readers with all the news of local and foreign interest, and in the two and a half years of its existence has secured for itself the reputation of always "delivering the goods".
IT PAYS TO ADVERTISE IN THE A. B. C.

One year's Subscription: Abroad 40\$000
Brazil 25\$000

São Paulo:

R. Quintino Bocayuva, 4, 2nd, Floor, Room 10
Caixa Postal 2124. Tel. Central 4751

Rio Representative:

D. S. Fox. Rua 1.º de Março 33, 1st floor

Hamburg-Suedamerikanische Dampfschiffahrts Gesellschaft

Regular service with the well known, luxurious, express steamers "Cap Arcona", "Cap Polonio", "Antonio Delfino" and "Cap Norte" between

Hamburg, Boulogne s. - mer, Vigo, Lisbon, Rio de Janeiro, Santos, Montevideo, Buenos Aires and vice-versa.

The s.s. "Cap Arcona" is the fastest ship to North-Europe, performing the voyage from Rio to Lisbon in 9 days, to Boulogne s.m. in 11 days and to Hamburg in 12 days.

Nex sailings for Europe.

LA CORUÑA	July 13
CAP. POLONIO	" 16
VIGO	5 Aug.
CAP. NORTE	9 "

Regular services with modern and full powered cargo steamers between Hamburg, Antwerp, Portugal, Brasil and River Plate Ports.

For further particulars apply to the agents:

Theodor Wille & Co.

SANTOS RIO DE JANEIRO VICTORIA SÃO PAULO

79, AVENIDA RIO BRANCO, 79

EXPORTS BY ORIGIN

F. O. B. Value in Contos and Pounds Sterling
Three months, January to March

Origin by Sea-Board States:—	In Contos of Reis			In £ 1,000		
	1928	1929	1930	1928	1929	1930
Amazonas	20.453	21.056	13.166	562	516	309
Pará	13.840	16.482	11.885	340	404	280
Maranhão	16.965	10.494	14.098	419	287	331
Piauí	—	—	—	—	—	—
Ceará	12.014	7.411	22.090	295	209	530
Rio Grande do Norte	2.052	2.467	7.834	50	60	182
Parahyba	2.162	1.755	18.942	53	43	443
Pernambuco	13.053	15.239	30.869	320	374	721
Alagoas	1.977	2.060	3.585	49	95	84
Sergipe	—	97	290	—	2	7
Bahia	81.240	72.710	57.373	1,994	1,783	1,347
Espírito Santo	40.081	39,688	38.513	984	959	906
Rio de Janeiro (Federal Capital)	124.097	139,147	90,782	3,046	3,410	2,131
Sao Paulo (Santos)	535.605	554,418	494,020	13,146	13,591	10,885
Paraná	41.018	29,691	41,429	1,007	728	973
Santa Catharina	9,765	8,054	10,460	240	197	245
Rio Grande do Sul	49,724	43,628	81,342	1,220	1,055	1,914
Matto Grosso	7,835	5,113	8,161	192	125	191
Total	971,861	660,965	915,400	23,854	23,775	21,479

— 0 —

ORIGIN OF EXPORTS BY PRODUCING ZONES

F. O. B. Value in Contos and Pounds Sterling
Three months, January to March

Zones:—	In Contos of Reis			In £ 1,000		
	1928	1929	1930	1928	1929	1930
I. — <i>Coffee, Meat, and Mining:—</i>						
Espírito Santo, Rio de Janeiro and S. Paulo and Santos)	999,783	732,655	593,321	17,176	17,960	13,922
II. — <i>Cattle and Cereals:—</i>						
Paraná, Sta. Catharina, Rio Grande Sul and Matto Grosso	108,342	85,886	141,392	2,659	2,105	3,323
III. — <i>Sugar, Cotton, Cocoa and Tobacco:—</i>						
R. Grande do Norte, Parahyba Pernambuco, Alagoas, Sergipe and Bahia	100,404	94,941	118,884	2,466	2,327	2,784
IV. — <i>Rubber and Nuts:—</i>						
Amazonas, Pará, Maranhão and Ceará	93,272	56,425	91,809	1,553	1,383	1,450
Total	971,861	999,903	915,400	23,854	23,775	21,479

FINLAND SOUTH-AMERICA LINE

Three — weekly sailings from Rio de Janeiro to Finland

Accepting cargo for Danzig, Helsingfors, Abo, Hango & Kotka direct.

Also to all Finnish and Russian Baltic Ports.

Cargo Brokers A. de Salles Pupo Junior / Tel. 3-4325
João Campello / Tel. 4-3389

Agentes: **WILSON, SONS & Co. Ltd.**, Av. Rio Branco, 37, Rio de Janeiro / Tel. 4-1310.



FURNESS PRINCE LINE

NEW YORK — SOUTH AMERICA
LUXURIOUS ACCOMMODATION — FIRST CLASS
PASSENGERS ONLY
RIO/NEW YORK 13 DAYS

NORTHERN PRINCE

DUE FROM NEW YORK 17TH JULY FOR SANTOS, MONTEVIDÉO AND BUENOS AIRES

WESTERN PRINCE

WILL SAIL ON 23rd JULY FOR TRINIDAD AND NEW YORK

PRINCE LINE CARGO SERVICE

M. S. BRAZILIAN PRINCE loading for New York and Boston 27TH July.
M. S. CASTILIAN PRINCE » » » » » 24th August.

HOULDER BROTHERS & CO. LTD.

Rua do Commercio, 35 — SANTOS

Avenida Rio Branco, 63-67 — Rio de Janeiro

NORTZ & CO'S. COFFEE REPORT (June 13th, 1930)

The monthly statistics of Mr. Laneville show that the world's deliveries for the present season are likely to come up to 23 3/4 million bags. Although the now existing low prices should help to increase consumption, present figures do not show that this has been the case to any great extent. Mild crops will only come up to about 8 million bags for the present season due to a shortage of about 500,000 bags of Java coffee.

We have recently received some very interesting letters from trusted friends who are closely connected with the coffee growing centers of São Paulo.

One letter says:

«In spite of the scarcity of rain during the last three months, coffee plantations look very fine and there is now general anxiety in regard to a possible repetition of another big crop in 1931/32. At present planters appear to be disposed to approve of any measure, apt to save them. Some propose that 20 to 25% of the coffee should be collected on plantations and condemned. Another proposition is to cut to the ground every fourth or fifth row so that they would not produce for three or four years. The 1930 coffee crop is said to be in part small bean and of very good roasting quality. Plantations, due to the drought, are said to be free from weeds but the crops of cereals, beans and rice especially, have suffered.»

Another friend writes:

«Everybody says that the next coffee crop will be exceedingly small, but in my opinion it will hardly be less than from 9 to 10 million bags. (This figure seems to us to be too high.) Trees look beautiful with an abundance of foliage, in spite of the planting of cereals between the trees. Unless something happens there will be a formidable flowering in July-August—which would mean a crop in excess of 15,000,000 bags for 1931/32. Salaries for the care of trees have been cut down from 400\$000 to 200\$000 per

1,000 trees and a day laborer, without board, receives 6\$000 (about 75c.) compared with 10\$000 formerly. These wages have been accepted because permission has been given to the laborers to plant cereals between the coffee trees. The immediate consequence is that there is now an overproduction of corn. A carload selling formerly at 400\$000 now only fetches from 35\$000 to 40\$000. Misery in the Interior, among workmen is therefore great.

«One curious fact is that Colonos who formerly preferred to emigrate to the new districts on account of facilities given to the planting of cereals and the greater yield of the new coffee trees, now come back to the old zones, which places the pioneer farmer in a difficult position. Growth of weeds in the virgin soil is rapid and makes it often difficult to use agricultural machinery and the work has to be done by hand. In my opinion, coffee planters can only follow the advice of Dr. Washington Luis 'Fail and start a new life'.

We also find in the Bulletin of Mr. Meleiros, who is the official mouthpiece of the São Paulo Government, the following calculations, under date of May 17.

«Let us estimate the amount of the new crop (1930/31) 15,000,000 bags. This would give 23,000,000 bags for 2 years, corresponding to 958,000 bags of coffee per month, or 11,500,000 bags a year. According to the contract of the loan during the first year of its execution, there will be no quota for liquidation on the interior stocks. Should the Santos entries during the coming year be 11,500,000 bags, as figured above, it would not be exaggerated in as much as the Government is a ready buyer for 3,000,000 bags which will be immediately taken out of the market. Therefore only 8,500,000 bags will be left for the trade, which is fully 1,500,000 bags below the normal requirements of the importing centers.»

This is therefore the official interpretation of the conditions of the loan by the Government of São Paulo.

The prospectus of the loan, issued here by the bankers

states emphatically that the minimum quantity of coffee to be placed on the market monthly, from July 1st, 1930 on, is to be equal to 1/24th part of the aggregate of the estimates of the coffee crops for the current and the following year, or a minimum quantity of 10,000,000 bags in the year, whichever be the greater and this figure is to include 1,650,999 bags of pledged coffee.

As time goes on the São Paulo coffee problem which it was thought had been definitely mastered and stabilized by the recent loan seems to again become more threatening. Details, as presented to the public by the loan prospectus, were simple and comprehensible. The increase in interior São Paulo stocks to 22,360,000 bags since that time indicating that the present crop must have yielded from 22 to 23 million bags of coffee was unexpected, even by the most pessimistically inclined. It also appears now that there is just a possibility that the new 1930/31 crop has been under-estimated—in any case, the question which we all thought to be settled appears to have been reopened. Moreover, there can be little doubt but that prospects are favourable for a big flowering and therefore for a large 1931/32 crop, so much so that even Mr. Medeiros thinks it necessary to prepare us for a possible 15 million bags. Naturally, unfavourable weather conditions may upset these predictions but in the meanwhile we cannot overlook the existing possibilities. We have already called the attention of our friends (in our last market report) to the fact that the loan prospectus briefly mentioned the possibility of substituting old coffee for new but, according to the most recent information, what seems to be really intended is a continuation of the crop control plan in a different form, through a continuous substitution of new coffee, no matter to whom it belongs, for the coffee originally hypothecated. We wonder if such a proceeding is legal and what the Brazilian Supreme Court would think of it. Furthermore we are told that it is the belief of many responsible parties in São Paulo, that the purchase of 3 million bags of coffee is not, as we were told at the time, simply the taking over of distressed coffee from Bankers and Commissarios in order to free their hands for their normal business routine and the helping of agriculture—it is intimated now that it is only a disguised means of further intervention in the coffee market. We do not know how to reconcile all of these statements but as recourse has been taken to foreign finance for the handling of this enormous question, it seems to us that São Paulo's creditors are entitled to an explanation of what is taking place.

Arithmetically, the figures of Mr. Medeiros seem to be open to question. They overlook the fact that should the next two São Paulo crops combined, yield 23,000,000 bags, this new coffee will all have come to the market and that, in addition, there will be 3,300,000 bags of Banker's coffee which will also have to be freed as well as a large proportion of the 4,000,000 bags of coffee not included in the loan. There would therefore be available during the next two years, a total of about 30,000,000 bags of São Paulo coffee. Figures seem to have lost their meaning for the present. It is quite clear that should anything like this materialize, coffee prices will have to find their own level and that only an extraordinary occurrence such as the destruction of a few hundred million coffee trees by frost could change the trend of events.

Other coffee producing centers—We have lately taken the greatest pains to ascertain what the prospects are for the coming crops in other coffee producing centers. Should present prices be maintained, it seems that we may expect an average output of milds of from 8 to 8 1/2 million bags to continue. There will be better Java and Venezuela crops next year and Colombia is progressing slowly but steadily.

We are afraid that the new centers of Parana, Victo-

ria and Minas have not yet reached their maximum capacity of production. At this juncture, complaints about low prices from sections producing commodities other than coffee are of daily occurrence but we have yet to hear of any curtailment in the production of any article in consequence of its present low price level. In fact there seems to be more and more of a tendency to fight it out on the basis of the survival of the fittest. It has been humorously stated that the safest way to operate in commodities is to take everything into account, statistics, etc.—form an opinion and then do the contrary. Formerly there was some truth in this in that the large professional interests centering around commodity markets were usually found in the end to be committed to the same side and prices usually went the other way. Things have changed now. Professional trading in and handling of commodities, through well known causes, has been reduced to a minimum and speculation has correspondingly dwindled. The consequence—and this is the real meaning of the depression now existing in most commodities is that, while markets have all become very narrow—due to the absence of a larger trading interest they have become almost exclusively dependent on statistical facts on account of the lack of outside support.

A cable from Brazil states that, of the 1,150,000 bags of coffee accumulated in Santos, 800,000 bags are now held by the firm of Theodor Wille & Co. for the Government and for Bankers. These 800,000 bags will be taken from statistics on the first of July, being part of the 3 million bags to be bought. And, as the mass of coming crops mentioned above, press forward, what then? The same cable adds that the financial position in Brazil is still heavy.

A cable recently received from Santos, referring to their coffee problem, was worded «God is still Brazilian». It seems to express the prevailing idea that only Providence can help Brazil out and will do so. Mr. Rolim Telles, Minister of Finance of São Paulo, expressed this same conviction when speaking to the writer a year ago. Shortly afterwards he was compelled to resign. Market conditions are similar now to what they were then. There exists today also an amazingly threatening supply situation, and to cope with it there is only the hope that those in charge will succeed in turning the corner and the belief in Providence. We feel that our Brazilian friends are perfectly right in not giving way to pessimism, as this would not help them anyway, and we fervently hope that, after the severe test to which they have been put, a brighter future will open up before them, even though the chances at present do not seem to be very encouraging. With this sincere wish we greet His Excellency, the President Elect of Brazil—Dr. Julio Prestes—now a visitor in this country and the honored guest of our nation.

UNITED STATES COTTON MARKETS

(A. Norden & Co's. Report of June 19th, 1930)

The weakness shown by the market since our last seems to have been caused primarily by the trade having underestimated the amount of July cotton held by speculative interests. Daily liquidation of these contracts as the prospects of a squeeze in the near position became more and more remote, exerted an extremely depressing influence on sentiment. Confidence was further impaired by sharp declines in securities and grains, poor trade reports, and fairly favourable new crop advices.

Night temperatures are still unseasonably low throughout the belt, good rains are needed over the Mississippi Valley States and stands are rather irregular, but the condition of the crop is considered to be about normal for the time.

of the year and, in view of the apparent failure of the various acreage reduction campaigns, a large yield is expected, especially as boll weevil infestation to date has been exceptionally light.

If we are correct in our views, yesterday witnessed the end of the drastic liquidation of speculatively held long lines which has been a prominent feature of recent trading. With all new crop deliveries close to or below the 13-cent level, and with middling cotton quoted at less than 12 cents per pound in the interior, it was not surprising that trade and speculative buying interest should commence to revive. A decidedly constructive development was that, according to local and southern spot merchants, spinners are showing a desire to cover their raw material requirements for several years ahead at fixed prices; sellers who make commitments of this character will protect themselves by placing long hedges in the futures markets where a scarcity of contracts may easily result.

The certainty of a large carry-over at the end of July, and the prospect of a big crop next season continue to make caution advisable in operating on the long side. Nevertheless, the crop outlook at the end of August may be much poorer than at present and, taking this into consideration along with the incitations that the prolonged apathy of users of American cotton, having defeated the Farm Board's stabilization efforts, is being abandoned, and the probability that the cotton textile industry will share in a general business activity during the next twelve months, we feel that the buying opportunities which are now offered may not long be available.

MONEY

Official Exchange Quotations, Camara Syndicaal and Vales.					
July 2	5.67/128	5.61/128	—	95025	45567
3	5.27/64	5.33	—	98198	45567
4	5.25/64	5.11/32	—	95255	45567
5	5.7/16	5.25/64	—	95224	45567
7	5.27/64	5.35	—	98201	45567
8	5.49/128	5.43/128	—	95280	45567
Average	5.55/128	5.25/64	—	95197	45567
Equivalent	5.429/600	5.300/591	—	—	—

THE DAILY MOVEMENT OF EXCHANGE

Thursday, 3rd July. — The Bank of Brazil posted 57/16d. only for his own collections and foreign banks quoted at 57/16d. with money at 5.31/64d. The market opened weak and rates dropped to 5.3/8d., buyers at 5.13/32d. at the close The New York-London rate came at \$4.86 1/2 and Paris-London at Fcs. 123.71 to the £.

Friday, 4th July. — Rates unchanged at opening but closing steady with sellers at 5.25/64d. and buyers at 5.7/16d. The New York-London rate came at \$4.86 13/32d. and Paris-London at Fcs. 123.67 to the £.

Saturday, 5th July. — The Bank of Brazil rates unchanged and foreign banks quoted at 5.25/64d., with money at 5.7/16d. The market was firm and rates improved to 5.27/64d. with buyers at 5.15/32d. The New York-London rate came at \$4.86 3/8d and Paris-London at Fcs. 123.67 to the £.

Monday, 7th July. — The market opened steady, the Bank of Brazil rates unchanged and foreign banks quoted at 5.27/64d.—5.7/16d., with money at 5.15/32d but closed easy with sellers at 5.25/64d. and buyers at 5.27/64d.

The New York-London rate came at \$4.86 7/16d and Paris-London at Fcs. 123.71 to the £.

Tuesday, 8th July. — The Bank of Brazil posted 5.17/32d. only for his own collections and foreign banks quoted 5.3/8d., with money at 5.27/64d. The market was weak, closing with sellers at 5.11/32d. and buyers at 5.13/32d. The New York-London rate came at \$4.86 21/32d and Paris-London at Fcs. 123.72 to the £.

Wednesday, 9th July. — The Bank of Brazil rates unchanged and foreign banks quoted 5.11/32d., with buyers at 5.13/32d. The market was steady and some banks draw at 5.13/32d., but later rates dropped again at 5.11/32d. The New York-London rate came at \$4.86 19/32d and Paris-London at Fcs. 123.69 to the £.

GOLD AT THE CAIXA DE ESTABILISAÇÃO

(Stabilisation Bureau)

Deposits and Note Circulation on Saturday, 5th July, 1930		
Discrimination of gold:	Value of gold in respective currencies	Equivalent in mil re's paper
Specie: -		
£ Sterling	£4,485,963	182,489,617\$120
Dollar, U. S.	\$1,872,410	15,651,475\$460
Franc, Franc	Fcs.288,240	464,902\$170
Marks, German	Rm.2,049,650	4,081,345\$210
Pesetas	Pts.726,015	1,170,989\$590
Brazilian Milreis	Rs.13,820\$	63,116\$870
Other specie	—	328,026\$350
Total		204,249,472\$770
Bullion (bars)		
Fine gold	15,824,575grs.196	87,914,306\$390
Total deposits		292,163,779\$160
Note circulation:—		
Caixa Notes		292,154,710\$000
Divisional coin		9,069\$160
Total, 5th July, 1930		292,163,779\$160
Ditto, 28th June, 1930		340,607,251\$860
Total, 21st June, 1930		342,676,372\$430
Ditto, 14th June, 1930		344,279,180\$390
Ditto, 7th June, 1930		345,040,866\$340
Ditto, 31st May, 1930		345,072,550\$520
Ditto, 24th May, 1930		345,288,354\$990
Ditto, 17th May, 1930		345,135,326\$780
Ditto, 2nd May, 1930		345,295,149\$130
Ditto, 26th April, 1930		343,978,451\$050
Ditto, 19th April, 1930		344,113,454\$160
Ditto, 12th April, 1930		442,489,715\$160
Ditto, 5th April, 1930		651,455,511\$030
Ditto, 29th March, 1930		651,085,506\$940
Ditto, 22nd March, 1930		651,159,825\$820
Ditto, 15th March, 1930		651,185,305\$640
Ditto, 8th March, 1930		651,462,985\$930
Ditto, 28th February, 1930		651,599,710\$000
Ditto, 22nd February, 1930		695,349,870\$120
Ditto, 15th Feb., 1930		697,071,226\$000
Ditto, 8th Feb., 1930		750,634,830\$000
Ditto, 1st Feb., 1930		752,448,905\$590
Ditto, 25th Jan., 1930		796,326,390\$000
Ditto, 18th Jan., 1930		801,567,969\$940
Ditto, 11th Jan., 1930		844,079,741\$000
Ditto, 4th Jan., 1930		846,785,922\$600
Ditto, 28th Dec., 1929		850,690,190\$160
Ditto, 14th Dec., 1929		858,106,386\$900
Ditto, 29th June, 1929		852,282,089\$670

CUSTOMS REVENUE. RIO DE JANEIRO DISTRICT

	Collected in gold Contos	Premium on gold Contos	Collected in paper Contos	TOTAL in gold Contos
Jan. 1930 (agio 356.7%)	6.185	22.062	9.007	37.254
Feb. 1930 (agio 356.7%)	4.562	16.273	6.169	27.004
Mar. 1930 (agio 356.7%)	4.421	15.770	5.345	25.536
April 1930 (agio 356.7%)	4.728	16.865	6,510	28.103
May 1930 (agio 356.7%)	4.726	16.857	6,926	28.509
June 1930 (agio 356.7%)	4.256	15.181	5,861	25.298
6 months: 1930	28.878	103.008	39.818	171.704
Ditto. 1929	40.907	145.915	52.104	238.926
Ditto. 1928	36.344	129.635	46.841	212.820
Ditto. 1927	33.153	120.107	38.460	191.720
Ditto. 1926	34.580	128.848	36.707	200.135
Ditto. 1925	32.659	163.501	31.079	232.239
Ditto. 1924	24.222	94.803	26.026	145.051
Ditto. 1923	21.037	84.348	23.323	128.708
Ditto. 1922	26.108	50.808	17.900	84.816
Ditto. 1921	19.348	54.777	18.958	93.084
Ditto. 1920	23.749	17.140	24.610	75.499
Ditto. 1919	19.932	20.149	19.530	59.611
Ditto. 1918	14.871	25.676	17.341	47.888
Ditto. 1917	12.085	13.716	13.182	38.983

The premium at which gold was appraised in June, May, April, March, February and January 1930, averaged 356.7 per cent. as against 356.7 per cent. in June, 1929.

Compared with May 1930, collections in the Customs during June 1930, show decrease of 470 contos or 9.9 per cent. in gold, of 1.676 contos or 9.9 per cent. in premium on gold, decrease of 1.065 contos or 15.4 per cent. in collections in paper, or a net decrease of 3.211 contos or

11.2 per cent. in collections in terms of paper, i.e., collections in gold, plus premium on gold, plus paper.

Compared with June 1929, customs revenue shows decrease of 1.629 contos or 27.7 per cent. in collections in gold of 5.811 contos or 27.7 per cent. in premium on gold of 1.767 contos or 23.2 per cent. in collections in paper and finally decrease of 9.207 contos or 26.7 per cent. in collections in terms of paper.

THE RIO MONEY MARKET

Exchange rates at sight, Rio on:—	8 July 30	30 June '30	8 July 29
London pence . . .	5 ¹ / ₄ - 5 ¹ / ₁₆ d	5 ¹ / ₂₂ - 5 ¹ / ₁₆ d	5 ¹¹ / ₁₂ - 5 ¹¹ / ₁₂ d
Paris	\$365 - \$365	\$350 - \$355	\$330 - \$338
Italy	\$486 - \$492	\$467 - \$472	\$441 - \$446
Belgium (gold) . .	1\$295 - 1\$305	1\$245 - 1\$257	1\$175 - 1\$183
Portugal	\$417 - \$423	\$401 - \$408	\$380 - \$390
New York	9\$255 - 9\$360	8\$80 - 8\$910	8\$420 - 8\$460
Canada	9\$260 - 9\$350	8\$900 - 8\$920	8\$445 - 8\$465
B. Aires gold . . .	—	—	3\$393 - 3\$400
B. Aires (paper) . .	3\$360 - 3\$376	3\$240 - 3\$248	3\$555 - 3\$563
Sweden	2\$438 - 2\$451	2\$410 - 2\$427	2\$260 - 2\$274
Norway	2\$431 - 2\$463	2\$410 - 2\$432	2\$258 - 2\$276
Japan	4\$180 - 4\$197	4\$410 - 4\$415	3\$800 - 3\$830
Spain	1\$100 - 1\$153	1\$000 - 1\$033	1\$212 - 1\$225
Roumania	\$060 - \$065	\$055 - \$058	- \$059
Hamburg (Reich-			
mark)	2\$210 - 2\$217	2\$125 - 2\$142	2\$013 - 2\$022
Montevideo	8\$090 - 8\$150	7\$800 - 7\$830	8\$180 - 8\$197
Holland	3\$730 - 3\$742	3\$585 - 3\$593	3\$394 - 3\$415
Value of £ sterling at sight rate. . .	44\$651 - 45\$176	42\$666 - 42\$805	
Value of 1 sovereign, buyers . .	45\$500	42\$500	
Discount London. . .	2 3/8%	2 3/16%	5 11/16%
Do New York	17/8%	1 7/8%	5 3/8%
Do Bank of England	3	3%	5 1/2%
Do Bk. Germany (gold)	4%	4%	7 1/2%
Do Bk. France	2 1/2%	2 1/2%	3 1/2%

THE SOUTH AMERICAN HANDBOOK

Seventh 1930 Edition

Published by

Trade & Travel Publications Ltd., 14 Leadenhall Street, London, E. C. 3

The Only Year Book and Guide, in any language, dealing with all the countries of Latin-America

Over 2,000 changes from the 1929 edition

Specially prepared Map-Mexico to Cape Horn

Up-to-date, Accurate & Concise Price 2/6 Net Post 3 - Free. Obtainable from Offices and Agencies of

The Royal Mail Steam Packet Company BUY A COPY TO-DAY.

HIME & CIA.

Rua T. Ottoni, 52 (esq. da R. Quitanda) Caixa Postal 593 End. Telg. "FERRO" Telephone Norte 6075



Import. de ferro, aço, ferragens, cimento, tintas, oleos. Depositarios dos productos da Companhia Brasileira de Uzinaz Metallurgicas — com grande laminação de ferro em barras, vergas e cantoneiras fundição de ferro e bronze, fabricação de parafusos, rebites, pregos para trilhos, ferros de engommar, balanças, louça de ferro fundido, estanhado e de ferro batido estanhado, de canos de chumbo, etc.

FABRICAS:

«Nova Industria» — Pontas de Paris, taxas para sapateiro, em ferro e latão, louça de ferro batido e esmaltado, etc.
 «Empreza Progresso» — Fogões, caixas d'agua, ferraduras, portas de aço, gradis, etc.
 Phosphoros marca «Sol». — Metal Deployé. — Coelho «Jacaré». — Cimento «Saccadura», white Brothers. Dynamite e Gelignite da «Nobel's Explosives Co. Limitada. — Depositarios do ferro guza das Uzinaz Norro Grande

ESPERANÇA. BURNIER. RIO ACIMA

THE STOCK MARKET.

THE STOCK MARKET	7 July. 30	30 June 30	7 July. 29
Rio			
Uniformisadas (5%)	720\$000	726\$000	—
Railway Bonds	960\$000	968\$000	968\$000
Municipal 1906, buyers	145\$000	—	143\$500
Ditto, 1920, buyers	143\$000	143\$000	142\$000
Bank of Brazil	440\$000	457\$000	438\$000
London			
Brazil Funding, 1898, 5%	85-10-0	87-10-0	92 1/2
Ditto, 1914, new	74-0-0	75-10-0	84 1/4
Conversion, 1910, 4%	51-0-0	52-10-0	56 1/2
Ditto, 1908, 5%	96-10-0	99-0-0	99
Federal District, 5%	72-0-0	74-0-0	81
Anglo-South American Bk. Ltd. Ord.	6.5.0	6-2-6	—
Brazil Railway	26-10-0	26-0-0	27 1/2
Brazil Traction	40-0-0	41-0-0	60 1/4
Great Western of Brasil Ry Co. Ltd. Ord.	2-7-6	2-7-6	—
Lampart & Holt Ltd. 6% Crnm. Pref.	0-2-0	0-2-0	—
S. Paulo Coffee Estates Co. Ltd. 7%	4-0-0	4-0-0	—
Cables Wireless Teleph. Co. Ltd.	13-0-0	15-15-0	—
Western Telegraph. Co. Ltd. 4% Deb. Stock Red.	76-0-0	76-0-0	—
Brazilian Warrant Agency & Finance Co., Ltd. Ord.	0-3-0	0-3-0	—
Rio de Janeiro City Imp. Co. Ltd. Ord.	2-2-1 1/2	2-2-1 1/2	—
Mappin Webb	0-10-0	0-10-0	—
S. Paulo Railway	164-0-0	164-0-0	201
Leopoldina Railway	40-10-0	42-0-0	61 1/4
Dumont Coffee, 6%, pref.	1-10-0	1-10-0	43 1/4
St. John del Rey Mining Ord.	6-3-0	6-10-0	15 10 1/2
Rio Flour Mills.	2-6-3	2-3-9	58
Bank of London and South America	8-10-0	8-15-0	10
Royal Mail	21-0-0	18-0-0	59
British War, Loan, 5% 1929/47 Consols, 2 1/2%	103-5-0	103-2-0	100 3/4
	56-0-0	55-0-0	54 1/2
Paris			
Cie. Nav. Sud-Atlantique 5% remb. 500 fco.	476	476	—
Cie. Gen. Aeropostale 7% d. n. r.	502	515	—
Chargeurs Réunis ord.	680	680	—
Credit Foncier & Agricole de l'Etat de Minas Geraes	—	—	—
Credit Foncier du Brasil & Amerique du Sud 500 fco.	1.207	1.205	—
Credit Mobilier Français	785	800	—
Etab. Mestre & Blatgé ord. 100 fco.	304	295	—
Michelin & Cie. 1/6 part.	430	430	—
Port de Rio Grande do Sul 5% remb. a 500 fr.	2.050	2.355	—
Soc. André Citroen „B” 500fr. Soc. des Filiales Etrangères	770	825	—
Fichet A. 500 fr.	735	730	—
Sucreries Brésiennes 100 fr.	520	525	—
French rent, 3%	87.00	87.20	74.60
Ditto, 4%, 1917	101.70	101.40	91.00
Ditto, 5%	102.00	101-50	102.50
Note. — Rio quotations Buyers.			

NEW YORK STOCK EXCHANGE

Brazilian Bonds and stocks and shares of companies in some way or another connected with Brazil were quoted on July 7th and 30th June 1930 at the New York Stock Exchange as follows:—

	— 1930 —	
	June 23	July 7
Government Bonds:—		
U. S. Brazil 1941, 8% gold	100.50	100.87
Ditto, 1926-1957 6 1/2%	80.25	79.00
Ditto, 1927-1957 6 1/2%	80.75	78.00
Ditto, 1952, 7% (Central Railway)	90.50	90.00
Ditto, 1952, 7 1/2% (coffee loan)	101.75	101.75
Pernambuco (State) 1947 7%	75.50	77.50
Rio Grande do Sul (State) 1921-46, 8%	98.75	98.87
Rio de Janeiro, City of, 1946, 8%	96.50	98.37
São Paulo, City of, 1952, 8%	99.75	99.75
São Paulo, State of, 1921-1936, 8%	99.00	100.25
Porto Alegre, City of, 1961, 8%	95.00	93.50
Paraná, State of, 1958, 7%	75.00	72.50
Minas Geraes, State of, 1958, 6 1/2%	75.00	75.25
Ditto, 1959, 6 1/2%, Series A	74.00	74.50
Rio de Janeiro, State of, 1959, 6 1/2%	73.00	73.87
Industrial:—		
American and Foreign Power Co.	65.87	60.62
American Locomotive	48.00	45.50
American Telephone & Telegraph	200.37	205.00
Baldwin Locomotive works	20.50	22.50
Canadian Bank of Commerce	240.00	240.00
Electric Bond & Share	79.50	74.00
General Electric (new)	70.25	65.50
General Motors	40.12	39.12
Goodyear Tire & Rubber	59.50	56.00
Guaranty Trust Co. of N. York	623.00	592.00
International Telephone & Telegraph	44.50	42.75
National City Bank of N. York	142.00	136.00
Standard Oil, New Jersey	65.37	64.37
Texas Oil Company	51.12	50.75
United States Steel Corp.	159.50	154.25
Westinghouse Electric & Manf.	138.50	130.00

S. PAULO STOCK EXCHANGE.

São Paulo, 7th July, 1930

	Sellers	Buyers
State of São Paulo Treasury Bonds	—	750\$000
Ditto, 1921	—	795\$000
S. Paulo Municipal Bonds 6%	—	—
Ditto, 1909	—	—
Ditto, 1910	—	75\$000
Ditto, 1913	—	80\$000
Ditto, 1918	—	90\$000
Ditto, 1925	—	90\$000
Ditto, 1926	—	430\$000
Banco Commercio e Industria	—	210\$000
Banco Commercial do E. S. Paulo	—	—
Banco de S. Paulo	—	62\$000
North-Western Bank of S. Paulo	—	—
Cia. Armazens Geraes de S. Paulo	—	—
Caixa de Liquidação	—	—
Mogyana Railway Co.	—	185\$000
Paulista Railway Co.	—	244\$000

BANK BALANCES

Banco do Brazil and Branches
Balance sheet for Head Office and Branche. 30th June 1930

Assets.	Liabilities.
National Treasury-	Capital 100,000,000\$000
Revenue a/c 81,390,442\$803	Reserve Fund 161,896,648\$180
Bills discounted 727,202,556\$977	Paper Money Redemption
Loans in current	Fund 396,611,369\$350
account 595,655,224\$136	Less amount delivered to
Bills receivable 58,578,505\$720	C. de Amortisação for
Bills receivable—	incineration. 271,828,980\$000
Foreign 111,069,133\$140	Emissions in circulation 592,000,000\$000
Ditto, Domestic 304,993,185\$457	Deposits in c. ac. with
Securities in liquidation 6,565,584\$055	interest 389,756,834\$166
Collateral deposited as security 852,827,363\$361	Ditto, limited accounts 129,438,417\$658
Securities deposited 610,021,656\$302	Ditto, without, interest 252,056,696\$008
Branches and agencies in Brazil 474,939,160\$103	Ditto, at fixed dates 607,362,830\$983
Correspondents abroad. 231,376,730\$150	Compensation of cheques 59,007,127\$785
Correspondents in Brazil 7,708,531\$902	Securities deposited and in guarantee 1,462,849,019\$663
Securities owned by bank 57,173,088\$627	Branches and agencies in Brazil 421,642,790\$401
Real estate 22,521,640\$244	Correspondents abroad. 184,076,365\$440
Furniture and fittings 716,000\$000	Correspondents in Brazil 693,853\$110
Collections in the interior 352,594,613\$876	Deposits against collections 768,656,932\$473
Sundry accounts 86,933,565\$219	Bonus and Dividends:—
Gold deposited in Caixa de Amortisação	Balance brought forward 11,304,381\$370
£ 10,000,025-11-0 a 8d. 300,000 766\$510	Sundry accounts 148,644,371\$454
Gold Bonds deposited abroad of nominal	
value of £2,595,030-0-0 last quotation	
£ 1,757,863-6-8 at 8d. 52,735,900\$000	
Cash in Currency 509,105,009\$465	
	5,444,168,658\$047
5,444,168,658\$047	

Rio de Janeiro, July, 9th 1930 — *Manoel Guilherme da Silveira Filho*, President.—*Ayres Pinto de Miranda Montenegro*, Accountant.

BANK OF LONDON & SOUTH AMERICA LIMITED

Capital Authorised	£ 4,000,000
Capital Subscribed	£ 3,540,000
Capital Realised	£ 3,540,000
Reserve Fund	£ 3,000,000

Balance sheet of the Rio de Janeiro Branch.
June 30th, 1930

Assets.	
Bills discounted	21,979,054,610
Bills Receivable: Home Bills	43,721,923,860
Ditto—Foreign bills	25,917,158,900
Loans in current account	50,488,243,940
Collaterals deposited in guarantee	57,897,374,310
Securities deposited	493,086,664,970
Head Office	809,147,520
Branches and agencies—at home	30,145,054,050
Ditto, abroad	2,729,216,260
Securities owned by bank	3,499,121,620
Cash In currency	12,193,677,740
In other Banks	7,847,216,200
In gold coin	6,102,020,970
In other specie	65,740,900
Sundry accounts	11,325,912,550
	Rs. 767,807,438,300

Liabilities

Capital	20,583,333,330
Current account with interest	36,672,869,080
Ditto, without interest	11,776,180,510
Deposits at fixed dates	31,497,123,230
Collections a/c domestic	43,721,923,860
Ditto, foreign	25,917,158,900
Securities deposited and in guarantee	550,983,939,180
Head Office	28,973,535,060
Branches and agencies—in Brazil	5,257,838,420
Ditto, abroad	3,914,504,440
Bills payable	311,118,750
Sundry accounts	8,197,913,540
	Rs. 767,807,438,300

Rio de Janeiro, 8th July 1930. — *N. B. Shaw*, Manager, *George A. Shewan*, acting-Accountant.

WILEMAN'S BRAZILIAN REVIEW

We beg to remind our readers that our offices have been moved to rue da Quitanda, 161, 1^o andar, to which all local communications should be forwarded. Mailed matter, however, should be addressed to Caixa do Correio (P. O. Box) N.º 809, Rio.

BANK OF LONDON AND SOUTH AMERICA, LIMITED

Capital Authorised	£4,000,000
Capital Subscribed	£3,540,000
Capital Realised	£3,540,000
Reserve Fund	£3,000,000

Balance sheet of the S. Paulo Branch.
30th June, 1930

Assets.	
Bills discounted	22,109,553\$150
Bills Receivable: Home Bills	18,318,047\$150
Ditto—Foreign bills	21,182,585\$000
Loans in current accounts	58,961,154\$820
Collaterals deposited in guarantee	54,938,664\$720
Securities deposited	165,768,700\$000
Real Estate and Share Account	747,278\$000
Head Office	4999,836\$300
Branches and agencies—at home	3,862,657\$360
Ditto, abroad	43,438\$520
Cash: In currency)
(— and —)
In other Banks) 21,573,061\$280
Sundry accounts	12,974,497\$100
	385,480,475\$520

Liabilities.

Current account with interest	25,793,357\$250
Ditto, without interest	1,665,621\$750
Deposits at fixed dates	44,937,987\$570
Deposits wit Notice	2,583,555\$180
Securities deposited and in guarantee	220,707,364\$720
Head Office	8,758,125\$030
Branches and agencies—at Home	24,779,627\$500
Ditto, abroad	359,078\$970
Bills payable	1,633,961\$740
Bills for Collection per Contra:—	
Home Bills	18,318,047\$150
Foreign Bills	21,182,585\$000
Sundry accounts	14,762,063\$340
	385,480,475\$520

São Paulo, 5th July 1930. J. S. Cole Manager,
C. D. Rowbotham, Accountant.

CHANGE OF ADDRESS OF THE OFFICES OF "WILEMAN'S BRAZILIAN REVIEW"

We beg to inform our readers and all concerned that we have moved our Editorial and Commercial Departments to RUA DA QUITANDA, 161, 1st floor.

All correspondence forwarded to this REVIEW should be addressed to H. F. WILEMAN, Caixa Postal (P. O. Box) 809, Rio de Janeiro.

We beg to remind our subscribers and advertisers that all cheques and orders for payments to this REVIEW should be made payable to H. F. WILEMAN, the sole Proprietor.

BANK OF LONDON & SOUTH AMERICA LIMITED

Authorised Capital	£4,000,000
Subscribed Capital	£3,540,000
Paid-up Capital	£3,540,000
Reserve Fund	£3,000,000

HEAD OFFICE—6, 7 & 8 Tokenhouse Yard—London, E. C. 2.

MANCHESTER
36, Charlotte Street.

PARIS
9, Rue du Helder.

BRADFORD
33, Hustlergate

ANTWERP
10, Rue Nationale.

NEW YORK
67, Wall Street.

LISBON
44, Rua Aurea

OPORTO—9—Rua Infante Henrique.

BRAZIL

Rio de Janeiro, São Paulo, Santos, Curitiba, Porto Alegre, Pelotas, Rio Grande, Victoria, Bahia, Maceió, Pernambuco, Ceará, Maranhão, Manaus, Pará, Juiz de Fora, Bello Horizonte.

ARGENTINA

Buenos Ayres, Rosario, Bahia Blanca, Tucuman, Mendoza, Paraná, Concordia, Cordoba, Azul, Santa Fé, Posadas, Tres Arroyos.

URUGUAY

Montevideo, Paysandú, Salto e Rivera.

CHILE

Santiago, Valparaiso, Antofagasta.

PARAGUAY

Asuncion.

COLOMBIA

Barranquilla, Bogotá, Medellin, Manizales, Cali, Buenaventura.

Agents and correspondents in all the principal

CITIES OF THE WORLD

The Bank is affiliated to

LLOYDS BANK LIMITED

Paid-up Capital and Reserve Fund £25,810,252

To which Bank is also affiliated.

THE NATIONAL BANK OF SCOTLAND LTD.

Paid-up Capital and Reserve Fund £2,650,000

The three Banks provide over 2,000 Branches in all the principal Trade Centres in Great Britain, South America, Europe, India and Burmah.



THE ROYAL BANK OF CANADA

Incorporated 1869
(Head Office — Montreal)

Authorised Capital \$ 40,000,000.00
Realised Capital \$ 35,000,000.00
Reserve Fund \$ 38,574,151.00

THE ROYAL BANK OF CANADA
Incorporated 1869
Head Office — Montreal

Authorised Capital \$ 40,000,000.00
Realised Capital \$ 35,000,000.00
Reserve Fund \$ 38,574,151.00

Rio de Janeiro

Balance Sheet as at June 30th 1930

Balance the Branche of São Paulo, June, 30th, 1930.

Assets.		
Bills Discounted		24,041,916.430
Bills Receivable:		
Foreign	10,147,314.840	
Domestic	30,769,022.8836	40,916,337.7236
Current Loans		49,411,300.8867
Securities in Safe Custody	62,992,308.8000	
Securities in Guarantee	42,161,372.847	105,153,580.847
Branches		2,576,504.8576
Local Correspondents		850,866.083
Foreign Correspondents		14,554.8700
Sundry Accounts		21,219,779.885
Cash:		
National Currency	8,043,505.164	
Other Currencies	5,619.500	
Deposits with other Banks	2,262,024.726	10,311,149.8390
Government and other securities		3,644,325.895
	Rs.	358,140,313.019

Liabilities		
Time Deposit:		24,043,111.8300
Deposits bearing interest		33,793,617.8622
Deposits bearing without interest		1,743,296.8957
Sundry Accounts		20,696,734.8475
Securities as per contra		105,153,580.847
Due to head Office		1,466,540.8000
Branches		40,474,411.8892
Bills for collection		30,769,022.8836
Local Correspondents		
Foreign Correspondents		
	Rs.	258,140,313.019

Assets.		
Bills Discounted		10,627,258.800
Foreign Bills for Collection—Our ac		3,151,291.940
Foreign Bills for Collection		3,859,738.600
Domestic		9,610,177.720
Current Loans		28,513,730.952
Securities in Guarantee		30,956,179.918
Securities in Safe Custody		31,293,384.600
Branches		27,074,020.752
Foreign Correspondents		98,863.400
Correspondents in Brazil		656,284.524
Government & other Securities		3,037,821.135
Cash on hand:		
National Currency	7,204,169.540	
Other Currencies	4,721.400	
Deposited with Bank of Brazil	2,684,082.943	
Deposited with other banks	517,758.182	10,211,332.065
Sundry Accounts		10,476,166.043
		169,476,286.449

Liabilities		
Capital		3,933,980.000
Deposit bearing interests		35,092,544.233
Deposit not bearing interests		1,858,676.260
Time Deposits		22,625,196.209
Collateral Bills		62,159,564.518
Branches		17,747,211.694
Foreign Correspondents		132,080.826
Correspondents in Brazil		2,309,914.303
Sundry Accounts		10,148,102.086
Bills for collections		13,469,916.320
		169,476,286.449

São Paulo, 2nd July, 1930 — W. C. Lowry, pro-
Manager: A. R. Wright, Accountant.

A. Bain Mackie, assil Manager; M. C. Lima, Accountant

OSAKA SHOSEN KAISHA

REGULAR SAILINGS OF FAST VESSELS ACCEPTING

COFFEE

AND OTHER CARGO FROM SANTOS, RIO DE JANEIRO AND VICTORIA FOR SHIPMENT TO

New Orleans, Galveston, Houston, Los Angeles, S. Francisco

and all Asiatic Ports

For rates of freight apply to:

Antunes dos Santos & Cia. Hard Rand & Cia. Wilson Sons & Cia. L.
São Paulo e Santos Victoria Rio de Janeiro

SÃO PAULO RAILWAY COMPANY

Time-table, until further notice
 Trains leaving SANTOS for SAO PAULO | Trains leaving SAO PAULO for SANTOS

Santos depart	S. Paulo arrive	Remarks	S. Paulo depart	Santos arrive	Remarks
6.24	8.49	Daily. Buffet Car.	6.01	8.16	Daily. Buffet Car. 2nd. class Excursion tickets not available on Sundays & Holidays.
8.19	10.20	Working days only. Pullman Car & numbered seats.	7.56	9.47	Working days only. 1st. class coaches only. Pullman Car & numbered seats.
10.05	12.30	Daily. Restaurant Car.	8.06	10.25	Daily.
12.46	15.12	Daily with Pullman Car on working days only.	10.07	12.33	Daily. Restaurant Car.
14.03	16.28	Daily. Buffet Car.	12.15	14.40	Daily. Buffet Car. Pullman Car on working days only.
16.33	18.24	Working days only. 1st class coaches only. Pullman Car & numbered seats.	14.31	16.56	Daily. Pullman Car on Sundays & Holidays.
16.45	19.10	Daily. Buffet Car & numbered seats.	16.17	18.59	Working days only. 1st. class coaches only. Pullman Car & numbered seats.
18.52	21.15	Daily. Restaurant Car. 2nd class Excursion tickets not available on Sundays & Holidays.	17.04	19.29	Daily. Buffet Car.
			18.50	21.09	Daily. Restaurant Car. 2nd class Excursion tickets not available on Sundays & Holidays.
		Extra on Sundays and Holidays only			Extra on Sundays & Holidays only
8.19	10.27	Pullman Car & numbered seats.	5.46	7.59	2nd. class coaches only.
16.15	18.23	Pullman Car & numbered seats.	7.11	9.4	Only from April to August. Numbered seats.
18.20	20.31	Pullman Car & numbered seats.	7.53	9.57	Not from April to August. Pullman Car & numbered seats.
20.02	22.13	Pullman Car & numbered seats.	7.56	9.57	Only from April to August. 1st. class coaches only. Pullman car & numbered seats.
			21.5	22.17	Pullman Car.

Transit Passengers calling at Santos usually have ample time to ascend the slopes of the forest-clad mountain range known as the «Serra do Mar»; special trains will, at an hour's notice, be placed at their disposal at a cost of 200 milreis for 40 passengers, plus Government impost of 1\$800 per passenger travelling. Above that number 7\$700 each person.

The return trip lasts 3 hours in all, giving time for lunch at the top of the Serra («Alto da Serra»).

Passengers arriving early at Santos can also usually visit the city of São Paulo; leaving Santos by the 8.19 train, they reach São Paulo at 10.20. After a motor drive through this large city with over 1,000,000 inhabitants, the 12.15 train will land them in Santos at 14.40 in good time to catch the steamer sailing at 15.30 or later.

The São Paulo Railway, whose first section began in 1860 has been assiduously consolidated and improved since then, and has long enjoyed a deserved reputation as second to none in the world in point of solidity and security.

The Inclined Planes on the Serra represent a triumph of engineering science and perseverance. The geological characteristics of the ground are such as to render construction and maintenance of railway lines over a work demanding the utmost patience, skill and care.

São Paulo sometimes called the «Chicago of South America» and whose prosperity bids fair at no distant date to rival that of its above named American contemporary — is a bright breezy city, situated on a tableland 2,700 feet above sea-level, and distant 79 kilometres, or 1h. 51ms. by São Paulo Railway from Santos. It possesses wide streets, important public buildings, theatres, excellent shops, etc., and electric tramway and lighting services, and is notable for the unusual architecture and floral beauty of some of its residential suburbs. The sanitation is perfect and the climate bland.

The Port of Santos possesses wharves alongside which all ocean going steamers are berthed. Its quays and spacious warehouses are perfectly equipped for the rapid despatch of all descriptions of cargo.

Business in São Paulo State is, naturally, for the most part of an agricultural and pastoral character. The Government is always ready to encourage enterprise. The Secretary of Agriculture replies promptly to all inquiries through the special «Information and Publication Section» of this Department.

30 3 30

ERIC. A. JOHNSTON, Superintendent

RAILWAY NEWS.

THE LEOPOLDINA RAILWAY COMPANY

Year	Week ended	Currency	Exchange	Sterling	Total from 1st January
1930	28th June	1,482,000\$	5.19/32	£ 34,541	£ 878,542
1929	29th June	2,113,000\$	5.121/128	£ 52,344	£ 972,693
Increase					
Decrease		631,000\$	45/128	£ 17,803	£ 94,151

SÃO PAULO RAILWAY COMPANY

Estimated weekly traffic receipts.

Year	Week Ended	RECEIPTS FOR WEEK			TOTAL TO DATE
		Currency	Exchange	Sterling	
1930	June 29th	2,406,917\$70	5.19/32	22,651-11-11	1,037,784-18-9
1929	June 30th	2,468,730\$160	5.239/250	61,035-6-8	1,275,925-11-2
Increase					
Decrease		1,067,812\$900	87/256	28,383-14-9	236,140-12-5

COFFEE

Rio de Janeiro, 9th July 1930

Closing Quotations:

	SPOT:		New York		
	Rio	Santos	Rio	Santos	Santos
	7s	4s	7s	4s	7s
July 2nd. 1930	13\$618	21\$007	9.0c	12.3/4c	11.0c
July 9th. 1930	12\$401	21\$000	7.1/2c	12.1/2c	10.3/4c
Rise or Fall . .	-\$517	—	-1.1/2c	-0.1/4c	-0.1/4c
Ditto %	6.0	—	16.6	2.0	2.3

OPTIONS:

	— Rio —			— Santos —		
	July	Aug.	Sept.	July	Aug.	Sept.
July 2nd 1930	12\$800	11\$500	11\$930	21\$000	20\$000	19\$800
July 9th. 1930	12\$125	11\$150	11\$275	20\$500	20\$000	19\$800
Rise or fall . .	-\$675	-\$350	-\$675	500	—	—
Ditto %	5.3	3.0	5.6	2.4		

	— Rio —			— Santos —		
	July	Sept.	Dec.	July	Sept.	Dec.
July 2nd 1930	6.7c	6.75c	6.51c	12.20c	11.00c	10.01c
July 9th. 1930	6.43c	6.39c	6.05c	12.38c	10.98c	9.94c
Rise or fall . .	-0.28c	-0.36c	-0.46c	+0.18c	-0.02c	-0.07c
Ditto %	4.2	5.3	7.1	1.5	0.2	0.7

NOTE: Quotations: Rio and Santos per 10 kilos; New York per lb.

SYNOPSIS OF THE SANTOS COFFEE MARKET FOR WEEK-ENDING

July, 3rd - 1930

There is practically nothing fresh to place on record. All markets show a dull and declining tendency elsewhere more than is Santos for obvious reasons.

Cheap forward sales, such as 9.90 c.f., for well-described 5's, say Rs. 14\$500 per 10 kilos, shipment July to June 1931, continue to act as a depressing factor, and, with a declining exchange, there is little to be said in favour of the article.

Options close steady, practically nominal, with July at 21\$000, August at 20\$800, and September at 19\$800. Exchange closes weak with sterling at 5.13/32d. and the dollar at 9\$150.

COFFEE PRICES CURRENT:

During the week ending 3 July 1930.

DESCRIPTION	May 27	May 28	June 30	July 1	July 2	July 3	Average
Rio Market n. 6	13\$950	13\$950	13\$950	13\$950	13\$950	13\$610	13\$901
" " 7	13\$610	13\$610	13\$610	13\$610	13\$610	13\$270	13\$501
" " 8	12\$937	12\$937	12\$937	12\$937	12\$937	12\$597	12\$850
Rio futures July	13\$250	13\$250	12\$910	12\$950	12\$700	12\$360	11\$725
August	12\$550	12\$350	12\$200	12\$000	11\$800	10\$300	11\$783
Sept.	12\$300	12\$300	11\$800	11\$675	11\$350	10\$350	11\$663
October	12\$025	12\$000	11\$800	11\$675	11\$300	10\$375	11\$413
Novemb	11\$975	11\$875	11\$800	11\$550	10\$500	10\$200	11\$300
Decem.	11\$710	11\$725	11\$500	11\$350	10\$800	10\$00	11\$195
Sales	250	250	4,000	2,000	500	250	1,205
Good Average	18\$000	18\$600	18\$000	18\$000	18\$000	18\$000	18\$600
" " No. 4	17\$800	17\$000	17\$000	17\$000	17\$000	17\$000	17\$000
futures, July	21\$900	21\$000	21\$000	21\$000	21\$000	21\$000	20\$967
August	19\$900	19\$500	19\$900	20\$000	20\$000	20\$000	19\$900
Septem.	19\$830	19\$900	19\$800	19\$800	19\$800	19\$800	19\$850
Sales	nil	nil	nil	250	nil	500	375
New York Rio spot No. 6	9 1/2	Holiday	9 1/2	8 1/2	9 1/2	8 1/4	8 3/4
New York Rio spot No. 7	9	do.	9	8	8	7 3/4	8 1/4
N.Y. Santos N. 4	13	do.	13	12 3/4	12 3/4	12 1/2	12 3/4
" " No. 7	11 1/4	do.	11 1/4	11	11	10 3/4	11
futures July	7.16	do.	7.02	7.01	6.71	6.47	6.82
Sept.	7.16	do.	7.05	7.01	6.75	6.45	6.89
Dec.	6.99	do.	6.88	6.80	6.51	6.22	6.68
March	6.83	do.	6.73	6.60	6.37	6.10	6.53
Sales	20,000	do.	20,000	25,000	40,000	60,000	33,000
HAVRE July	267 1/2	265 1/4	264 3/4	—	—	—	265 3/4
Sept.	254 1/2	253 1/4	252 1/2	249 3/4	247 1/2	240 1/2	249 1/2
Dec.	240 3/4	238	239 1/2	236 1/2	234 3/4	229	236 1/4
March	234	231 1/4	231 3/4	229 1/2	228	227	230 1/4
May	—	—	—	226	224 1/2	220	223 1/2
Sales	5,000	7,000	6,000	12,500	8,000	20,000	9,750
HAMBURG July	41	41	40 3/4	—	—	—	41
Sept.	38 1/4	37 3/4	37 3/4	37 1/2	37 1/2	37 1/4	37 1/2
Dec.	38	35 3/4	35 1/4	35 1/4	35	34 1/4	35 1/4
March	35	34 3/4	34 1/4	34 1/4	34	33 1/4	34 1/4
May	—	—	—	34	33 3/4	33	33 1/2
Sales	1,000	2,000	3,000	2,000	2,000	2,000	2,000

WILEMAN'S BRAZILIAN REVIEW

Your aim in placing announcements in a paper is primarily because you know that what you offer meets the eye of persons most likely to be interested. Once readers are interested it rests with the advertiser to push the enquiry into good business. "Wileman's Brazilian Review" numbers amongst its readers every coffee, banking, export and import house of any standing in three continents. It is rare for an advertisement to be withdrawn. The inference is obvious.

Rio de Janeiro Lighterage Co., Ltd.

Lighterage Contractors, Stevedores, Tug and Launch Owners, Salvage Operators.

Fleet—Over 165 Lighters: 20,000 tons total capacity.

RAPID HANDLING OF CARGO GUARANTEED.

Salvage Tug "Emily" equipped with Modern Salvage Appliances.

RIO DE JANEIRO
75, Rua Visconde de Itaboraity, 75
 P. O. BOX 1164.
 TELEGRAMS — "LIGHTERAGE RIO-JANEIRO".
 Codes—BENTLEY'S, A. B. C. 4th Ed., LIEBER'S, A. 1
 LONDON — Dashwood House, Old Broad Street, E. C. 2.

ENQUIRIES INVITED.

COMPANHIA REGISTRADORA E CAIXA DE LIQUIDAÇÃO DO RIO DE JANEIRO

Quotations of Futures

During the week ending 30th June, 1930
(Per 10 kilos.)

MONTHS	Highest		Lowest	
	Sellers	Buyers	Sellers	Buyers
July	13\$250	13\$150	11\$700	11\$300
August	12\$800	12\$300	11\$100	10\$300
September	12\$400	12\$150	11\$000	10\$350
October	12\$300	11\$800	11\$000	10\$300
November	12\$150	11\$800	10\$900	10\$000
December	12\$000	11\$650	10\$800	10\$000

Total during the week 7.750 bags.

Enfermos de los OJOS



"LOIDU" Unico producto Italiano de fama mundial. Que friccionando en las sienas, refuerza el nervio optico quita el cansancio de los ojos. evita el uso de lentes incluso septuagenarios recuperandose en pocos dias una vista envidiable. **No mas miopes, presbitas ni vista debiles.**

PEDID HOY MISMO EL

INTERESSANTE LIBRO GRATIS

Direccion General: **UGO MARONE**
 Piazza Falcone al Vomero, 1 (Italia) NAPOLI

COFFEE CLEARED FROM THE PORTS OF RIO AND SANTOS.
In bags of 60 kilos

	Total Crop		Crop to 3rd July 1930				Week ended 3rd July	%
	1927-28	1928-29	1928-29	1929-30	Inc or Dec.	%		
United States	7,301,588	6,293,580	6,293,580	6,422,075	+ 128,495	2.0	68,964	57.1
France	1,247,144	1,252,153	1,252,153	1,385,093	+ 132,940	1.1	11,318	9.4
Germany	951,181	754,594	754,594	635,346	- 121,248	16.1	12,162	10.1
French Possessions	165,938	150,942	150,942	115,745	- 15,197	11.6	—	—
Italy	558,590	560,898	560,898	575,292	+ 14,402	2.6	4,628	3.8
Riome	1,126	250	250	—	- 250	—	—	—
United Kingdom	7,259	9,354	9,354	6,815	- 2,539	27.1	—	—
British Possessions (ex discriminated)	10,277	7,792	7,792	12,655	+ 4,863	62.4	—	—
Canada	32,625	28,807	28,807	43,040	+ 14,233	49.4	450	0.4
Cuba	—	—	—	3,600	+ 3,600	100.0	—	—
Tangiers	314	376	376	1,275	+ 899	24.0	—	—
South Africa	195,466	169,854	169,854	205,934	+ 36,080	21.2	—	—
Egypt	82,364	59,599	59,599	88,249	+ 28,650	48.1	—	—
Belgium	272,561	244,824	244,824	307,864	+ 63,040	25.7	4	—
Holland	920,760	739,655	739,655	751,283	+ 11,628	1.6	4,890	4.0
Denmark	172,738	143,099	143,099	212,014	+ 68,915	48.2	175	0.1
Norway	46,256	28,271	28,271	39,723	+ 11,452	40.5	—	—
Sweden	433,888	378,073	378,073	399,364	+ 21,291	5.6	10,991	9.1
Spain and Colonies	75,120	50,759	50,759	139,731	+ 88,972	17.5	2,270	1.9
Portugal and Islands	38,040	37,550	37,550	27,926	- 9,624	25.6	1,355	1.1
Plate and Pacific	461,193	396,028	396,028	475,645	+ 79,620	20.1	2,460	2.0
Japan and East	1,688	3,101	3,101	3,508	+ 407	13.1	350	0.3
Finland	79,810	91,138	91,138	79,263	- 11,875	13.0	425	0.4
Syria	50	63	63	2,450	+ 2,387	—	—	—
Switzerland	—	—	—	—	—	—	—	—
Greece and Crete	17,925	17,875	17,875	23,793	+ 5,918	33.1	—	—
Smyrna	3,615	2,784	2,784	5,595	+ 2,811	10.1	—	—
Roumania	4,071	6,758	6,758	7,477	+ 719	1.1	—	—
Bulgaria	1,188	988	988	4,016	+ 3,028	30.6	—	—
Palestine	—	481	481	686	+ 205	42.6	—	—
Dantsig, Port of	1,688	5,881	5,881	8,637	+ 2,756	46.9	125	0.1
Turkey	50,194	40,760	40,760	42,156	+ 1,396	3.4	200	0.2
Tripoli	188	1,135	1,135	1,467	+ 332	29.3	—	—
Total Overseas	13,438,845	11,457,414	11,457,414	12,625,720	+ 568,306	5.0	120,767	100.0
Coastwise	144,322	147,359	147,359	147,893	+ 534	0.4	2,367	—
Grand Total	13,583,067	11,604,773	11,604,773	12,773,613	+ 568,840	4.5	123,134	—

CLEARANCES OVERSEAS FROM THE PORTS OF RIO AND SANTOS DURING THE WEEK ENDING 3rd July 1930 AND 1929-1930 CROP TO DATE.

By Flag:	Crop to 3rd July		Week ended 3rd July	
	Bags	%	Bags	%
British to U. S.	3,036,970	83.4	32,991	—
To Europe	255,852	7.0	5,175	—
Sundry	349,048	9.6	1,760	—
Total	3,641,870	30.2	39,926	—
Other Flags-U.S.A.	1,454,820	12.1	15,837	—
Brazilian	2,003,357	16.7	20,037	—
Italian	783,423	6.5	4,628	—
Scandinavian	964,546	8.0	11,341	—
Dutch	695,118	5.8	4,435	—
French	940,405	7.8	200	—
German	770,812	6.4	15,487	—
Japanese	362,594	3.0	7,503	—
Belgian	277,651	2.4	—	—
Spanish	65,358	0.6	—	—
Finnish	25,350	0.2	—	—
Argentine	19,474	0.2	—	—
Chilian	12,144	0.1	—	—
Portuguese	8,798	—	1,355	—
Total	12,025,720	100.0	120,767	—

STOCKS AT RIO, SANTOS AND BAHIA, on 3rd July, 1930, (excluding interior stocks) amounted to 1,373,144 bags, discriminated as follows:—

Rio de Janeiro	326,617
Santos	1,024,217
Bahia	22,310

Total, stocks, three ports, July 3rd, 1930	1,373,144
Ditto, June 26th, 1930	1,499,363
Ditto, July 4th, 1929	1,447,661

Note:— The above are verified stocks, after adding 15,110 bags to Rio statistical stock and deducting 175,469 bags from those at Santos, and a further 50,000 bags of Government coffee.

NEW YORK AND HAVRE VISIBLE SUPPLY AND STOCKS

Visible Supply in the United State: The United States Stocks and Visible Supply on 8th July, 1930, were as follows, in bags of 60 kilos:—

Stocks 542,000 bags, deliveries 118,000 bags; Visible Supply 828,000 bags including afloat as against stocks 542,000 bags; deliveries 94,000 bags, visible supply 824,000 bags including afloat on 1st July, 1930 and 368,000 bags, 105,000 bags and 756,000 bags respectively on 9th July 1929.

Havre Stocks on 5th July, 1930, are as follows, in bags of 60 kilos:—

Brazil sorts 232,000 bags, other sorts 237,000 bags, total 469,000 bags as against 205,000 bags; 232,000 bags, 437,000 bags, respectively on 28th June, 1930, and 190,000 bags, 201,000 bags and 391,000 bags, on 6th July, 1929.

COST AND FREIGHT QUOTATIONS

The quotations are as follows:— American, Brazilian and Cost and Freight Prices.

1930	Exchange		Rio 7s Spot Score N. York cents	Near Month N. York Options cents	Victoria 7s. f. o. b. Reas per Arroba	Victoria 7s. f. o. b. Cents Per lb	Rio 7s. Reas Per Arroba	Rio 7s. Cents Per lb. f. o. b.	Santos 4. Reas Per 10 kilos	Santos 4. Cents Per lb. f. o. b.	Rate Freight Cents Per bag	
	Pence	Dollars										
Jan. 3rd	5	15/32	9S900	9 1/4	7.75	14S250	6.80	22S000	7.80	22S000	13.60	60.00
Jan. 17th	5	9/16	8S850	10 1/2	8.17	18S000	7.85	24S200	8.30	23S000	13.60	60.00
Jan. 24th	5	41/64	8S760	10 1/2	8.60	18S000	8.35	24S500	9.00	23S000	13.85	60.00
Jan. 31st	5	11/16	8S700	10 1/2	8.38	18S000	8.10	23S800	8.60	22S300	13.95	60.00
Feb. 7th	5	21/30	8S730	10 1/2	8.41	17S250	8.20	24S600	8.85	20S600	12.85	60.00
Feb. 14th	5	19/32	8S920	10 1/2	8.40	16S800	7.70	24S000	8.60	20S800	12.90	60.00
Feb. 21st	5	5/8	8S800	10 1/4	8.62	17S250	7.85	23S000	8.60	20S500	12.90	60.00
Feb. 28th	5	5/8	8S780	10 1/4	8.82	18S000	7.90	23S500	8.60	20S800	12.80	60.00
March 7th	5	49/64	8S580	10 1/4	8.69	18S250	8.00	23S500	8.80	21S000	13.10	60.00
March 14th	5	51/64	8S530	10 1/4	8.95	18S250	8.05	22S500	8.70	21S800	12.90	60.00
March 21st	5	51/64	8S530	10	90.5	16S500	8.05	22S000	8.50	21S000	12.85	60.00
March 28th	5	7/8	8S400	10	8.54	16S950	7.90	22S000	8.40	21S000	13.10	60.00
April 4th	5	7/8	8S400	10	8.65	17S250	8.00	22S200	8.50	20S800	13.10	60.00
April 11th	5	7/8	8S400	9 3/4	8.71	17S250	8.00	22S300	8.50	21S500	13.20	60.00
April 22nd	5	7/8	8S400	9 1/2	8.72	17S000	8.00	22S000	8.30	21S000	13.15	60.00
April 25th	5	15/16	8S320	9 1/2	8.60	17S000	8.15	21S500	8.30	20S300	13.30	60.00
May 2nd	5	119/128	8S320	9 1/4	8.50	16S500	7.95	21S700	8.30	20S200	13.35	60.00
May 9th	5	117/128	8S345	9 1/4	8.65	15S750	8.00	21S500	8.30	20S600	13.00	60.00
May 16th	5	59/64	8S330	9 1/4	8.55	15S750	7.80	21S500	8.60	19S500	12.85	60.00
May 23rd	5	29/32	8S370	9 0/0	8.37	15S750	7.50	20S500	7.90	18S200	12.10	60.00
May 30th	5	113/128	8S400	9	8.00	14S250	7.30	21S000	8.00	18S200	12.20	60.00
June 6th	5	27/32	8S460	9	7.99	14S250	7.10	20S800	7.70	17S400	12.00	60.00
June 13th	5	9/16	8S870	9	7.68	14S100	6.90	20S600	7.50	19S200	12.35	60.00
June 20th	5	5/8	8S800	9	7.50	14S250	6.80	20S600	7.40	19S000	12.35	60.00
June 27th	5	21/32	8S750	9	7.20	13S800	6.40	20S000	7.00	18S400	11.60	60.00
July 4th	5	13/30	9S100	8	6.65	12S300	5.40	nominal	6.00	18S000	11.25	60.00

(NOTE. Quotations for the whole of the year 1927 have been published in supplement form. Any reader desiring to obtain a copy of this supplement need only apply to the Editor).

EXPORTS OF COFFEE FROM THE PORT OF SANTOS PER DESTINATION, DURING THE FIRST ELEVEN MONTHS OF THE CROP — IN BAGS OF 60 KILOS

— July to May —

Destinations:—	1929/30	1928/29	1927/28	1926/27	1925/26
United States	5,528,152	5,307,548	6,257,689	5,767,457	5,549,646
France	1,150,819	816,058	760,990	783,386	856,767
Holland	549,441	495,066	585,259	622,991	720,714
Germany	514,884	568,840	637,515	609,418	388,192
Italy	298,383	215,612	268,455	316,404	394,647
Sweden	287,266	279,382	268,494	259,707	272,793
Belgium	260,996	179,588	162,089	170,073	192,874
Denmark	155,740	112,028	126,154	138,803	118,001
River Plate	117,995	80,285	72,960	99,504	115,284
Spain	105,702	22,586	49,775	27,065	9,109
Egypt	26,811	16,259	24,802	39,250	34,453
Norway	17,984	12,143	18,437	21,775	20,200
Finland	8,832	8,400	7,875	12,725	10,485
United Kingdom	4,010	4,856	1,692	10,916	15,057
Japan	3,138	1,971	321	813	—
Marrocos Hesperhol	2,051	303	710	710	125
Algiers	1,877	3,441	440	1,626	1,626
Tunis	525	252	238	188	562
Syria	222	129	604	604	130
Consumption on board	548	322	512	576	393
Sundry	2,668	716	11,533	15,342	6,507
Total overseas	9,038,044	8,125,825	9,256,544	8,899,333	8,727,576
Coastwise	29,818	13,012	9,743	31,562	32,582
Grand total	9,067,862	8,138,837	9,266,287	8,930,895	8,760,158

—0—

WILEMAN'S BRAZILIAN REVIEW

We beg to remind our readers that our offices have all local communications should be forwarded. Mailed mat-

ter, however, should be addressed to Caixa do Correio been moved to rue da Quitanda, 161, 1º andar, to which (P. O. Box) N.º 809, Rio.

IMPORTS OF COFFEE BY COUNTRIES OF DESTINATION

	March		July	March
	1930	1929	1929/30	1928/29
United States	1,134,167	1,051,978	8,844,037	8,207,386
France	277,400	223,841	2,193,203	2,057,159
Germany	174,167	150,099	1,965,462	2,049,204
Italy	66,507	72,720	585,644	589,106
Holland	67,841	67,925	569,144	583,257
Sweden	60,546	47,652	562,568	495,659
Belgium	67,773	65,607	536,977	490,765
Denmark	43,826	29,166	321,477	277,734
United Kingdom	15,463	14,463	193,439	203,325
Finland	26,425	17,205	215,037	199,636
Checo-Slovakia	20,925	17,607	169,136	168,818
Norway	34,804	28,644	181,310	184,772
Switzerland	26,857	17,455	169,856	148,894
Egypt	—	—	127,113	76,878
Algeria	—	—	134,568	118,833
Canada	24,432	19,357	163,356	142,765
Union Sud African	—	—	130,310	110,666
Yugoslavia	20,743	14,516	136,984	124,515
Polonia	11,258	6,932	100,242	87,969
Austria	13,046	11,175	97,214	126,848
Grece	8,137	8,500	68,591	62,894
Hungria	4,226	4,440	51,192	53,563
Japan	—	—	18,922	13,394
Australia	—	—	20,007	12,242
Ceylan	932	1,819	19,037	18,636
Tunis	—	—	20,394	15,931
Syria and Liban	—	—	14,015	10,984
Lithuania	266	69	2,575	1,939
Irland	637	750	2,606	1,939
Esthonia	167	31	1,803	1,704
Latvia	220	197	1,969	1,871
India	5,056	4,853	42,325	31,734
Total	2,105,923	1,876,001	17,660,513	16,670,810

CLEARANCES OF COFFEE FROM THE PORT OF VICTORIA

Date	Vessel	Destination	Bags			
				12	„Some“:—	Havre 2,000
				16	„Alhena“:—	Rotterdam 563 Malta v/Rotterdam 63
				15	„Ipanema“:—	Gibraltar 75 Marseille 4,513 Genoa 250 Palermo 125 Naples 125
1	„Amirante Alexandrino“:—	Havre 4,625 Bordeaux v/Havre 125 Rotterdam 125		18	„Suecia“:—	Helsingborg 375 Kalmar 125 Gefle 250 Stockholm 125 Gothenburg 800
1	„Alpherat“:—	Rotterdam 375 Malta 188 Dantzig 63		18	„Cuyabá“:—	Havre 3,125 Rotterdam 859 Hamburg 313 Bergen v/Hamburg 62 Antwerp 82
2	„Pedro Christophersea“:—	Stockholm 125 Gefle 500 Umea 125		21	„Fort Souville“:—	Havre 1,125
3	„Sranleyville“:—	Antwerp 825		22	„Rio de Janeiro“:—	Dantzig v/Antwerp 189 Hamburg 3,438
3	„Laura C.“:—	Trieste 15,591 Ancona 251 Venice 564 Metecovic 189 Fiume 250 Naples 1,625		25	„Santa Fé“:—	Oslo v/Hamburg 63 Hamburg 1,875
11	„Salta“:—	Trondhjem v/Rio 125				
13	„Belvedere“:—	Trieste v/Rio 230				

26	„Arnfriol” :—	Hamburg	500
29	„Lima” :—	Gothenburg	250
		Stockholm	375
		Gefle	750
		Norrkoping	125
		Abo	125
29	„Alchiba” :—	Rotterdam	500
29	„Martha Washington” :—	Naples v/Rio	932
		Trieste v/Rio	8.306
		Genoa v/Rio	125
		Meterovic v/Rio	126
			<hr/> 60.535

UNITED STATES:—

1	„Bakersfield” :—	Philadelphia	750
		Baltimore	750
		Norfolk	250
5	„Castilian Prince” :—	New York	4.575
9	„West Corum” :—	New Orleans	5.500
12	„Mumeric” :—	New Orleans	2.250
14	„Higho” :—	New York	4.550
16	„Barbacena” :—	New Orleans	10.065
		Houston	1.000
19	„Boniface” :—	New York	1.250
28	„Capitollé” :—	Norfolk	800
		Philadelphia	375
		Jacksonville	1.000
		Baltimore	3.500
26	„Boswell” :—	New York	3.500
		Hamilton	150
28	„Clearwater” :—	New Orleans	4.375
		Houston v/N. O.	250
			<hr/> 44.890

NORTH AFRICA:—

12	„Some” :—	Las Palmas	100
15	„Ipanema” :—	Oran	4.641
		Alger	4.681
		Oran w/o Alger	500
		Philippeville	564
		Tetuan	125
		Bone	313
		Mostaganem	690
		Bougie	63
		Sousse	62
		Tunis	12
		Djerba	31
		Tanger	63
			<hr/> 12.065
		Total Coastwise	10.060
			<hr/> 127.550

The Leopoldina Railway Company Limited
Central Office - Barão de Mauá Station
Avenida Francisco Bicalho
Rio de Janeiro

TELEPHONE 8-2200


DAILY EXPRESSES

Trains to Interior

FROM	DEPART.	DESTINATION
BARÃO DE MAUÁ NICTHEROY	5.40 6.15	Campos, Miracema, Itapemirim, Porciuncula.
BARÃO DE MAUÁ NICTHEROY	5.40 6.15	Friburgo, Cantagallo, Macuco, Portella.
NICTHEROY	16.25	Friburgo a Rio Bonito daily (On Mondays, Wednesdays, Thursdays and Sundays to Maché).
BARÃO DE MAUÁ	6.00	E. Rios, Ubá, Ponte Nova.
BARÃO DE MAUÁ	6.09	Porto Novo, Recreio, Cataguazes, Carangola.

Night Expresses

BARÃO DE MAUÁ NICTHEROY	20.45 21.45	Campos, Itapemirim, Victoria - Mondays, Wednesdays and Fridays.
BARÃO DE MAUÁ	20.10	E. Rios, Ubá, Ponte Nova, Raul Soares - Mondays and Thursdays.
BARÃO DE MAUÁ	20.10	Porto Novo, Cataguazes, Carangola, Manhuassú, Mondays and Thursdays.



SHIP AND SAIL
 BY
MUNSON
 STEAMSHIP LINE.

Twelve Days to New York
 Fortnightly Sailings by
 S.S. AMERICAN LEGION
 S.S. SOUTHERN CROSS
 S.S. PAN AMERICA
 S.S. WESTERN WORLD

All speed records for merchant ships between Rio de Janeiro and New York are held by these 21,000 displacement ton vessels. Combining express speed with great steadiness. They offer the discriminating traveler the comfort and luxury of the best hotels.

For rates and further information address
THE FEDERAL EXPRESS COMPANY.
 Rio - Santos - São Paulo.

TOTAL EXPORTS FROM VICTORIA During June, 1930

Shippers:—	United State	Europe	North Africa	Rio & Coastwise	Total
Arens & Langen	5,540	18,001	6,059	1,830	31,420
Vivacqua, Irmãos & Co	8,850	9,896	2,313	1,760	22,819
Theodor Wille & Co	4,500	13,330	3,505	225	21,560
Hard, Rand & Co	6,750	5,060	188	—	12,004
A. Prado & Co	1,750	4,075	—	4,770	10,596
Armando Pinto & Co.	7,500	1,375	—	—	8,875
Oliveira Santos & Filhos	5,500	3,429	—	1,475	8,404
Vianna Leal & Co	2,250	4,375	—	—	6,625
Arbuckle & Co	2,750	—	—	—	2,750
Cia. Nacional de Comercio de Café	1,250	—	—	—	1,250
Fraga, Irmão & Co	—	800	—	—	800
Oliveira Brothers	250	—	—	—	250
Cruz, Sobrinhos & Co	—	125	—	—	125
Co. Commissaria e Rebeneficiadora de Café	—	63	—	—	63
Total	44,890	60,535	12,065	10,060	127,550

TOTAL EXPORTS FROM VICTORIA 1st July, 1929 to 30th June, 1930

Shippers:—	United State	Europe	North Africa	Rio & Coastwise	Total
Arens & Langen	128,305	163,298	43,376	14,611	349,650
Hard, Rand & Co	215,065	89,539	7,265	—	311,869
Vivacqua, Irmãos & Co	164,675	75,815	20,885	19,370	280,745
Theodor Wille & Co	51,500	69,351	21,572	3,742	146,165
A. Prado & Co	27,525	26,538	375	58,716	113,154
Vianna Leal & Co	70,752	22,152	125	1	93,003
Oliveira Santos & Filhos	45,500	33,001	313	10,455	69,269
Co. Commissaria e Rebeneficiadora de Café	38,050	28,823	7,318	926	75,117
Armando Pinto & Co.	40,900	3,000	—	—	43,900
Oliveira Brothers	39,375	375	—	—	39,750
Cruz, Sobrinhos & Co	18,525	10,443	4,688	1,016	34,672
Arbuckle & Co	32,000	—	—	—	32,000
Fraga & Sobrinhos	12,750	500	—	600	14,050
Cia. Nacional de Comercio de Café	1,250	—	—	—	1,250
Fraga, Irmão & Co	—	800	—	—	800
Sundries	—	—	—	2	2
Total	886,205	523,572	105,980	100,639	1,625,396

Total export from 1st July, 1928 to 30th June 1929:— 1,044,441.
 Total export from 1st July, 1929 to 30th June 1930:— 1,625,396.

—0—

Visible Supply of the World

(Deuring & Zoon)

In 1,000 bags 50 kilos each

	June 1 1930	May 1 1930	June 1 1929	Increase or decrease	
				June May 30	1930 on June 29
Stock in Europ. ports	2,095	2,073	2,185	+ 22	— 90
Afloat Brazil-Europe	460	487	481	— 27	— 21
Do East-Europe	67	29	61	+ 38	+ 6
Visible Supply Europe	2,622	2,589	2,727	— 33	— 105
Stock U. S.	868	791	700	+ 77	+ 168
Afloat Brazil-U. S.	320	388	399	— 68	— 79
Do East-U. S.	4	1	10	+ 3	— 6
Visible Supply U. S.	1,192	1,180	1,109	+ 12	+ 83
Stocks Brazil:—					
Rio de Janeiro	303	294	262	+ 9	+ 41
Santos	1,272	1,142	1,158	— 130	+ 114
Victoria	103	128	49	— 25	+ 54
Bahia	5	7	18	— 2	— 13
Paranaguá	90	135	1	— 45	+ 89
Recife	6	7	13	— 1	— 7
Total Stock Brazil	1,779	1,713	1,501	— 66	+ 278
Visible Supply of the World	5,593	5,482	5,337	+ 111	+ 256

COFFEE STATISTICS

ENTRIES.

Week ending July 3 - 1930. In bags of 60 kilos

R. o:	FOR THE WEEK ENDED			FOR THE CROP TO	
	July 3	June 26	July 4	July 3	July 4
	1930	1930	1929	1930	1929
By Central and Leopoldina R'y	49,002	56,368	54,043	20,666	34,206
Inland	-	-	-	-	-
Total	-	-	-	-	-
Transferred from Rio to Nictheroy	49,002	56,368	54,043	20,666	34,206
Net entries at Rio	-	-	-	-	-
Nictheroy from Rio to Nictheroy	-	-	-	-	-
Total Rio including Nictheroy	49,002	56,368	54,043	20,666	34,206
Total Santos	186,281	169,833	139,274	166,143	73,114
Total Rio & Santos	235,283	217,021	193,317	126,814	167,320

The total entries by different S. Paulo Railways for the crop to July 3 1930 were from

	Past Jundiaby Per	Sorocabana and others	Total at S. Paulo	Total at Santos	Remington S. Paulo
929/1930	40,867	67,530	108,417	-	-
86/929	-	-	-	73,114	-

SALES OF COFFEE (DECLARED)

Week ending July 3 - 1930. In bags of 60 kilos

	July 3, 1930	June 26, 1930	July 4, 1929
Rio	27,170	23,971	26,424
Santos	149,000	173,000	135,000
Total	176,170	196,971	161,424

COFFEE SAILED.

Week ending July 3 - 1930. In bags of 60 kilos

PORTS	UNITED STATES	EUROPE & MEDITERRANEAN	COAST	RIVER PLATE	CAPE	OTHER PORTS	TOTAL FOR WEEK	CROP TO DATE
Rio	-	9,132	2,053	1,885	-	2,270	15,342	-
Santos	69,721	37,184	312	575	-	-	137,792	-
1929/1930	69,721	46,316	2,367	2,460	-	2,270	123,134	-
1928/1929	120,934	46,189	2,934	7,616	18,430	4,663	200,916	21,650

VALUE OF COFFEE CLEARED FOR FOREIGN PORTS.

Week ending July 3 - 1930. In bags of 60 kilos

PORTS	July 3 1930	June 26 1930	July 3 1930	June 26 1930	Crop to July 3/1930
	Bags	Bags	\$	\$	Bags
Rio	13,287	45,259	28,279	99,299	-
Santos	107,480	104,063	348,688	337,002	-
Total 929, 930	120,767	149,316	376,967	436,901	-
.. 1928/1929	197,962	203,103	1,016,377	1,067,949	6,247
					\$
					24,850

COFFEE LOADED (EMBARQUES)

Week ending July 3 - 1930. In bags of 60 kilos

R. o:	DURING WEEK ENDED			FOR THE CROP TO	
	July 3	June 26	July 4	July 3	July 4
	1930	1930	1929	1930	1929
Rio	82,700	45,623	31,137	26,829	16,635
Santos	112,171	107,394	736,647	83,189	93,465
Total Rio & Santos	194,871	144,417	1,067,784	110,028	110,100

SWEDISH COFFEE STATISTICS

(Statistics of A. Seymer & Co., Stockholm)

— Bags of 60 kilos —

Stocks:	1930	1929	1928	1927
Jan. 1st	147,399	154,558	118,295	150,088
Feb. 1st	138,462	132,510	112,584	141,771
Mar. 1st	120,795	125,824	128,433	138,828
Apr. 1st	124,495	135,536	141,166	133,013
May 1st	135,538	161,764	148,778	138,025
June 1st	159,412	186,705	172,393	142,465
Arrivals:—				
January	51,918	28,585	50,048	42,009
February	42,388	40,111	73,368	49,608
March	64,122	57,260	75,041	49,948
April	72,724	86,685	68,413	61,751
May	94,669	46,032	89,972	71,144
	325,821	258,673	356,842	274,460
Deliveries:—				
Jan.	60,855	50,433	55,795	50,326
Feb.	60,055	46,797	57,483	52,551
March	60,422	47,548	62,308	55,763
April	61,681	60,457	60,841	56,739
May	70,795	21,091	66,317	66,704
	313,808	226,326	302,744	282,083

OUR OWN STOCK

In bags of 60 kilos.

RIO STOCK on June 26, 1930	318,710
Entries during week ended July 3, 1930	49,002
	367,712
Loaded (Embarques) for week ended July 3, 1930	52,705
Local consumption	3,500
STOCK AT RIO on July 3, 1930	326,617
SANTOS STOCK on June 26, 1930	1,175,576
Entries for week ended July 3, 1930	186,281
	1,361,857
Loaded (Embarques) during same week July 3, 1930	112,171
STOCK AT SANTOS on July 3, 1930	1,024,217
BAHIA STOCK on June 26, 1930	5,077
Entries during week ended July 3, 1930	17,400
	22,477
Clearances during same week	167
STOCK AT BAHIA on July 3, 1930	22,310
Stock at Rio, Santos and Bahia July 3, 1930	1,373,144
Stock at Rio, Santos and Bahia June 26, 1930	1,499,363
Stock at Rio, Santos and Bahia July 4, 1929	1,447,661

NOTE: - Above are verified stocks.

WILEMAN'S BRAZILIAN REVIEW

We beg to remind our readers that our offices have been moved to rue da Quitanda, 161, 1º andar, to which all local communications should be forwarded. Mailed matter, however, should be addressed to Caixa do Correio (P. O. Box) N.º 509, Rio.

Companhia Nacional de Comercio de Café
Rua da Quitanda, 143
Rio de Janeiro
Cable Address: "AXECO"
COFFEE EXPORTERS
Agents and Sub-Agents all over the world

22	„Conte Rosso”:-		
	Genoa	Theodor Wille & Co	125
	Messina	Castro Silva & Co	125
	Palermo	Mc Kinlay & Co	125
	Tripoli	Theodor Wille & Co	125
	Stamboul	Theodor Wille & Co	125
		Castro Silva & Co	125
	Mersina	S. Pereira & Co	500
			<hr/>
			1,250
22	„Arlanza”:-		
	La Coruna	E. Johnston & Co	125
	Seville	Mc Kinlay & Co	25
			<hr/>
			150
24	„Voltaire”:-		
	Montevideo	Vivacqua, Irmãos & Co	150
		Theodor Wille & Co	92
	Rosario	Theodor Wille & Co	200
	Buenos Aires	Vivacqua, Irmãos & Co	1,350
		Ornstein & Co	650
		Theodor Wille & Co	250
			<hr/>
			2,692
25	„Clearwater”:-		
	New Orleans	E. Johnston & Co	800
		Vicri S/A	750
		Lage Irmãos	500
		A. Sion & Co	250
		American Coffee Corp.	100
			<hr/>
			2,400
25	„Eastern Prince”:-		
	New York	Rotundo & Co	3,385
		American Coffee Corp.	2,600
		Tude Irmão & Co	850
		Rebello, Alves & Co	550
		C. Nacional Comm. Café	500
		Hard, Rand & Co	324
		Bento Ferraz & Co	200
		E. Johnston & Co	167
		S. Pereira & Co	109
			<hr/>
			8,685
26	„Boswell”:-		
	New York	Ornstein & Co	250
			<hr/>
		Total Overseas	45,253

SANTOS			
During the week ending			
June, 26 -- 1930			
16	„Sierra Cordoba”:-		
	Bremen	Naumann, Gepp & Co	1,419
		Theodor Wille & Co	1,000
		Almeida Prado & Co	500
		Cia. Prado Chaves	159
		C. Paulista de Exportação	125
	Hamburg	Naumann, Gepp & Co	494
		Sampaio Bueno & Co	170
		Almeida Prado & Co	125
		Baccarat & Co	119
		Nossack & Co	18
	Oslo	Theodor Wille & Co	125
	Consumption	Bunck & Co	4
			<hr/>
			4,258
17	„Rio de Janeiro”:-		
	Antwerp	Theodor Wille & Co	500
17	„Kanagawa Maru”:-		
	Cape Town	Naumann, Gepp & Co	175
	Durban	J. Aron & Co	50
		Naumann, Gepp & Co	30
			<hr/>
			255
17	„Flandria”:-		
	Buenos Aires	Theodor Wille & Co	500
		Lima, Nogueira & Co	340
			<hr/>
			840
17	„Belvedere”:-		
	Trieste	Theodor Wille & Co	5,313
		C. Paulista de Exportação	313
		Nossack & Co	311
		S/A Martinelli	218
		Nioac & Co	188
		Leon Israel Co S/A	126
		J. C. Mello & Co	63
	Venice	Theodor Wille & Co	250
		Raphael Sampaio & Co	188
		Nossack & Co	125
		Exp. Rubiac	125
		Leon Israel Co S/A	63
		Lima, Nogueira & Co	30
	Naples	Leon Israel Co S/A	250
		Theodor Wille & Co	200
		Hard, Rand & Co	125
		N. Pizarro & Co	4
	Ancona	Naumann, Gepp & Co	125
	Messina	J. C. Mello & Co	63
			<hr/>
			8,080

F. D. Wilcox — C. E. Schmidt — W. J. Ganucheau, Jr.
F. D. WILCOX CO.
COFFEE
 502 Natchez St. New Orleans, U.S.A.
 Solicit representation reputable Brazilian
 Coffee Shippers for North America.
 Consignments handled.
 Established 1914. References: — New Orleans Banks,
 Mercantile Agencies.
 Cable Address: — WILCO, New Orleans, La.

17	„Highland Princess”	Buenos Aires	Vicente C. Mello	300	19	„Oregon”	Copenhagen	J. Aron & Co	1.000
								Hard, Rand & Co	688
18	„American Legion”	New York	American Coffee Corp.	11.000				Theodor Wille & Co	500
			J. Aron & Co	3.500				Vidal & Co	250
			Hard, Rand & Co	3.500				E. Johnston & Co	125
			Oswaldo Ferreira & Co	2.500				Leon Israel Co S/A	125
			Cia. Leite Ferreira	2.500				Wright & Co	125
			E. Johnston & Co	2.250				Cia. Prado Chaves	125
			Almeida Prado & Co	1.000					2.938
			Naumann, Gepp & Co	1.000	19	„Erik Frisell”	Baltimore	American Coffee Corp.	5.000
			Mc Laughlin & Co	890				Leon Israel Co S/A	1.000
			Wright & Co	875				Wright & Co	500
			Sampaio Bueno & Co	750				Naumann, Gepp & Co	500
			Junqueira, Meirelles & Co	500				Lima, Nogueira & Co	250
			Nioac & Co	500			Philadelphia	Wright & Co	1.000
			Theodor Wille & Co	500				Nioac & Co	250
			Arbuckle & Co	290				A. Ferreira & Co	250
			R. A. Danon & Co	250					8.750
			C. Paulista Exportação	250	20	„Lipari”	Buenos Aires	Hard, Rand & Co	200
			S. Exp. Café Brasil	200					
			Silva, Ferreira & Co	75	20	„West Noska”	Baltimore	American Coffee Corp.	1.000
				32.330				Theodor Wille & Co	500
18	„Mercator”	Buenos Aires	Raphael Sampaio & Co	225			Philadelphia	Naumann, Gepp & Co	250
18	„West Camargo”	S. Fr. California	Leon Israel Co S/A	2.559					1.750
			Hard, Rand & Co	1.250	20	„Aurigny”	Havre	Leon Israel Co S/A	3.375
			Theodor Wille & Co	950				J. Aron & Co	2.750
			Wright & Co	250				Nioac & Co	2.600
			Lima, Nogueira & Co	250				Almeida Prado & Co	1.250
		San Pedro	Leon Israel Co S/A	800				Theodor Wille & Co	1.000
			Theodor Wille & Co	375				Nossack & Co	525
			Almeida Prado & Co	300				E. Johnston & Co	110
			Hard, Rand & Co	275				Alvaro de Mello	1
			Teixeira, Martins & Co	250			Bordeaux	Naumann, Gepp & Co	375
			J. Aron & Co	250				E. Johnston & Co	125
		Seattle	Leon Israel Co S/A	300				Cia. Prado Chaves	125
			Naumann, Gepp & Co	250					11.636
			Silva, Ferreira & Co	250	20	„Baden”	Hamburg	Theodor Wille & Co	6.374
			Lima, Nogueira & Co	250				J. Aron & Co	375
			Theodor Wille & Co	225				Nossack & Co	307
		Portland	Almeida Prado & Co	425				Cia. Prado Chaves	250
			Teixeira, Martins & Co	125				Leon Israel Co S/A	250
		Vancouver	Hard, Rand & Co	250				Lima, Nogueira & Co	125
				9.584				Sampaio Bueno & Co	125
18	„Cabo S. Antonio”	Barcelona	Naumann, Gepp & Co	750				E. Johnston & Co	99
			Almeida Prado & Co	625				Theodor Wille & Co	4.437
			E. Johnston & Co	500				E. Johnston & Co	225
			Oswaldo Ferreira & Co	125				J. Aron & Co	125
			Prudente Ferreira & Co	125				Theodor Wille & Co	438
			Ramon Sanchez & Co	105				S/A Levy	250
			R. A. Danon & Co	62				Almeida Prado & Co	125
			Leon Israel Co S/A	50				Almeida Prado & Co	125
		Valencia	Naumann, Gepp & Co	200				Theodor Wille & Co	63
			E. Johnston & Co	125				Leon Israel Co S/A	50
			Theodor Wille & Co	125				Bunck & Co	3
			Prudente Ferreiar & Co	125					13.746
			R. A. Danon & Co	125	21	„Southern Prince”	Rosario	Lima, Nogueira & Co	253
		Seville	R. A. Danon & Co	125					
		Huelva	Nossack & Co	100					
		Las Palmas	Leon Israel Co S/A	100					
		Consumption	Troncoso Hermanos & Co	4					
				3.246					

Reliable Shippers of Brazil Coffees Seeking

General European Representative or Contemplating

Changes in Their Agency Arrangements are Requested to Communicate with

H. FLINDT

187 Fenchurch Street-LONDON E.C.3
Established 1905 — 1st Class References

21	„Santa Fé“:— Hamburg	Leon Israel Co S/A	125
21	„Asturias“: Buenos Aires	N. Pizarro & Co Raphael Sampaio & Co	393 100
	Rosario	Cia. Prado Chaves	157
			560
21	„Conte Rosso“:— Genoa	Theodor Wille & Co Cia. Leme Ferreira Nioac & Co Almeida Prado & Co Oswaldo Ferreira & Co Raphael Sampaio & Co J. C. Mello & Co G. Tomaselli & Co Intertrans Carraresi Citti & Co J. Santos Coelho Reizetti & Bruno R. M. Guimarães R. B. Pimentel G. Tomaselli & Co G. C. Dickinson & Co	1.375 753 625 500 275 255 125 77 55 25 10 3 2 1 250 20
	Tripoli Beyrouth		
			4.361
21	„Arjanza“:— Southampton London	Naumann, Gepp & Co I. R. F. Matarazzo	125 1
			126
		Total Overseas	104.063
		COASTWISE	
17	„Anna“: Laguna	S. A. Martinelli	26
17	„Araçatub“: R'io Grande Porto Alegre Pelotas	S. A. Martinelli S. A. Martinelli S. A. Martinelli	31 28 6
			65
		Total Coastwise	91

EXPORTS OF COFFEE FROM THE PORT OF RIO DE JANEIRO

During the Month of May -- 1930
(In bags of 60 klos)

SHIPPERS:—

Omstein & Co	53.000
Theodor Wille & Co	27.684
Mc Kinlay & Co	16.370
Hard, Rand & Co	14.760
Pinto, Lopes & Co	14.704
Vivacqua, Irmãos & Co	12.566
Rebello, Alves & Co	9.979
Castro Silva & Co	9.538
Ed. Johnston & Co	9.211
Alfred Sienner & Co	9.184
Cia. Nacional de Commercio de Café	7.641
E. G. Fontes & Co	5.453
American Coffee Corp.	5.100
Pinheiro Ladeira & Co	3.960
Tude, Irmão & Co	3.390
Botelho Martins & Co	3.040
Pinto & Co	2.797
S. Pereira & Co	2.627
S/A Luiz Correa	2.437
Fraga, Irmão & Co	2.150
Leon Israel Co S A	1.567
Rotundo & Co	1.433
Lage Irmãos	1.375
A. Sion & Co	1.187
Mario Telles	1.125
Cia. Commissaria Mineira	1.050
Arbuckle & Co	1.000
Serafim Fernandes	994
Vidal & Co	900
Norton Megaw & Co	341
Fabio Netto	320
Vicri S/A	100
Negrão & Co	75
Manoel M. Abrud	14
Alfredo A. Mesquitella	5
Teixeira Borges & Co	4
Richard Lubenseheix	3
Ed. Figueira & Co	2
Emil Senfer	2
Francisco Viceconti	2
Vieira da Cunha & Co	1
Total	227.091

DESTINATION:—

<i>North America:</i>	
New York	25.254
New Orleans	12.032
S. Francisco Calif.	4.500
S. Pedro	3.565
Montreal	250
Portland	250
Vancouver	100
	45.951
<i>Europe:</i>	
Havre	29.712
Trieste	15.323
Marseilles	15.024
Hamburg	6.134
Antwerp	5.043
Rotterdam	4.382
Helsinki	4.358
Leixoes	3.225

Viborg	2.289
Stamboul	2.251
Copenhagen	2.125
Genoa	2.006
Kotka	1.988
Bremen	1.475
Salonica	1.316
Abo	1.150
Lisbon	1.105
Patras	1.099
Oslo	1.063
Geffe	750
Waza	625
Southampton	616
Amsterdam	563
Ixpila	550
Bordeaux	512
Gravosa	501
Sundsvall	500
Stockholm	500
Reykjavick	470
Veneza	440
Malta	439
Gothemburg	400
Metkovik	378
Mantyluoto	375
Bari	375
Santander	375
Pireus	375
Raumo	325
Neufahrwasser	313
Wleaborg	300
Kemi	300
Nikobing	250
Lujá	250
Naples	190
Dantzig	188
Bergen	187
Helsingborg	125
Randers	125
Volo	125
Messina	125
Constanza	125
Ornskoldvik	125
Trondhjen	125
Ancona	125
Barcelona	100
Skive	75
Preveza	63
Dedeagath	63
Samsoun	63
Kalamata	63
Fiume	62
Vigo	50
Nidaros	50

113.704

South America:

Buenos Aires	17.245
Valparaiso	2.902
Montevideo	2.339
Rosario	1.825
Talcahuano	1.200
Magallanes	785
Puert Montt	500
Corral	355
Iquique	200
Antofogasta	60
Coquimbo	50

27.461

Africa:—

Cape Town	5.370
Porto Elizabeth	4.495
Alger	4.316
Oran	2.790
Durban	2.500
Lourenço Marques	1.395
East London	1.370
Mossel Bay	1.305
Casa Blanca	875
Tunis	689
Alexandria	625
Teneriffe	550
Las Palmas	400
Mellila	251
Ceuta	250
Tripoli	125
Philippeville	166
Wasfish Bay	100
Beira	75
Luderitz Bay	75
Bone	63
Sousse	63
Bougie	63

27.911

Asia:

Smyrna	1.516
Beyrouth	204
Jaffa	125
Mersina	63
Rhodes	30

1.938

Coastwise:

Northern Ports	7.086
Southern Ports	2.890

9.976

West Indies:

Barbados	150
----------	-----

Total

227.091

RUBBER

HARD FINE PARA' was quoted 8th July, 1930, according to a cable from our own correspondent of same date, as follows:—

London 7d. per lb.; Para 1\$900 per kilo, as against 7 1/4d. and 1\$900 respectively on 28th June, 1930.

NEW YORK RUBBER PRICES, WEEK ENDING

8th July 1930

(BY CABLE)

	2nd	3rd	4th	5th	7th	8th
Upriver fine washed & Dried	18 1/4	18 1/4	Holiday	18 1/4	18 1/4	18 1/4
Upriver fine	14	14	"	14	14	14
Upriver coarse. . . .	6 7/8	6 7/8	"	6 7/8	6 7/8	6 7/8
Para island fine	6 7/8	6 7/8	"	6 7/8	6 7/8	6 7/8
Para island coarse	13 3/4	13 3/4	"	13 3/4	13 3/4	13 3/4
Caucho ball	5 1/8	5 1/8	"	5 1/8	5 1/8	5 1/8
Plantation smoked sheets	12 1/4	12 1/8	"	12	12	12
do. latex crepe	12 3/8	12 1/4	"	12 1/8	12 1/8	12 1/8

Stock Orient rubber in U. S. A. on 8th July, 1930
214.347 tons. Market steady.

PARA' RUBBER MOVEMENT AND PRICES (BY CABLE) - The movement of Rubber at Para during the week ended July 5th, 1930, was as follows:-

Stock on June 28th, 1930	3,151.036
Entries during week ended July 5th, 1930	187.874
Available	3,338.910
Clearances during the same week:-	
To United States	34,790
To Europe	--
To sundry	326.440
Stock on 5th July, 1930	3,012.470

Spot prices were quoted in July 5th, 1930, as follows, per kilo:-

	June 28	July 5
Upriver fine	\$900	\$900
Upriver coarse	\$550	\$550
Island fine	\$300	\$300
Island coarse	\$500	\$500
Coarse Ball	\$600	\$600

For the crop to date entries amounted to 210,400 bales as against 160,200 bales during the same period last crop.

The Rio market closed on 2nd July, 1930, with prices quoted as follows, per 10 kilos:-

	25th June	2nd July
Serie' 3&5	36\$500-35\$500	36\$000-35\$000
Sertoes 3&5	33\$500-30\$500	31\$000-28\$000
Mattas 3&5	29\$000-26\$000	26\$000-25\$500
Paulista 3&5	29\$000-27\$000	27\$000-25\$000

The movement at Rio de Janeiro during the week ended 2nd July, 1930

Entries during week ended 2nd July, 1930	4,283
Available	4,922
Deliveries during the same week	573
Stock on 2nd July, 1930	4,349
Ditto, on 3rd July, 1929	7,964

QUOTATIONS OF COTTON AND SUGAR IN FOREIGN MARKETS.

During the week ending 3rd July, 1930

COTTON SERVICE	27th	28th	30th	1st	2nd	3rd
Liverpool 12.30 pm						
Pernambuco Maceio fair Spot	7.04	7.02	6.93	6.85	6.92	6.96
American middling Spot	7.74	7.72	7.56	7.50	7.57	7.61
American futures July	7.12	7.19	7.14	--	--	--
" " October	6.96	7.02	6.96	6.94	6.96	6.98
" " January	7.00	7.06	7.02	6.98	6.99	7.01
" " March	7.07	7.14	7.10	7.06	7.07	7.09
" " May	--	--	--	7.13	7.14	7.16
New York American Middling Uplands	13.60	13.70	13.55	13.63	13.60	13.60
New York American Futures July	13.52	13.59	13.46	--	--	--
New York American futures October	13.21	13.28	13.25	13.09	13.11	13.01
New York American Futures January	13.43	13.51	13.46	13.32	13.34	13.22
" " March	13.39	13.45	13.43	13.31	13.30	13.39
" " May	--	--	--	13.71	13.72	13.50
SUGAR SERVICE						
London Futures June	8/1 1/2	8/1 1/2	8/1 1/2	--	--	--
" " July	--	--	--	7/10 1/2	8/1	8/1
" " August	8/1 1/2	8/1 1/2	8/1 1/2	8/1 1/2	8/1 1/2	8/1 1/2
" " October	8/7 1/2	8/7 1/2	8/7 1/2	8/7 1/2	8/7 1/2	8/7 1/2
" " December	--	--	--	8/9	8/7 1/2	8/7 1/2
New York futures July	1.33	1.33	1.25	1.25	1.22	1.25
" " September	1.42	do.	1.35	1.35	1.30	1.33
" " December	1.31	do.	1.44	1.40	1.39	1.42
" " March	1.60	do.	1.54	1.54	1.49	1.57

COTTON

The Pernambuco market closed on 2nd July, 1930, with first sorts quoted at 33\$000 buyers, against 34\$000 buyers on the previous Wednesday and 41\$000 buyers on 3rd July last year.

The movement at Pernambuco for the week ended 2nd July, 1930, was as follows, in bags of 80 kilos:-

Stock June 25th, 1930	9,300
Entries during the week ended 2nd July, 1930	800
Available	10,100
Deliveries during the week	4,500
Stock on 2nd July, 1930	5,600
Ditto, on 3rd July, 1929	2,900

SUGAR

The Pernambuco market closed on 2nd July, 1930, with quotations as follows, per 10 kilos: usinas 1st sorts, nominal, crystal, 4\$825, demeraras, nominal, 3rd sorts nominal, somenos, nominal; brutos: seccos, 3\$200: as against usinas first sorts, nominal, crystal 4\$910, demeraras nominal, 3rd sorts, nominal, somenos, nominal; and brutos seccos, 3\$200 on the previous Wednesday.

The movement at Pernambuco for the week ended 2nd July, 1930, was as follows, in bags of 60 kilos:-

Stock on 25th June, 1930	839,400
Entries during the week ended 2nd July, 1930	19,400
Available	858,800
Deliveries during the same week	127,300
Stock on 2nd July, 1930	731,500
Ditto, on 3rd July, 1929	569,400

For crop to date entries amounted to 5,035,200 as against 4,535,000 bags for the same period last crop.

The Rio Market closed on 2nd July, with prices quoted as follows, per 60 kilos: crystal 34\$000 to 35\$000, Demeraras, 29\$000 to 32\$000, mascavinho, 28\$000 to 30\$, mascavo, 20\$000 to 22\$000.

The movement at Rio for the week ended 2nd July, 1930, is as follows:-

Stock on 25th June, 1930	384,369
Entries during the week ended 2nd July, 1930	71,695
Available	456,064
Deliveries during the week	50,690
Stock on 2nd July, 1930	405,374
Ditto, on 3rd July, 1929	134,155

IMPORTANT NOTICE

"Wileman's Brazilian Review" circulates in 32 countries, in the two hemisphere and in 122 different cities, and towns, of which 32 in Brazil, 17 in the United States, 14 in the United Kingdom, 7 in Sweden, 6 in Finland, 4 in Germany, 4 in Italy, 4 in Norway, 4 in Japan; 3 in France, 3 in Holland, 3 in Switzerland, 3 in South Africa, 2 in Argentina, 2 in Belgium, 2 in Egypt, 2 in Denmark and Venezuela and 1 each in Uruguay, Chile, Peru, Salvador, Austria, Czechoslovakia, Latvia, Roumania, Australia, Java, India and Dutch East Indies and 2 in Russia.

SHIPPING
STEAMERS' MOVEMENT
THE ROYAL MAIL STEAM PACKET COMPANY
 Royal Mail and Pacific Lines

«Asturias» due Madeira 13/7/30 for Europe
 «Almanzora» leaves Santos 7/7/30 for River Plate
 «Alcantara» due Rio 18/7/30 for Santos and R/Plate
 «Arlanza» due Southampton 8/7/30 Homewards
 «Demerara» arrives and leaves Rio 14/7/30 for Europe
 «Darro» due Rio 23/7/30 for Santos and R. Plate
 «Deseado» due Rio 6/8/30 for Santos and R/Plate
 «Desna» due Lisbon 14/7/30 Homewards
 «Loreto» due Rio 2/9/30 for West Coast Ports
 «Sarthé» leaves Rio 19/7/30 for Victoria etc.
 «Silarus» left Rio 5/7/30 for Santos, etc.
 «Sambre» left Rio 3/7/30 for Bahia, etc.
 «Sabor» due Pernambuco 14/7/30 Outwards

NELSON LINE

«Highland Brigade» arrives and leaves Rio 22/7/30 for Europe
 «Highland Chieftain» left Rio 24/6/30 for Europe
 «Highland Princess» arrives and leaves Rio 8/7/30 for Europe
 «Highland Hope» due Rio 14/7/30 for Santos and R. Plate
 «Highland Monarch» due Rio 28/7/30 for Santos and River Plate

LAMPOR & HOLT, LIMITED

Lampor & Holt — Agents

«Vandyck» due Rio 28/7/30 for Santos, Montevideo and Buenos Aires
 «Voltaire» leaves Rio 13/7/30 for Trinidad, Barbados and New York
 «Biela» due Rio 18/7/30 for Santos and Rio Grande
 «Bruyere» due Rio 9/8/30 for Santos and Rio Grande
 «Boswell» left Bahia 30/6/30 for Trinidad, New York and Boston
 «Bernini» leaves Rio 8/7/30 for Bahia, Pernambuco and New York
 «Bonheur» leaves Santos 26/7/30 for New York and Boston
 «Balzac» leaves Santos 8/7/30 for Rio Grande
 «Euclid» due Rio 19/7/30 for Santos and Rio Grande
 «Dryden» due Rio 16/8/30 for Santos and Rio Grande
 «Plutarch» due Bahia about 9/7/30 from N. York for Montevideo, B. Aires and Bahia Blanca

NIPPON YUSEN KAISHA

«Hakata Maru» leaves Rio 24/7/30 for Cape ports and Far East
 «Wakasa Maru» leaves Rio 23/7/30 for Montevideo and Buenos Aires

CHARGEURS REUNIS ET SUD ATLANTIQUE

Fredrik Engelhart — Agent.

Sailings for the Plate:—

«Groix» 14 July
 «Jamaïque» 30 July
 «Massilia» 5 August
 «Eubée» 5 August
 «Formose» 25 August

Sailings for Europe:—

«Ceylan» 22 July
 «Swiatowid» 27 July
 «Groix» 7 August
 «Massilia» 17 August
 «Jamaïque» 21 August

FURNESS PRINCE LINE

Houlder Brothers & Co., Ltd — Agents

M/S «Northern Prince» due Rio de Janeiro from New York 17th July, sails for Santos, Montevideo and B. Aires
 M/S «Western Prince» leaves Rio 23rd July for Trinidad and New York
 M/S «Northern Prince» leaves Rio 6th August for Bahia, Trinidad and N. York
 M/S «Eastern Prince» due Rio de Janeiro from New York 14th August, sails for Santos, Montevideo and Buenos Aires
 M/S «Southern Prince» due Rio de Janeiro from New York 28th August, sails for Santos, Montevideo and Buenos Aires
 M/S «Eastern Prince» leaves Rio 3rd Sep. for Bahia, Trinidad and N. York

PRINCE LINE

Houlder Brothers & Co., Ltd — Agents

M/S «Brazilian Prince» loads for Trinidad, New York and Boston, 27th July
 M/S «Castilian Prince» loads for Trinidad, New York and Boston, 24th August
 S/S «Sardinian Prince» en route for New York and Boston
 S/S «Manchurian Prince» at River Plate

MUNSON STEAMSHIP LINES

(Federal Express Co. — Gen. Agents)

«American Legion» due sail N. York July 11th, arrive Rio July 24th, Santos July 25th, Montevideo July 27th, and B. Aires July 28th
 «Menargo» sails B. Aires July 11th, due Montevideo July 12th, Santos July 15th, Rio July 17th, Bahia July 19th, Trinidad July 26th, N. York July 30th
 «Southern Cross» sailed B. Aires June 27th, Montevideo June 28th, Santos July 2nd, Rio July 3rd, for Trinidad and Bermuda, due N. York July 16th
 «Western World» sailed N. York June, 27th, due Rio July 10th, Santos 11th, Montevideo July 14th, B. Aires July 15th
 S/S «Pan America» is overhauling in New York.

Cargo Steamers:—

«W. D. Munson» sails Santos July 11th for Victoria thence New Orleans direct.
 «Muntropic» sails Santos August 16th for Victoria thence N. Orleans direct.

MC CORMICK STEAMSHIP CO (P. A. B. LINE)

(Federal Express Co. — Gen. Agents)

«West Irax» sailed from Montevideo June 24th, Paranaguá June, 28th, arrive Santos June 29th, sails Santos July 5th, Rio July 6th, Bahia July 9th, Pará July 16th thence Colombia and U. S. Pacific Ports
 «Hoolywood» sails from R. Plate July 14th, due Paranaguá July 18th, sails Santos July 22nd, Rio July 23rd, Bahia July 27th, possible calling Pará August 6th thence Colombia, Trinidad and U. S. West Coast

NORDDEUTSCHER LLOYD BREMEN

(Herm. Stoltz & Co. — General Agentes)

- «Sierra Cordoba» in Bremen, leaves Bremen 22nd Sept. for South America and arrives 10th Okt. in Rio
 «Sierra Morena» leaves Rio 11th July for La Plata ports and arrives 16th July in B. Aires
 «Sierra Ventana» left Rio 8th July homewards for North Brazil and Europe and arrives 27th July in Bremen
 «Madrid» left Bremen 30th June for South America and arrives 21st July in Rio
 «Werra» in Bremen, leaves Bremen 21st July for South America and arrives 12th Aug. in Rio
 «Weser» left Rio 2nd July homewards for North Brazil and Europe and arrives 24th July in Bremen
 «Gotha» in B. Aires, leaves B. Aires 19th July homewards for North Brazil and Europe and arrives 16th Aug. in Bremen
 «German» left Rio 8th July for Rotterdam, Bremen and Hamburg
 «Eisenach» expected in Rio 24th July from Hamburg and seals.

HAMBURG-AMERIKA LINIE — HAMBURG

(Theodor Wille & Co. — Ag. General)

- «General Artigas» leaves Hamburg 17th July for Brazil and River Plate
 «General Belgrano» at Hamburg
 «General Mitre» at Hamburg
 «General Osorio at Buenos Aires
 «General San Martin» leaves Bahia 6th July for Europe
 «Baden» left Bahia 24th June for Europe
 «Bayern» leaves Rio 15th July for Europe via Bahia
 «Wuerttemberg» left Hamburg 2nd July for Brazil and River Plate
 «Antiochia» left Antwerp 3rd July for Brazil and Bahia Blanca
 «Cuba» at Bahia Blanca
 «Kypheissia» left Bahia 12th June for Hamburg
 «Luebeck» en route for Bahia Blanca from Santos
Pacific Services:—
 «Planet» left Rio 23rd June for Magallanes

HAMBURG-SUEDAMERIKANISCHE DAMPSCHIFFFAHRTS-GESELLSCHAFT, — HAMBURG
Theodor Wille & Co., Agents

- «Cap Arcona» left Hamburg 5th July for Brazil and R. Plate
 «Cap Polonio» at Buenos Aires
 «Cap Norte» left Lisbon 1st July for Pernambuco
 «Antonio Delfino» at Hamburg
 «Monte Olivia» left Hamburg 5th July for Norway; pleasure cruise
 «Monte Sarmiento» left Bahia 5th July for Europe
 «Argentina» at Hamburg
 «Bahia» left Hamburg 11th June for South Brazil ports
 «Bilbao» at Hamburg
 «Entre Rios» at Rio Grande S.
 «Espana» left Rio 27th June for Antwerp and Hamburg
 «La Coruna» leaves Rio 17th July for Europe
 «Paraná» left Antwerp 19th June for Mid-Brazil ports
 «Pernambuco» left Hamburg 1st July for South Brazil ports
 «Rio de Janeiro» left Victoria 22nd June for Antwerp and Hamburg
 «Santa Fé» left Victoria 25th June for Bahia and Europe
 «Santa Theresa» left Hamburg 10th July for Mid-Brazil ports
 «Tenerife» loading at South Brazil ports
 «Vigo» arrived and left Rio 9th July, outward bound
 «Villa Garcia» at Hamburg

LINEA SUD-AMERICANA INC., NEW YORK

Theodor Wille & Co. — Ag. General

- «Sud Americano» left Santos 27th June for New York
 «Sud Expreso» at Buenos Aires

CASUALTY RETURNS FOR APRIL

(From «The Board of Trade Journal»)

The Liverpool Underwriters' Association has issued the following summary of the number, total gross tonnage and nationality of steam and motor vessels of 500 tons and upwards lost posted in the Loss Book during the month of April, in the under-mentioned years:—

Nationality.	1930.		1929		1928	
	No.	Tons.	No.	Tons.	No.	Tons.
British	4	16,304	—	—	4	14,394
Foreign:—						
America	2	1,107	3	7,884	3	7,121
Belgium	—	—	—	—	1	2,543
Denmark	—	—	—	—	—	—
France	—	—	—	—	2	9,215
Germany	—	—	—	—	—	—
Greece	—	—	—	—	—	—
Holland	—	—	—	—	1	4,310
Italy	2	3,081	1	4,207	1	3,160
Japan	4	13,869	1	2,344	—	—
Norway	1	1,347	1	2,110	—	—
Spain	—	—	—	—	—	—
Sweden	—	—	—	—	2	3,022
Other Countries	1	4,260	—	—	1	833
Total	14	39,968	6	16,545	15	44,598

THE TEA & COFFEE TRADE JOURNAL

Published monthly on the 10th
at 79, Wall Street, New York

The International Organ of
the Tea and Coffee Trade

By Subscription
\$3.00 per annum.
Advertising Rates on Application

Subscriptions and Advertising received by:

Wileman's Brazilian Review
(Agents for Brazil)

RUA S. PEDRO, 61-1a., CAIXA POSTAL (P.O.B.) 809.

Rio de Janeiro