

1046

Mailman's Brazilian Review

A WEEKLY JOURNAL OF TRADE AND FINANCE

VOL. 10


RIO DE JANEIRO, WEDNESDAY, October 22nd, 1919

N. 17

R. M. S. P. THE ROYAL MAIL STEAM PACKET COMPANY

P. S. N. C. THE PACIFIC STEAM NAVIGATION COMPANY

Regular service
of cargo boats to and from all the
principal British
ports, also serving France, Spain and
Portugal.



Frequent service of mail
steamers between Brazil, Europe,
The River Plate and Pacific Ports
All steamers fitted with
Marconi system of wireless tele-
graphy.

Cabines de luxe -- Staterooms with bath-room, etc., also

a large number of Single berth Cabins

DATES OF SAILINGS ON APPLICATION.

FOR FURTHER PARTICULARS, APPLY TO

THE ROYAL MAIL STEAM PACKET COMPANY

51 to 55, Avenida Rio Branco, 51 to 55

Tel. OMARIUS — RIO — P. O. B. 21

TELEPHONE No. 1100 NORTE.

SÃO PAULO

RUA QUITANDA 18
(Corner of Rua São Bento)

SANTOS RUA 15 DE NOVEMBRO 190.

The Great Western of Brazil Railway Company, Ltd.

Direct communication between:

RECIFE (Cinco Pontas) and Maceió and Jaraguá
 RECIFE (Central and Barão do Rio Branco
 RECIFE (Brum) and Parahyba and Cabedello
 COMMUNICATION BETWEEN
 RECIFE (Brum) and Natal
 PARAHYBA and Natal

On Sundays, Tuesdays, Thursdays and Saturdays,
 returning on Sundays, Mondays, Wednesdays,
 and Fridays.

and vice-versa, on Sundays, Tuesdays and Thursdays
 sleeping at Independencia.

The Great Western Railway system, with 1,621 klms. of lines
 at present in traffic, serves the following States:

	Area sq. klms.	Population
ALAGOAS	58,491	700,000
PERNAMBUCO	128,395	1,300,000
PARAHYBA	74,731	500,000
RIO GRANDE DO NORTE	57,485	480,000
Total	319,102	2,980,000

Note.—The figures relating to inhabitants refer to the year 1906; 20 per cent more safely be added to arrive at approximate figures for 1917.

Development of the system and its traffic since 1905.

	Klms. in traffic	Passengers	Goods, tons
1905	1,276	1,813,444	708,935
1910	1,475	2,214,503	907,135
1915	1,621	1,975,586	1,066,260
1916	1,621	742,390	1,192,394
1917	1,621	3,289,562	1,366,660
1918	1,621	3,720,075	1,470,916

The steady progress of the zone served by the Great Western shown by the above figures cannot fail to undergo further considerable impulse when the construction of the Ports Jaraguá (Alagoas), Cabedello (Parahyba), Natal (Rio Grande do Norte) and Recife (Pernambuco) is complete.

The plans and estimate of the first have been completed, whilst the construction of the Ports of Cabedello and Natal is being carried out under the administration of the Federal Government. It is expected that construction will be accelerated on the conclusion of the present crisis.

The construction of the Port of Recife on a scale and in technical conditions that will convert it into one of the most up-to-date ports of the Continent, is well advanced; an area amply sufficient for actual traffic has been completed and opened for traffic.

The geographical position of the Port of Recife is exceptionally advantageous, as it is practically the obligatory port of call for all ships from both Europe and North America destined for South America and vice-versa, as well as for ships bound from either coast of North or Central America for the Southern Atlantic, whatsoever their destination.

Owing to its advantageous situation Recife is the port for most of the produce of the rich tropical zone of north-eastern Brazil, a fact which cannot fail to contribute considerably to the progress of the neighbouring zones likewise.

The favourable conditions and steady progress of this zone should attract the attention of European and American investors to the zone served by the Great Western Railway.

Although tropical, the zone is exceptionally healthy and, in deed, counts several health resorts, like Caruarú, Garanhuns Floresta dos Leões, etc., to which residents of other and less healthy districts habitually resort.

The staple products of the zone are sugar in the lowland and cotton in the hinterland.

The soil is extremely rich and gives a splendid return—even without manures—for cultivation of Indian corn, beans, mandioca, carnauba wax, maniçoba, cocoa, coffee, etc.

Almost the entire region served by the Great Western Railway is considered amongst the best in the world for tropical fruits.

The quality of pineapples, coconuts, mangoes, pinhas, bananas and goiabas, etc., grown in the north-east of Brazil, is famous, and their production and export certain, in the near future, to take very large proportions.

Important canning factories already exist, though this industry is yet in its infancy and its resources practically untouched.

Information regarding the zone served by the Great Western Railway may be obtained on application to any of the Company's offices as below:—

RECIFE—Rua Barão do Triunpho n. 328—Pernambuco.
 RIO DE JANEIRO—Avenida Rio Branco n. 117, 2º andar.
 LONDON—River Plate House, Finsbury Circus, E. C.

LONDON AND BRAZILIAN BANK, LIMITED.

ESTABLISHED 1862

Capital	£2,500,000
Capital paid up	£1,250,000
Reserve Fund	£1,400,000

HEAD OFFICE 7, TOKENHOUSE YARD, LONDON, E.C.
 BRANCH OFFICE IN RIO DE JANEIRO 19, RUA DA ALFANDEGA
 PARIS BRANCH 5, RUE SCRIBE, PARIS

Draws on Head Offices and following branches: Lisbon, Oporto, Manaus, Para, Maranhão, Ceara, Pernambuco, Bahia, Santos, S. Paulo, Curitiba, Rio Grande do Sul, Porto Alegre, Pelotas, Montevideo, Buenos Aires, Rosario de Santa Fé, Paris and New York (Agency).

Also on the following Bankers:—Messrs. Glyn Mills, Currie and Co., London; Societé Générale, Paris and Branches; Credito Italiano, Italy; Hongkong and Shanghai Banking Corporation, India, China and Japan; Crédit Lyonnais and Anglo-South American Bank, Ltd., Spain; Branches of the Banco de Portugal, Portugal.

CORRESPONDENTS.

The Bank has Agents or Correspondents in all the principal ports and cities of Brazil, Uruguay, Argentina, United States & Europe.

THE BRITISH BANK OF SOUTH AMERICA, LTD.

HEAD OFFICE: 4 MOORGATE STREET, LONDON, E.C.

Capital	£2,000,000	Idem Paid Up	£1,000,000	Reserve Fund	£1,000,000
---------------	------------	--------------------	------------	--------------------	------------

Office in Rio de Janeiro { Rua Primeiro de Março 45 and 47
 { Rua Buenos Aires 1, 3, 5 and 7

Branches at:—MANCHESTER, SÃO PAULO, BAHIA, BUENOS AIRES, MONTEVIDEO and ROSARIO.

Correspondents in Aracaju, Bagé, Bello-Horizonte, Ceará, Curitiba, Corumbá, Florianopolis, Joinville, Laguna, Maceió, Maranhão, Manáos, Natal, Pará, Parahyba do Norte, Parnahyba, Pelotas, Porto Alegre, Rio Grande, Santa Maria, Santos and Victoria.

Draws on its Head Office in London; The London Joint City & Midland Bank, Ltd., London; Barclay's Bank, Ltd., and all principal towns in the United Kingdom; Messrs. Heine & Cie., Paris; Messrs. Cox & Co., (France) Ltd., Paris, and all the principal towns in France; Banca Belinzaghi, Milan; Banca Italiana di Sconto, Genoa, and all the principal towns in Italy; Messrs. E. Sainz e Hijos and Messrs. Garcia Calamarte & Co., Madrid, and all the principal towns in Spain.

Also draws on The Bank of New York, N.B.A., New York; on South Africa, on the principal towns in India and Japan; on Australia and New Zealand.

Opens Current Accounts and Savings Bank Accounts.

Receives Deposit at Notice or for Fixed Periods.

**ISSUES LETTERS OF CREDIT; ALSO CIRCULAR LETTERS OF CREDIT AVAILABLE IN ALL PARTS OF THE WORLD
 TRANSACTS EVERY DESCRIPTION OF BANKING BUSINESS**

THE LEOPOLDINA RAILWAY COMPANY LIMITED.

Central Office, RUA DA GLORIA, 36 — Telephone: 2404 Central

Cable Address: LATESCENCE

==== Rio de Janeiro ====

Direct communication between Rio de Janeiro and Victoria, Espirito Santo, State of Minas, etc. 1,823 miles of line.

TERMINAL STATIONS: NICTHEROY AND PRAIA FORMOSA.

TRAINS LEAVE FOR THE INTERIOR:—

NICTHEROY.

- 8.30 Express—Campos, Miracema, Itapemirim, Porciuncula and branch lines, daily.
- 7.00 Express—Friburgo, Cantagallo, Macuco and Portella, daily
- 7.45 Mixed—Macahé, Tuesdays, Thursdays and Saturdays.
- 9.40 Mixed—Friburgo and Cantagallo, Mondays, Wednesdays and Fridays.
- 5.35 Passeio—Friburgo, Saturdays and when announced.
- 16.15 Mixed—Rio Bonito, daily. Wednesday to Capivary.
- 21.00 Night Express—Campos, Itapemirim and Victoria, Mondays and Fridays, sleepers and restaurant cars. Electric illumination and ventilation. Single fare, 48\$900; Upper Berth, 10\$000; Lower Berth, 15\$000. Return fare, 74\$400. Lunch and dinner served during journey.

PRAIA FORMOSA:—

(Summer) From 1st November to 30th April.

- 6.00 Express—Petropolis, Entre Rios, Ubá Ponte Nova, Porto Novo, Cataguazes, Santa Luzia and branch lines, daily.
- 7.30 Express—Petropolis, Sundays and Holidays only.
- 8.30 Express—Petropolis, daily.
- 10.25 Express—Petropolis, Sundays and Holidays only.
- 13.35 Express—Petropolis, daily, except Sundays and Holidays.
- 15.50 Express—Petropolis and Entre Rios, daily.
- 16.20 Express—Petropolis, daily, except Sundays and Holidays
- 17.50 Express—Petropolis, daily.
- 20.00 Express—Petropolis, daily.

EXCURSIONS SPECIALLY RECOMMENDED.

Petropolis—2,700 feet above sea level, magnificent climate, beautiful views during trip; 1 hour, 40 minutes. 1st class return, 1\$800. Stone ballast; no dust. 6 trains per day.


Friburgo—2,800 feet above sea level. 3 hours, 25 minutes by passeio train. Fare, 10\$800 1st class return (Saturday to Monday).

DELIVERY AT RESIDENCE.—A regular service of delivery at residence in Rio de Janeiro, Nicttheroy, Friburgo, Campos, and Petropolis is maintained by the Company, by which parcels may be despatched direct from any address in one of the above mentioned cities to any of the others with the minimum of trouble and at moderate rates. For further information vide "Guia Geral Horarios" issued by the Company twice a year or apply to any Agency or station in Rio or in the interior

LAMPORT & HOLT LINE

Mail and Passenger Service Between
NEW YORK, BRAZIL AND RIVER PLATE

Sailings for
NEW YORK:-
"VASARI"
 6th. October
"BYRON"
 20th. October



Sailings for
NEW YORK:-
"VESTRIS"
 25th. October
"VAUBAN"
 End November

Cabins de Luxe and Staterooms with one, two or three beds and bath-room.

All steamers fitted with Wireless Telegraphy, Laundry, Gymnasium etc.

FOR FURTHER PARTICULARS, APPLY TO

The Agents, **NORTON, MEGAW & Co. Ltd.**, Praça Mauá
 Telephone No. 47 -- RIO DE JANEIRO -- P. O. BOX 34
 Santos.-F. S. HAMPSHIRE & Co. Ltd., P. O. B. 10.-São Paulo-F. S. HAMPSHIRE & Co. Ltd., P. O. B. 32
 Bahia F. STEVENSON & Co., Ltd.

DEN NORSKE SYD-AMERIKA LINJE

(The Norwegian South America Line)
 REGULAR SERVICE BETWEEN

NORWAY—
 —BRAZIL

FOR EUROPE :—

BAYARD—BEGINNING OCTOBER.
 RIO DE JANEIRO—END NOVEMBER.



—NORWAY
 RIVER PLATE

FOR RIVER PLATE :—

KNUT JARL—BEGINNING OCTOBER.
 SALONICA—END OCTOBER.
 RIO DE JANEIRO—END OCTOBER.

For further particulars apply to :—

Rua S. Pedro 63-sob., Rio de Janeiro.
 Rua 15 de Novembro 172, Santos.

FREDRIK ENGELHART - Agent. -

REDERIAKTIEBOLAGET NORDSTJERNAN

Johnson Line

FLEET: 26 STEAM AND MOTOR SHIPS; TOTAL TONNAGE, 120,000. IN CONSTRUCTION: 53,800 TONS.
 Regular Service between:—Sweden, Norway-Brazil. Sweden, Norway-River Plate. Sweden, Norway-Chile and Peru.
 Sweden, Norway-North Pacific, and vice-versa.

NEXT SAILINGS FROM RIO:—

FOR EUROPE:—
 s.s. LAO—beginning of October for Sweden. m.s. KRONP. MARGARETA—mid-October for Norway & Sweden
 m.s. BALBOA—2nd half of October for Sweden and Finland.

FOR RIVER PLATE:— s.s. OSCAR FREDRIK—middle of October.

For further particulars apply to the Agent:—

LUIZ CAMPOS — 44, RUA VISCONDE INHAUMA. 44, RIO DE JANEIRO.
 PRAÇA DA REPUBLICA 22, SANTOS.

Wileman's Brazilian Review

A WEEKLY JOURNAL OF TRADE AND FINANCE

VOL. 10

RIO DE JANEIRO, WEDNESDAY, 22nd. October, 1919

No. 17



THE RIO DE JANEIRO FLOUR MILLS & GRANARIES, LIMITED.

TELEGRAMS:
"Epidermis"

GENERAL TELEPHONE: 1450 NORTE
SALES DEPARTMENT 165

POST OFFICE BOX
No. 486

Flours Mills: RUA DA GAMBÔA No. 1
DAILY PRODUCTION 15,000 BAGS.

Cotton Mill — Rua da Gambôa, No. 2
450 LOOMS. DAILY PRODUCTION 27,000 METRES.

HEAD OFFICE — 48. MOORGATE ST. — LONDON E. C.

BRANCHES

Buenos Aires
CALLE 25 DE MAYO 158 (3er PISO)

Rosario
660 CALLE SARMIENTO

SÃO PAULO: Rua Boa Vista, 13.

AGENCIES

Victoria, Bahia, Pernambuco, Ceará, Curityba, Florianopolis, Rio Grande,
Pelotas & Porto Alegre.

The Mill's marks of flour are:

"NACIONAL"

"BUDA-NACIONAL"

"SEMOLINA"

"BRAZILEIRA"

"GUARANY"

AND FOR SUPERIORITY
HAVE BEEN AWARDED

Gold Medal Paris 1889.

First Prize Brazil St. Louis 1904.

First Prize Turin 1911.

First Prize Brazil 1908

First Prize Brussels 1910

OFFICES — RUA DA QUITANDA, 108 — RIO DE JANEIRO.

BRAZILIAN WARRANT COMPANY, LIMITED.

HEAD OFFICE: Brazil House, 2 Great St. Helens, London, E. C.

Authorized Capital.....	£ 1,000,000
Capital Paid up.....	998,650
Reserve Fund.....	200,000

Branches at: SANTOS, RIO DE JANEIRO and SÃO PAULO


Agencies at: CAMPINAS, JAHU' and SÃO CARLOS DO PINHAL.

Conducts a general consignment and commission business. Makes a
speciality of advances against Coffee, Sugar, Cereals & general merchandise.
Custom-House Clearing Agents

LLOYD BRASILEIRO

Brazilian Steamship Line

Regular service of mail steamers
between Brazil, United States,
Europe, River Plate and
Pacific Ports.



Frequent service of cargo boats
to and from all principal
Brazilian ports

SUPERIOR PASSENGER ACCOMMODATION — WIRELESS TELEGRAPHY.

SAILINGS

For the United States

For Europe

BENEVENTE—will sail on 30th October for Bahia, Pernambuco, S. Vincent, Madeira, Lisbon, Leixões, Havre, Antwerp, and Rotterdam.

For the River Plate

FLORIANOPOLIS—will sail on 30 October for Santos, Paranagua, Antonina, S. Francisco, Itajahy, Florianopolis Rio Grande and Montevideo.

MACAPA—will sail on 24th October for Santos, Paranagua, S. Francisco, Rio Grande, Montevideo and Buenos Aires.

For North of Brazil

ACRE—will sail on 24th October for Victoria, Bahia, Macelo, Pernambuco, Cabedello, Natal, Ceara, Maranhão, Para, Santarem, Obidos, Itacoatiara and Manaus.

ARRIVALS

From United States

FOR FURTHER PARTICULARS APPLY TO THE OFFICES OF THE COMPANY.

Cargo per passenger steamers will be received only up to two days before sailing

DATE OF SAILINGS ON APPLICATION

For further particulars refer to advertisements in Daily Papers, or apply to the Head Offices:—

LLOYD BRASILEIRO, PRAÇA SERVULO DOURADO (BETWEEN OUIDOR & ROSARIO) RIO DE JANEIRO

CABLE ADDRESS:—"LLOYD"

DIRECTORIA—RIO

AGENCIES—"BRASILOYD"

CODES USED:—

A.B.C. 5th Ed., STANDARD,
UNION, SCOTT'S, WATKINS,
RIO, AND PRIVATE P.

BRITISH TRADE CORPORATION

INCORPORATED BY ROYAL CHARTER.

13, Austin Friars, London, E.C.2.

Telegrams:—TRABANQUE, London.

CAPITAL:—Authorized, £10,000,000 Subscribed and Paid-up, £2,000,000.

DIRECTORS.

THE LORD FARINGDON—Governor.

ARTHUR BALFOUR
Chairman, Arthur Balfour & Co., Ltd., Sheffield).

SIR VINCENT CAILLARD
(Director, Vickers, Ltd).

F. DUDLEY DOCKER, C.B.
(President of the Federation of British Industries).

SIR ALGERON F. FIRTH, Bart.
(President of the Association of Chambers of Commerce, and Chairman, T. F. Firth & Sons, Ltd., Brighouse, Yorks)

W. H. N. GOSCHEN
(Fruhling & Goschen, Merchants).

THE RIGHT. HON. F. HUTH JACKSON
(Frederick Huth & Co., Merchants)

PIERCE LACY
(Director, Metropolitan Carriage, Wagon and Finance Co., Ltd., Saitley).

LENNOX B. LEE
(Chairman, Calico Printers Association, Ltd., Manchester).

LAMBERT W. MIDDLETON, J.P.
J. H. B. NOBLE
(Director, Sir W. G. Armstrong, Whitworth & Co., Ltd., Newcastle-upon-Tyne).

SIR WILLIAM B. PEAT
(W. B. Peat & Co., Chartered Accountants).

R. G. PERRY, C.B.E.
(Chairman, Chance & Hunt, Ltd., Chemical Manufacturers, Oldbury).

SIR HALLEWELL ROGERS
(Chairman, Birmingham Small Arms Co., Ltd., Birmingham)

SIR JAMES HOPE SIMPSON
(General Manager, Bank of Liverpool, Ltd).

HAROLD E. SNAGGE
(Edward Boustead & Co., East India Merchants).

H. H. SUMMERS
(Chairman, John Summers & Son, Ltd., Shotton, Chester.)

MANAGER

A. G. M. DICKSON.

CORRESPONDENT:

AGENTS:

LONDON & BRAZILIAN BANK LTD.

The Corporation is prepared to grant financial facilities up new channels for enterprise. It invites enquiries and will warrants and other securities and is prepared to assist in opening for the development of trade. It will make advances against place at the disposal of correspondents expert advice in connection with business of all kinds. Special facilities granted to industrial and commercial undertakings.

30-2-9

LLOYD NACIONAL

SOCIEDADE ANONYMA

Fully Paid Capital. Rs. 8,000,000\$000

Cable Address: NACIONAL—RIO Post Office Box 1254 : AVENIDA RIO BRANCO, 106-108

Telephones NORTE 114 & 4141

Codes: — Scotts Code, 10th Edition; Lieber s, A.B.C., 5th Edition and Bentley's.

REGULAR LINE OF STEAMERS TO MARSEILLES, GENOA
AND OTHER MEDITERRANEAN PORTS.

FITTED WITH MARCONI'S WIRELESS TELEGRAPH.

FLEET:

t.s.s. Europedw	6,000 tons	◇	s.s. Victoriadw	2,800 tons
t.s.s. Asiadw	6,000 "	◇	s.s. Guanabaradw	1,500 "
s.s. Belemdw	4,500 "	◇	Pernambuco (sailer)dw	1,800 "
s.s. Marnedw	4,000 "	◇	UNDER RECONSTRUCTION:		
s.s. Piavedw	4,000 "	◇	Natal (marine engines)dw	3,500 tons
t.s.s. Campeirodw	4,000 "	◇	Cabo Verde (marine engines)dw	2,000 "
t.s.s. Campinasdw	2,800 "	◇	Antonina (oil engines)dw	2,400 "
s.s. Rio Amazonasdw	2,200 "	◇	Brasil and Italia, auxiliary schooners.		

UNDER CHARTER: s.s. Neuquendw 2,100 tons

General Agents at Rio de Janeiro & Santos:—
" " in Europe :—
" " " Genoa :—

SOCIEDADE ANONYMA MARTINELLI
LAMBERT BROTHERS LTD. LONDON
COMPAGNIE COMMERCIALE MARTINELLI P.

OSAKA SHOSEN KAISHA LIMITED—OSAKA MERCANTILE S.S. CO. LD.

OSAKA, JAPAN.

REGULAR SERVICE BETWEEN BRAZIL, ARGENTINA, SOUTH AFRICA, SINGAPORE, HONG KONG, CHINA, JAPAN AND VLADIVOSTOCK.

EXCELLENT FIRST AND THIRD CLASS ACCOMMODATION

Future Sailings from Rio de Janeiro:—

s.s. TACOMA MARU, for Japan, via South Africa, Singapore, China, etc., about second half of November.
s.s. HAWAII MARU, for New Orleans, about beginning December.

WILSON, SONS & CO., LIMITED.

Avenida Rio Branco, No. 37, RIO DE JANEIRO. P.

HOPKINS, CAUSER & HOPKINS

Partners: DANIEL E. CAUSER, CHARLES CAUSER & WILLIAM J. CAUSER

BIRMINGHAM:—48, St. Paul's Square; LIVERPOOL:—17, Sweeting Street, ENGLAND.

GENERAL MERCHANTS, IMPORTERS AND EXPORTERS OF
Machinery, Hardware, China, Drugs, Paints, Sanitary Ware, Agricultural Implements, Dairy
and Poultry Requisites, etc., etc.

EXPORTERS OF BRAZILIAN PRODUCE

BRAZILIAN BRANCHES:

RIO DE JANEIRO: Rua Municipal, 22 —:— STATE OF MINAS: S. João d'El-Rey (E. F. O. M.)



Remington

A preferida por mais de dois
milhões de dactylographos em
todos os paizes do mundo.



O novo modelo 10 possui melhoramentos
que não se encontram em nenhuma outra
machina.

Venda em prestações suaves.

Casa Pratt RIO DE JANEIRO

TANCREDO PORTO & Co.

CASA BRAZILEIRA.

BANKERS. COMMISSION AGENTS. IMPORTERS.

Drafts drawn on all the principal cities of Europe, North
and South America.

Exporters of Rubber, Nuts, Cocoa and Hides.
MANAOS, BRAZIL

22-19-5

ANGLO-SOUTH-AMERICAN CENTRAL DEPOT AND CLUB

(Including Central America and Mexico)
Nº 1, QUEEN'S GATE, LONDON, S. W., ENGLAND.

Established for the welfare of Anglo-South Americans
who have joined H.M.'s Forces. Red Cross gifts, bandages,
etc., received and distributed. Names and addresses
solicited. Anglo-South Americans are earnestly requested
to contribute.

Remittances to A. E. Steel, O.B.E., Hon Treasurer.

Note.—Running in sympathetic co-operation with The
Committee for the River Plate Contingent.

S. McLAUCHLAN & Co.

67, RUA SÃO PEDRO, 67
RIO DE JANEIRO.

ENGINEERS, IMPORTERS & MANUFACTURERS OF OXYGENIGAS

OXYGEN FACTORIES IN RIO DE JANEIRO & JUNDIAHY (STATE OF SÃO PAULO)

Stock kept of Electrical Machinery, Salamander Cruobles, Pumps, Air Compressors, Engine Packing, etc.

Undertake the supply and erection of Machinery of all sorts.

AGENTS FOR THE

LIVERPOOL & LONDON & GLOBE INSURANCE CO., Ltd.

TELEGRAMS:
MACAM-RIO

Telephones (Norte 1234
Norte 5995
Villa 1427

HIME & Co.

52, Rua Theophilo Ottoni, 52

TELEPHONE 398.

Depositos: RUA DA SAUDE 76, e THEOPHILO OTTONI 47

Importadores de Ferro, Ferragens, Tintas, Oleos, e artigos concernentes.

Fabricantes de canos de chumbo, de pontas de Paris, ferraduras, ferros de engommar, fogões, fogareiros, panellas, balanças, louças de ferro, estanhado e esmaltado, chapas para fogões, moendas, pesos de ferro e de latão, caixas d'agua, etc.

UNICOS AGENTES DO COALHO "MINERVA."

Depositarios da acreditada enxada "PARASOL."

RIO DE JANEIRO

249-B

CONTINENTAL PRODUCTS COMPANY

BEEF AND PORK PACKERS

São Paulo—Brazil

BONES	HORNS	GAS INGS	FERTILIZERS
PORK PRODUCTS	HIDES	TALLOW	
OLEO STOCK	CANNED MEATS	LARD	

EXPORTERS OF ALL PRODUCTS OF A MODERN PACKING HOUSE REPRESENTED IN PRACTICALLY ALL IMPORTANT FOREIGN CITIES

WILSON & CO—CHICAGO, ILL., U. S. A.

Wilson & Co.
Havana—Cuba,

Wilson Commission Co.
Via XX Settembre n. 42,
Genoa—Italy.

Archer & Co.
58, West Smithfield
London—England.

Wilson Commission Co.
P. O. Box 356.
Rotterdam—Holland.

British American Products Co.
Victoria Wharf
Birkenhead—England.

Wilson Commission Co.
51, Rue Jean Jacques Rousseau
Paris—France.

Wilson & Co.
15, Temple Street
Liverpool—England.

Wilson & Co.
New Hibernia Chambers.
London—England.

Cables: "SCANDIA." ALL CODES USED.

MARTINIUSON & BLOMBERG

RIO DE JANEIRO

SANTOS

SÃO PAULO

RUA SÃO PEDRO 63/65.

RUA SANTO ANTONIO 37.

RUA LIBERO BADARÓ 136

BUENOS AIRES: SAN MARTIN, 333.

Cables: "Transocean."

IMPORT—EXPORT.

Chartering, Norwegian Shipowners and Underwriters Representative.

GENERAL REPRESENTATIVES OF THE TRANS-OCEANIC TRADING CO., LTD.

KRISTIANIA — NEW YORK.

THE WESTERN TELEGRAPH COMPANY, LIMITED.

THE ONLY DIRECT ROUTE WITH SOUTH AMERICA UNDER ONE MANAGEMENT.

Cable Stations in South America.
WESTERN TELEGRAPH COMPANY
 Pará (Travessa Campos Salles 1).
 Maranhão (Avenida Maranhense, 17).
 Ceará (Rua Floriano Peixoto, 4).
 Pernambuco (Praça Gen. Arthur Oscar).
 Bahia (Rua Conselheiro Dantas, 1).
 Rio de Janeiro (Avenida Rio Branco, 117).
 Santos (Largo Senador Vergueiro).
 Santa Catharina (P. 15 de Novembro, 10).
 E. Grande do Sul (E. Andrade Neves, 18).
Uruguay:
 Montevideo (Calle Cerrito, 449).
RIVER PLATE TELEGRAPH CO.
Argentina:
 Buenos Aires 333 Calle S. Martin, 337.
WEST COAST OF AMERICA
TELEGRAPH COMPANY
Chili:
 Arica, Pisagua, Iquique, Antofagasta, La Serena, Coquimbo, Concepcion, Coronel, Talcahuano.
 Valparaiso (Calle Prat, 69 Antiguo, 211 Nuevo).
 Santiago (Calle Huerfanos, 853).
Peru:
 Callao, Lima e Mollendo.



Cable Stations in Europe and South America:
EASTERN TELEGRAPH COMPANY
 London: 11, Old Broad Street, E.C.
 Liverpool: K 13, Exchange Buildings.
 Manchester: 44, Spring Gardens.
 Birmingham: 128, Colmore Row.
 Bradford: 4, Commercial Street.
 Glasgow: 5, Royal Bank Place.
 Newcastle-on-Tyne: K Exchange Buildings, Quayside.
 Cardiff: 33, Merchant's Exchange, Butte Docka.
 Madrid: Calle de la Puebla, 14.
 Marseilles: Hotel des Postes.
 Malta: Central Station, St. George's.
 Rome: 28, Via Venti Settembre.
COMMERCIAL CABLE COMPANY
 New York: Commercial Cable Building.
 Boston: 112, State Street.
 Halifax, Nova Scotia: 201, Hollis Street.

PLEASE MARK YOUR TELEGRAMS:—

From South America to all Places:		To South America:	
BRAZIL	Via Western.	GREAT BRITAIN	Via Eastern-Madeira
URUGUAY	Via Madeira.	FRANCE —Paris, North England-Madeira
ARGENTINA	Via Rio de La Plata.	.. —South Malta-Madeira
PARAGUAY	" " " " "	GERMANY Emden-Vigo-Madeira
CHILI:		BELGIUM Eastern-Madeira
Punta Arenas	" " " " "	HOLLAND Emden-Vigo-Madeira
All other places	" Eastern.	ITALY Malta-Madeira
PERU Cabo «West Coast»	SPAIN Eastern-Madeira
BOLIVIA	" " " " "	PORTUGAL St. Vincent
		NORTH and CENTRAL AMERICA	
		and WEST INDIES etc. Commercial

AGENCIES: PARIS: 37, Rue Caumartin. — PORTO ALEGRE: H. G. Hallawel, Rua dos Andrades, 54.
HEAD OFFICES OF THE COMPANY: ELECTRA HOUSE, FINSBURY PAVEMENT, LONDON, E.C.

Banque Française & Italienne pour l'Amerique du Sud

Head Office: PARIS, Avenue de l'Opéra 41

CAPITAL FULLY PAID: Frs. 50.000.000 — RESERVE: Frs. 25.393.537,87

BRANCHES IN BRAZIL: São Paulo, Rio de Janeiro, Porto Alegre, Santos, Curitiba.

AGENCIES IN BRAZIL: Ribeirão Preto, S. Carlos, Botucatu, Espirito Santo do Pinhal, Mocóca, S. José do Rio Pardo, Jahú, Ponta Grossa, Araraquara and Caxias.

BRANCH IN BUENOS-AYRES: Cangallo, esq. 25 de Mayo.

GENERAL AGENTS IN BRAZIL AND ARGENTINA FOR: The London City & Midland Bank, Ltd., London.
 Banca Commerciale Italiana, Milan. Société Générale pour Favoriser, etc., Paris.

Official Correspondents of the French & Italian Treasuries and of the Swiss Federal Postal Authorities.
FOREIGN BANKING IN ALL ITS BRANCHES

NIPPON YUSEN KAISHA.

JAPAN MAIL STEAMSHIP Co.

Regular Service of High Class Steamers between ports of BRAZIL, ARGENTINA, SOUTH AFRICA, CHINA, JAPAN AND VLADIVOSTOCK.

s.s. HAKATA MARU, expected Mid-October.

For Cargo apply to:—
Mr. GUMMING YOUNG, Rua Candelaria 44.

For further particulars apply to the Agents:—

MORTON MEGAW & CO., LTD.

RUA DA SAUDE 29. RIO DE JANEIRO.

FONSECA, ALMEIDA & C.

IMPORTERS OF

GENERAL HARDWARE, PAINTS, VARNISHES, OILS, LUBRICANTS. MACHINERY.—HEAVY CHEMICALS. RAILWAY, CONTRACTORS AND MARINE SUPPLIES.

RUA 1º DE MARÇO, 75 & 77
Rua General Camara, 19

Depôt: Rua Camerino, 64.

Telephone: Norte 962.

Cables: "Calderon." P.O.B. 422.

PRODUCE & WARRANT COMPANY

(Société Anonyme Belge)

AGENTS FOR THE

ROYAL BELGIAN LLOYD

AND

S. A. MOLINOS HARINEROS Y ELEVADORES DE GRANOS

(Belgian Company)

Proprietors of the "MOLINOS RIO DE LA PLATA", Buenos Aires

Imports and Exports

COFFEE, CEREALS, WHEAT FLOUR, ADVANCES AGAINST MERCHANDISE, INSURANCE AND SHIPPING

PRODUCE & WARRANT COMPANY

Head Office: ANTWERP, Belgium

BRANCHES IN BRAZIL

Rio de Janeiro: Avenida Rio Branco 45, 47, 49, 2nd floor
 Santos: Rua Santo Antonio 25.
 São Paulo: Rua Alvares Penteadó 35.
 Bahia: Rua S. João.

OTHER BRANCHES:

Buenos Aires, New York, New Orleans, Amsterdam, Genoa, Havre, London, Milan, Havana.

Agents in the Federal District for the

Companhia Americana de Seguros

Head Office: S. PAULO
 Capital 2,500 contos

Marine, Fire and Transit Insurance

Telephone Norte 1987

FLEET OF THE ROYAL BELGIAN LLOYD

STEAMERS	Tons. Dw.	STEAMERS	Tons. Dw.
Algerier	5,100	Itahier	3,500
Australier	8,100	Keltier	8,130
Anglier	5,500	Lieut. J. Laurent	6,000
Arabier	6,500	Londonier	8,130
Belgier	8,130	Lombardier	2,400
Belgica	8,130	Menapier	8,130
Brabandier	6,000	Morinier	7,000
Bretanier	6,900	Nipponier	3,000
Caledonier	8,130	Norwandier	7,200
Canadier	7,000	Pctaganier	7,200
Erinier	6,600	Peruvier	8,110
Colombier	3,200	Rogier	5,500
Eglantier	8,110	Remier	5,500
Erinier	7,400	Scaldier	5,052
Flandier	6,600	Scattier	6,000
Frankier	6,600	Scottier	5,052
Gallier	8,130	Tongrier	5,052
Gallacier	3,000	Tunisier	5,100
Helvetier	2,400	Ubiar	4,800
Indier	8,110		

General: Norte 1837.
 Coffee and Cereals: Norte: 5205
 Wheat Flour: Norte 4250.
 Shipping and Insurance: Norte 655.

TELEPHONES

RIO DE JANEIRO: Avenida Rio Branco, 45, 47, 49, 2nd. floor.

A MERCANTIL SUECO-BRAZILEIRA

Sjöstedt & Cia.

84, Rua General Camara, 84

Caixa Postal (P.O. Box) 1924. Telephone: N.986.

IMPORTS — EXPORTS — COMMISSIONS.

SPECIALITIES:

Importers of all classes of Paper and Chemical Products for Industries, Mining and Cereals.

Open to accept representation of Products of National Industry in any State of the Union.

BRANCHES:

S. PAULO, PORTO ALEGRE, BAHIA PERNAMBUCO, AND CAMPOS.

SHORE DEPÔT:

PRAIA DAS PALMEIRAS 2.

TELEPHONE: VILLA 195.

ISLAND DEPÔT:

MOCANGUE GRANDE

(SUL).

GUÉRET'S ANGLO-BRAZILIAN COALING CO., LTD.
 Rio de Janeiro

OFFICE:

AV. RIO BRANCO, 53 & 55.

TELEPHONE: NORTE 3028.

TELEG. ADDRESS: "GUÉRETS."

POST OFFICE BOX 1193.

1-5-1

IMPRESA INGLEZA

ENGLISH PRINTERS

All Kinds of Book and Job Printing and Binding.
 The Only Manufacturers of Loose Leaf Ledgers in Brazil.
 Catalogues on Application

RUA CAMERINO, 61

Caixa Postal (P. O. Box) 1521 — Telephone Norte 1965
 RIO DE JANEIRO

Santelmo
 O Rei dos Sabonetes
 Guiry-Rio.

HARDMAN & CO.

66, RUA DE SÃO PEDRO
RIO DE JANEIRO

IMPORTERS & EXPORTERS

DEALERS IN ALL NATIONAL PRODUCE

Orders accepted for all classes of Merchandise
from Europe, North-America, South-Africa, etc.

AGÊNCIAS ACCEPTED

Agents & Correspondents in all the principal
Cities in Brazil, and in London, Barcelona,
Teneriffe, Cape Town, etc.

P. O. Box No. 182. Telephone Norte 399
Telegrams "HARDMAN"

THE GOUROCK ROPEWORK EXPORT CO., LTD.

RUA PRIMEIRO DE MARÇO, 119

RIO DE JANEIRO

(FACTORIES AT PORT GLASGOW, GREENOCK, LANARK)

Established 1736

SOLE SPINNERS, WEAVERS,
MAKERS & PATENTEES OF

"BIRKMYRE'S"

CELEBRATED WATERPROOF & ROTPROOF.

COTTON & FLAX

CANVAS

for Tents of all descriptions, Tarpaulins
Hatch Covers, Waggon Covers,
Cart Covers.

ROPES, TWINES, CORDS, STEEL WIRE ROPES
COTTON NETS
AND TRAWL NETS ALL AT QUALITY

THE YOKOHAMA SPECIE BANK, LTD.

Established 1880

Authorized Capital _____

Paid up Capital _____

Reserve Fund _____

Yen 100,000,000 or £ 10,800,000

» 48,000,000 or £ 5,200,000

» 25,000,000 or £ 2,725,000

HEAD OFFICE:

YOKOHAMA—JAPAN

Branch Office in Rio de Janeiro: RUA DA CANDELARIA, 23 (Corner of Rua General Camara)

Telephones:- Norte 3.108 and 4.105 -- Caixa Postal (P. O. Box) 380

Exchange transactions, purchase and sale of foreign drafts, letters of credit, deposits, discounts, and all classes
of banking business

Having branches and agents in all parts of the world and with its far-reaching ramifications and large financial
resources, the Bank is able to afford customers every advantage and facility in the conduct of operations.

The Rio branch is now opened and at the disposal of clients for business and for information.

WALTER & CO.

143, Rua da Quitanda, 143

RIO DE JANEIRO

London House

Jacob Walter & Co.

Billiter Sq. Buildings.

S. Paulo House

Walter & Co.

Rua 15 de Novembro, 3

**COMMISSIONS, SHIPPING, AND
FIRE & MARINE INSURANCE AGENTS,
PRODUCE MERCHANTS,
ELECTRICAL ENGINEERS.**

WHARTON, PEDROZA & Co

NATAL

Estado do Rio Grande do Norte — Brazil

COTTON MERCHANTS

IMPORTERS & EXPORTERS

AGENTS:— New York & Cuba Mail
Steamship Co.

WARD LINE

COTTON COMPRESSORS & WAREHOUSES
NATAL

Cables "WHARTON", NATAL

Codes: — Ribeiro — A. B. C. 5th — Leibers's
— Bentley's.



**SOLID TYRES
FOR HEAVY COMMERCIAL
VEHICLES**

THE
CAPA-
CITY TO
RESIST
WEAR IS
SOMETHING; THE CA-
PACITY TO ABSORB
VIBRATION IS IMPOR-
TANT; BUT THE COMBI-
NATION OF THE TWO IN

**DUNLOP SOLID
RUBBER TYRES**

IS THE ACME OF SOLID
TYRE CONSTRUCTION

FOR PRICE LISTS AND
DISCOUNTS APPLY TO

**THE DUNLOP PNEUMATIC
TYRE CO. (South America), Ltd.**

243 and 245
AVENIDA RIO BRANCO

Telephone: 775 Central
Telegrams: DUNLOP RIO
RIO DE JANEIRO

JESSOURON IRMÃOS & Co.

COFFEE AND CEREAL MERCHANTS.

Caixa Postal (P.O. Box) 1751. Telephone: Norte 3186.

RUA SÃO BENTO 16, RIO DE JANEIRO.

BRANCH OFFICES:

SANTOS: Rua 15 de Novembro, 88.

S. PAULO: Rua 15 de Novembro, 26—1st floor.

NOTICE.

Sole Advertising and General Agents in the United States for
Wileman's Brazilian Review :

**MORSE INTERNATIONAL AGENCY,
449 Fourth Avenue, New York.**

WILEMAN'S BRAZILIAN REVIEW.

OFFICES: 61 RUA CAMERINO.

P. O. BOX—1521. Tel. Address—REVIEW.

Subscription: £5 per annum.

Single copies supplied to subscribers only.

AGENTS:-

Rio de Janeiro—

Crashley & Co., Rua do Ouvidor, 38.

São Paulo—

Hildebrand & Co., Rua 15 de Novembro

London—

C. Street & Co., Ltd., 30 Cornhill, E.C.

New York—

Sole Agents: Morse International Agency, 449 Fourth Avenue.

RIO CAPE LINE, LTD.

Direct cargo services from Rio de Janeiro & Santos to
South and East Africa Ports

THE JAPANESE STEAMER

"HAKATA MARÚ"

WILL LOAD ABOUT END OF THIS MONTH FOR

**Cape Town, Mossel Bay, Port Elizabeth, East London
and Durban.**

For Cargo, apply to:—

CUMMING YOUNG,

Agent for the Rio Cape Line, Ltd.,

44 RUA CANDELARIA 44

RIO DE JANEIRO.

MAIL FIXTURES

FOR EUROPE.



ORBITA, Royal Mail, 29th October.
BALBOA, Johnson Line, Hamburg and Gothenburg, 29 October.
BENEVENTE, Lloyd Brasileiro, 30th October, Havre, etc.
HIGHLAND PIPER, Royal Mail, 31st October.
HIGHLAND LADDIE, Royal Mail, 5th November.
HERSCHEL, Lamport & Holt, Leixões, 9th November.
DARRO, Royal Mail, 16th November.
DESNA, Royal Mail, 20th November.
ANDES, Royal Mail, 6th December.
DESEADO, Royal Mail, 6th December.

FOR RIVER PLATE AND PACIFIC

OSCAR FREDRIK, Johnson Line, 23rd October.
INDIANA, Italia-America, 27th October.
DARRO, Royal Mail, 30th October.
HIGHLAND GLEN, Royal Mail, 30th October.
DESNA, Royal Mail, 3rd November.

FOR THE UNITED STATES.

BYRON, Lamport and Holt, 22nd October.
VETRIS, Lamport and Holt, 3rd November.

FOR SOUTH AFRICA AND FAR EAST

HAKATA MARU, Nippon Yusen Kaisha, 29th October.
TACOMA MARU, Osaka Shosen Kaisha, 2nd half November.

WANTED.—An English Governess to take charge of a girl
of 8 years.—Apply Praia de Botafogo 220, Rio de Janeiro.

THE ROYAL BANK OF CANADA

(Incorporated 1869.)

HEAD OFFICE MONTREAL, CANADA.

Authorised Capital	\$25,000,000.00	Reserve Fund	\$16,367,150.00
Paid-up Capital	\$16,084,300.00	Total Assets, over	\$463,000,000.00

Rio de Janeiro Branch — Avenida Rio Branco, 66-74

TELEPHONE: NORTE 6217.

Besides its own Branches, nearly 600 in number, including New York, London, Paris, Barcelona, Havana, Vladivostock, Buenos Aires, Montevideo, and other important centres, and Correspondents elsewhere, the Bank draws on the Bank of Scotland in Great Britain, and on the London County Westminster & Parr's Bank, Ltd., this latter being a large shareholder of The Royal Bank of Canada, this connection thus ensuring very close working arrangements.

Credits opened abroad for Imports. Advances to exporters against Warrants and Shipping Documents.

Discounts, Loans, Deposits at Sight, at Fixed Dates, with prior advice, and in Current Account. Inland and Foreign Collections, Purchase and Sale of Bills of Exchange.

Information furnished to Exporters with regard to markets and buyers abroad.

NOTES

Reported Sale of ex-German Steamers to France. The New York "Journal of Commerce," "Nauticus" and other American papers report the sale of 27 of the 30 boats chartered by the Brazilian Government to France aggregating 148,781 gross tons, at the price of £2,380,496, on the basis of £16 per ton gross register.

At the same time details of sale of British vessels, of which 40 standard steel "war" type, aggregating 216,440 tons and 7 wooden steamers aggregating 20,300 tons, were reported to have been sold to the French Government for £7,500,000, an average of £31.8 per gross ton.

These steamers compare with the ex-German as follows:—

Ex-German		British	
No.	Gross tons each.	No.	Gross tons each.
1	12,350	4	9,000
1	9,467	12	8,000-8,800
1	8,235	1	6,800
4	6,569-6,872	1	5,025
6	5,099-5,970	1	4,900
8	4,238-4,801	19	3,000-3,400
6	3,081-3,797	8	2,350-2,900
—	—	1	1,850
27	—	47	—

It is difficult to believe that, under any possible circumstances, the Brazilian Government will consent to dictation in such a matter, much less to the sale of splendid boats like the Blucher and Cap Vilano for less than half the price paid for untried British "standard" boats.

By entering into the agreement with the Brazilian Government in 1917 for charter of the 30 ex-German boats, under the Brazilian flag and command of Brazilian officers, the French Government implicitly acknowledged Brazilian ownership and sovereign rights.

Either the ships are Brazilian or they are not.

By no possible stretch of imagination could they be classed as French.

So the sooner they are surrendered the better it will be for relations between two nations who have every reason to admire and esteem each other, if only politicians will let them.

Of the 30 steamers leased to France by the Brazilian Government, three, the Maceio, ex-Sant'Anna, 3,739 gross tons; Macapa, ex-Freda Woermann, 2,523 gross tons; and Santos, ex-Santos, 4,555 gross tons; do not appear in the above purchase list, perhaps because they are regarded as the quid pro quo for the 6 Brazilian steamers sunk or captured by German submarines.

Prosperous Canada. Canadian bank statements for July make a new record in savings deposits, the total of which reached \$1,175,092,153, an increase of \$35,500,000 over June figures, this is the more remarkable in view of the big subscription of \$650,000,000 to Victory Bonds.

Canadian banks abroad are also doing a good business as evidenced in the increase of \$54,000,000 in July deposits.

The Vicious Circle. Commenting on the export situation, Governor Harding, of the Federal Reserve Board, maintains that "it is not desirable or practicable to export to European countries, at least, on as large a scale as during the past three or four years, because these countries are unable to settle in cash for so large an adverse trade balance, nor can we (U.S.) continue to extend them credits for so large an amount. It is not desirable because with the limitations upon our production we could not continue to send so large a volume of goods to Europe indefinitely without causing scarcity at home, which would result in even higher prices and more unsettled labour conditions than those which are now giving us so much concern."

Gold and Silver. At the present price of about 61d per oz. for silver with gold at, say, 100s per oz. fine, the real value of silver is 51¼d per oz. with gold at the normal price of 77s 9d per oz standard, for comparison of the actual value of silver with that of former years.

Large shipments of gold, says the "Financial Times," of 12th Sept, continue to be made from America to the East and other quarters, but we now have a free gold market in London and much interest is taken in the South African gold to be disposed of next week.

Not So Bad As Painted. The opinion recently expressed by the Federal Reserve Board that the reconstruction needs of Europe have been exaggerated is shared by L. N. Van Norman, formerly United States Trade Commissioner at Bucharest. Mr. Van Norman has just returned to the U.S., after having travelled all over New Roumania, Hungary, Austria, Poland, Czecho-Slovakia and other parts of eastern and south-eastern Europe.

"While it is very difficult to make a general statement," said Mr. Van Norman, "conditions are not nearly so bad as might be expected. If the people in the countries I visited get through this winter fairly well, they will be on their feet in a measure, although they will not be in satisfactory condition, even relatively speaking, for several seasons. We are not accustomed to looking upon Europe as superior to America in the productivity of its soil."

Much of the land, nevertheless, is very rich. The valley of the Danube is wonderfully fertile. In Serbia the land is almost as good. In Roumania the people can live on a 40 per cent crop. Over much of the country I visited the crops looked well late in May. In Poland the general situation, though bad, is not so bad as believed. Changes of great importance have been wrought by the war, in some instances to the benefit of the countries. Roumania, for instance, which was formerly an agricultural country, with oil in addition, has more than doubled in area and population, and now has lots of minerals. Transylvania is filled with coal, copper, iron, natural gas, mineral waters and wood, especially pine.

"When the political status is cleared and the men are back at labour, there will be improvement. They do not dare to demobilize now. The territorial boundaries must be cleared up first. It is not known where Serbia ends and Roumania begins. Of the former Banat of Temesovar, possibly Roumania should have two-thirds and Serbia one-third, although some argue the other way. The countries are badly disorganised in transportation and currency. Some are as a strong box filled with gold, metaphorically speaking, but with no key. In Hungary the whole currency situation is appalling, with so much debased currency and so many different kinds. In Roumania I found seven different kinds of money, all debased, one did not know whether it stood at six or twenty to the dollar. Hoover and Vanderlip think we must lend them money. They may be right. The thing is to help them get on their feet. In my opinion, if the loans are made they should be based on something substantial in which they are invested—rebuilt transportation or the definite development of trade. In this way the loans will be a benefit to them and to us."—The Wall Street Journal.

Interned German Ships. An evening newspaper in Berlin recently announced that the German cruiser Regensburg is being prepared with a view to bringing back from South America the crews of interned German ships. With reference to this statement, which has also appeared in the British Press, the Admiralty announces that no permission has been given for the Regensburg to proceed to South America under the armistice terms.

Ex-German s.s. Imperator. It is announced that the Cunard Co. has secured the huge liner Imperator, formerly belonging to the Hamburg-America Line, for its Atlantic service.

The Imperator is a quadruple screw turbine steamer of 51,369 tons, and is the third largest ship in the world. She is 882ft long and 98ft 3in beam. She was built at Hamburg in 1912. The Leviathan (formerly the Vaterland) is 54,282 tons, 907ft 6in long, and 100ft 3in beam. She is also a quadruple screw turbine ship, and was built in 1914. A steamer even bigger than these two vessels was building at Hamburg for the Hamburg-America Line when war broke out in 1914. This is the Bismarck, of 56,000 tons, 912ft long and 100ft beam. When she is finished she will have to be surrendered to the Allies.

A Snake's Paradise. Marajo, in the Amazon delta, is "some" island, measuring 15,000 square miles, it is 24 hours distant from Para by sailing boat. The chief industries are fishing and cattle breeding. There are said to be 500,000 head of cattle and 150,000 horses and mules on the island, and would be more were it not for trifling drawbacks, in the phrase of H.B.M. Consul, of "countless snakes and alligators."

Extension of the Paulista Railway. The Paulista Railway has been authorised to construct a branch line of 90 kilometres between Piratinga and the head waters of the river Tibirica.

FOREIGN TRADE

EXPORTS BY ARTICLE.—ORIGIN AND DESTINATION.—II.

Six Months, January-June, 1919.

Exports of Coffee, 6 months, Jan.-June, 1919:—

Bags		Bags	
Manaos	10	Argentina	86,028
Pará	200	Austria	48,000
Maranhao	5	Belgium	309,082
Fortaleza	4,411	Bulgaria	500
Cabedelo	3,507	Chile	4,700
Pernambuco	110,000	Denmark	2,865,006
Maceio	433	United State	2,602,897
Bahia	143,268	France	247,517
Victoria	233,334	United Kingdom	64,900
Rio	1,063,185	U. Kingdom (to order)	69,675
Santos	5,862,536	Greece	201,851
S. Francisco	828	Spain	5,425
Itajahy	62	Canaries	92,147
Florianopolis	844	Holland	189,720
Rio Grande	1	Italy	2
Jaguarao	138	Japan	109,107
Livramento	921	Norway	10
Sta. Victoria	57	Peru	359
Bagé	203	Portugal	21,825
Uruguayana	599	The Cape	25,635
		Gibraltar	1,500
		Malta	32,518
		Algiers	200
		French Guiana	3
		Indo-China	1,000
		Roumania	5,000
		Russia in Asia	57,110
		Russia in Europe	232,129
		Sweden	4,000
		Turkey in Asia	2,000
		Turkey in Europe	11,056
		Uruguay	
Total	7,424,816	Total	7,424,816

	1919	1918	1917	1916
Total in 1,000 bags	7,425	4,486	5,157	4,096
Value in Contos	659,921	171,956	233,770	209,769
Value in £1,000	37,183	9,394	11,840	13,985

Compared with the first half of last year, exports of coffee show the enormous increase of 2,939,000 bags or 65.6 per cent in quantity and still more enormous increase of £27,789,000 or 295.7 per cent in f.o.b. value. This, of course, was the effect of heavy reduction of stocks accumulated during the war, that by 31 December last had reached 9,138,471 bags, but by end of June had been reduced by 3,618,000 to 5,520,000 bags.

96.5 per cent of the 6 months' exports were shipped at the three ports, Rio, Santos and Victoria, 3.4 per cent at Bahia, Pernambuco and Maceio, 0.1 per cent at northern ports from Cabedello to Manaos and 3,653 bags from ports of S. Catharina and Rio Grande do Sul.

Of the total exported during the half year, the U.S. took 33.6 per cent and France 33.7 per cent and Belgium coming third with 4.2 per cent. The U.K. only took 3.3 per cent of the six months' exports, Sweden 3.1 per cent and Italy 2.5 per cent.

48,000 bags were shipped direct to Austria, 500 to Bulgaria, and 6,000 to Turkey.

In spite of the disturbed conditions in Russia, 5,000 bags were shipped to Asiatic ports (Vladivostock) and 57,110 to European Russia, inclusive of Finland.

Exports of Cocoa, 6 months, Jan.-June, 1919:—

Tons		Tons	
Manaos	185	Argentina	86
Itaocatiara	498	Belgium	1,053
Para	2,707	Denmark	1,473
Fortaleza	3	United States	11,448
Bahia	28,283	France	13,309
Rio	709	United Kingdom	2,934
		Holland	970
		Italy	50
		Norway	453
		Sweden	480
		Uruguay	39
Total	32,385	Total	32,385

	1919	1918	1917	1916
Total in tons	32,385	20,572	23,622	10,243
Value in Contos	44,267	17,609	22,273	8,644
Value in £1,000	2,495	965	1,126	576

Compared with the first half of last year, exports show increase of 11,813 tons or 57.4 per cent in volume and of £1,530,000 or 158.4 per cent in f.o.b. value.

Of the total exported during the first half of the current year, 87.3 per cent were shipped at Bahia, 10.5 per cent at the Amazon and 2.1 per cent at Rio de Janeiro.

The best customer for Brazilian cocoa during the first half of the current year was France, who took 41.1 per cent of all our exports, followed by the U.S. with 35.4 per cent; the U.K. took only 9.1 per cent, Denmark 4.5 per cent, Belgium 3.4 per cent, Holland 3 per cent, Norway and Sweden 2.9 per cent each.

Exports of Beans, 6 months, Jan.-June, 1919:—

Tons		Tons	
Rio de Janeiro	1,693	Argentina	3
Santos	20,306	Belgium	60
Rio Grande	152	Cuba	36
Porto Alegre	3,239	United States	16,473
Jaguarao	7	France	4,652
Santa Victoria	4	Italy	4,022
Quaraby	4	U. K. (to order)	13
Livramento	2	Portugal	100
		Russia	8
		Uruguay	
Total	25,407	Total	25,407

	1919	1918	1917	1913
Total in tons	25,407	39,070	63,244	Nil
Value in Contos	9,601	17,801	27,667	—
Value in £1,000	528	976	1,448	—

Compared with the first half of 1918, exports show a lamentable falling off of 13,663 tons or 34.5 per cent and of 37,837 tons compared with the record year 1917.

86.5 per cent of exports were shipped at Rio and Santos and 13.5 per cent at Rio Grande do Sul ports, 84.1 per cent going to France and Italy. There is little demand for this staple now that the emergency created by the war has passed.

Exports of Sugar, 6 months, Jan.-June, 1919:—

Tons		Tons	
Manaos	4	Argentina	5,722
Para	3	France	4
Maranhao	81	United Kingdom	4,368
Pernambuco	15,387	Spain	2,100
Maceio	2,217	Italy	2,160
Bahia	339	Peru	7
Rio de Janeiro	339	Portugal	1,679
Santos	7	Senegal	154
Jaguarao	7	Uruguay	2,586
Sta. Victoria	15		
S. Borja	1		
Total	18,410	Total	18,410

	1919	1918	1917	1913
Total in tons	19,410	40,087	59,329	4,991
Value in Contos	12,591	26,893	26,439	896
Value in £1,000	688	1,472	1,328	60

Compared with the first half of 1918, exports fell off by 21,677 tons or 54.7 per cent, owing to smaller crops and congestion on the railways serving the Campos (Rio de Janeiro) sugar region.

95.6 per cent of exports were shipped at Pernambuco and Maceio and only 1.8 per cent at the ports of Rio and Santos, the production of this district being required for home consumption.

Exports of Rice, 6 months, Jan.-June, 1919:—

Tons		Tons	
Manaos	13	Argentina	3,393
Para	7	France	814
Maranhao	63	French Guiana	4
Rio de Janeiro	8	Italy	—
Santos	1,411	Peru	16
Itajahy	18	Portugal	69
Rio Grande	111	Uruguay	2,214
Pelotas	1,349		
Porto Alegre	2,706		
Jaguarao	9		
Santa Victoria	19		
Livramento	326		
Uruguayana	462		
Itaqui	7		
S. Borja	1		
Total	6,510	Total	6,510

	1919	1918	1917	1913
Total in Tons	6,510	11,879	20,009	36
Value in Contos	4,273	6,908	10,278	18
Value in £1,000	248	375	564	1

Compared with the first half of 1918, exports fell off by 5,369 tons or 45.2 per cent. 76.9 per cent was shipped at ports of Rio Grande do Sul, 21.8 per cent at Rio and Santos and the rest at northern ports.

Argentina and Uruguay were the largest buyers, taking 5,607 tons, as against 10,927 tons for same period last year.

Exports of Indian Corn, 6 months, Jan.-June, 1919:—

Tons		Tons	
Para	535	United Kingdom	2,653
Amapa	1	French Guiana	2
Maranhao	314	Portugal	99
Ilha do Cajueiro	623		
Fortaleza	1,030		
Pernambuco	180		
Maceio	63		
Rio	2		
Santos	6		
Total	2,754	Total	2,754

	1919	1918	1917	1913
Total in tons	2,754	8,038	10,602	Nil
Value in Contos	679	1,847	1,703	—
Value in £1,000	37	102	89	—

Exports, as was to be expected, fell off by 5,284 tons or 65.7 per cent compared with first half of last year. Of the small amount exported, 99.7 per cent was shipped at Pernambuco, other northern and Amazon ports, and only 8 tons at Rio and Santos. 96.3 per cent of shipments went to the U.K.

Exports of Mandioca Meal, 6 months, Jan.-June, 1919:—

Tons		Tons	
Amapa	2	Argentina	286
Para	1,413	France	6,556
Maranhao	1,620	United Kingdom	8,389
Ilha	723	Spain	75
Fortaleza	2,597	Portugal	2,427
Pernambuco	1,314	France Guiana	69
Rio	9,183	Senegal	10
Santos	676	Uruguay	387
Florianopolis	50		
Laguna	16		
Rio Grande	—		
Porto Alegre	300		
Jaguarao	24		
Livramento	45		
Santa Victoria	7		
Uruguayana	188		
Itaqui	18		
S. Borja	22		
Total	18,199	Total	18,199

	1919	1918	1917	1913
Total in tons	18,199	27,995	8,296	2,137
Value in Contos	6,186	11,873	2,125	346
Value in £1,000	341	647	110	23

Compared with the same period last year exports of mandioca meal show shrinkage of 9,797 tons or 35.0 per cent on practical cessation of European demand. 82.1 per cent of the meal was shipped to France and Gt. Britain, mostly during the earlier part of the year in fulfilment of outstanding contracts.

There seems little future for this staple unless price can be considerably reduced, when it is possible that it might be used for industrial purposes if manufactured on the spot.

Of the total of 18,199 tons exported during the year, 54.2 per cent was shipped at Rio and Santos, 42.1 per cent at ports north inclusive of Pernambuco, and only 3.7 per cent at all southern ports. 46.1 per cent of exports went to U.K., 36.0 per cent to France and 13.3 per cent to Portugal.

Exports of Herva Matte, 6 months, Jan.-June, 1919:—

	Tons		Tons
Rio de Janeiro	2	Argentina	21,906
Santos	31	Chile	1,125
Paranagua	14,681	Denmark	1
Antonina	3,356	United Kingdom	1
Foz do Iguassu	3,902	Spain	3
Sao Francisco	6,580	Italy	27
Porto Alegre	1,296	Uruguay	12,555
Jaguarao	26		
Bagé	30		
Santa Victoria	82		
Livramento	3,957		
Quaraby	24		
Uruguayana	1,638		
Itaqui	47		
S. Borja	46		
Total	36,618	Total	35,618

	1919	1918	1917	1913
Total in tons	35,618	35,841	24,483	28,904
Value in Contos	20,199	19,769	12,381	15,748
Value in £1,000	1,145	1,089	636	1,050

Exports were almost precisely the same as for the first half of last year. Of the 35,618 tons exported, 61.6 per cent was shipped from ports of the State of Parana, 18.4 per cent from S. Francisco (S. Catharina) and 20 per cent from ports of Rio Grande do Sul.

Exports of Cotton, 6 months, Jan.-June, 1919:—

	Tons		Tons
Manaos	1	France	610
Parana	22	United Kingdom	987
Maranhao	267	Portugal	187
Fortaleza	748		
Natal	168		
Pernambuco	281		
Maceio	17		
Rio	262		
Santos	18		
Total	1,784	Total	1,784

	1919	1918	1917	1913
Total in tons	1,784	1,548	3,036	17,426
Value in Contos	5,558	5,257	7,243	15,671
Value in £1,000	310	289	367	1,045

Though the crop was short, there was a slight increase of 236 tons or 15.2 per cent in the volume of exports compared with the first half of last year, owing to falling off in domestic demand.

Of the total exported, 58.2 per cent was shipped at north-eastern and Amazon ports, 26.1 per cent at Natal, Pernambuco and Maceio and 15.7 per cent at Rio and Santos.

As usual, the U.K. was the best customer for our raw cotton, and took 55.3 per cent of all shipments, 34.2 per cent going to France and 10.5 per cent to Portugal.

Exports of Rubber, 6 months, Jan.-June, 1919:—

	Tons		Tons
Manaos	6,788	Argentina	14
Para	9,067	France	2,345
Maranhao	43	Portugal	32
Ilha	13	United Kingdom	4,366
Fortaleza	210	United States	9,682
Pernambuco	4	Uruguay	10
Bahia	198		
Rio	56		
Corumba	50		
Total	16,499	Total	16,449

	1919	1918	1917	1913
Total in tons	16,449	9,718	20,843	21,414
Value in Contos	50,480	30,834	94,486	99,977
Value in £1,000	2,865	1,704	4,789	6,665

Compared with the first half of 1918, exports show an increase of 6,731 tons or 69.2 per cent, due to easier tonnage conditions and consequent shipment of part of the large stocks that had accumulated by close of December.

Of the total of 16,449 tons, 41.3 per cent was shipped at Manaos, 55.2 per cent at Para, 1.6 per cent at Ceara, 1.9 per cent at Pernambuco, Bahia, Rio and Corumba.

Exports of Carnauba Wax, 6 months, Jan.-June, 1919:—

	Tons		Tons
Para	55	Argentina	4
Maranhao	31	Belgium	15
Ilha	876	United States	1,554
Fortaleza	1,749	France	683
Pernambuco	260	United Kingdom	926
Bahia	102	Spain	4
Rio	302	Italy	121
Santos	1	Portugal	8
		Sweden	10
		Uruguay	1
Total	3,326	Total	3,326

	1919	1918	1917	1916
Total in Tons	3,326	2,619	2,625	2,403
Value in Contos	11,283	11,914	5,414	3,996
Value in £1,000	642	649	278	263

Compared with the first half of 1918, exports show increase of 707 tons or 27 per cent.

52.6 per cent of exports were shipped at Fortaleza (Ceara), 27.4 per cent at north-eastern and Amazon ports, 10.9 per cent at Bahia and Pernambuco and 9.1 per cent at Rio and Santos.

46.7 per cent of exports were taken by the U.S., 27.8 per cent by U.K. and 20.5 per cent by France, only 3.6 per cent going to Italy.

Exports of Tobacco, 6 months, Jan.-June, 1919:—

	Tons		Tons
Bahia	17,701	Argentina	1,968
Rio	1,124	Belgium	4,123
Santos	336	Denmark	990
S. Francisco	1,052	United States	4
Pelotas	60	France	8,101
Porto Alegre	72	Spain	1,645
Sta. Victoria do Palmar	82	Holland	520
Livramento	43	Canarie	12
Bagé	12	Italy	1,308
S. Borja	2	United Kingdom	317
Jaguarao	22	Norway	69
Uruguayana	2	Portugal	81
		Uruguay	1,370
Total	20,508	Total	20,508

	1919	1918	1917	1913
Total in Tons	20,508	12,921	7,657	20,425
Value in Contos	32,534	14,995	6,871	17,556
Value in £1,000	1,856	818	355	1,170

Compared with the first half of last year, exports show satisfactory increase of 7,587 tons or 58.9 per cent, and are almost exactly the same in volume as in 1913, though almost double that half-year's value.

86.6 per cent of exports were shipped at Bahia and 6.8 per cent at Rio and Santos. France took 39.5 per cent of all shipments, Belgium 20.1 per cent, Argentina 9.6 per cent, Spain 8 per cent, Uruguay 6.7 per cent and Italy 6.4 per cent.

Exports of Lumber, 6 months, Jan.-June, 1919:—

	Tons		Tons
Para	3,672	Argentina	28,523
Victoria	58	The Cape	48
Rio	137	United States	2,526
Santos	2,588	France	86
Sao Francisco	9,653	Spain	2,549
Itajahy	2	Italy	2
Paranagua	24,532	Portugal	1,045
Antonina	178	Uruguay	14,663
Rio Grande	729		
Porto Alegre	328		
Jaguarao	22		
Livramento	4,571		
Quaraby	12		
Sta. Victoria do Palmar	12		
Uruguayana	1,007		
S. Borja	60		
Bagé	236		
Foz do Iguassu	1,735		
Total	49,532	Total	49,532

	1919	1918	1917	1913
Total in Tons	49,532	107,706	26,612	6,860
Value in Contos	6,172	10,283	2,690	733
Value in £1,000	353	563	137	52

Compared with the first half of 1918, the record, exports show the lamentable decline of 58,174 tons or 53.7 per cent, accounted for by falling off of 62,297 tons to Uruguay and Argentina, but increase in shipments to U.S., Spain, France, Portugal, etc., of 4,123 tons.

As little or no lumber is yet available from the U.S. or Europe, the decline can only be attributable to over-exportation to the River Plate last year in excess of requirements.

Exports of Oil Fruits, 6 months, Jan.-June, 1919:—

	Tons		Tons
Manaos	10,998	Argentina	1
Itacoatiara	789	Belgium	725
Pará	8,708	United States	18,563
Maranhao	3,080	França	6
Ilha	2,741	United Kingdom	16,614
Fortaleza	696	Spain	1,084
Pernambuco	5,025	Holland	10
Penedo	155	Peru	1
Maceio	374	Portugal	367
Bahia	202		
Rio	1,219		
Santos	5,552		
Total	36,371	Total	37,371

	1919	1918	1917	1913
Total in tons	37,371	8,201	33,949	37,706
Value in Contos	22,346	5,272	8,334	4,802
Value in £1,000	1.277	286	432	320

In this class is included cotton, castor and similar seeds. The falling off in 1918 has been more than retrieved, exports reaching practically the same figure as 1913, the record year.

Of the total exported, 81.6 per cent was shipped at northern ports and 18.4 per cent at Rio and Santos, the U.S. taking 49.9 per cent and the U.K. 44.4 per cent of total shipments.

Exports of Oils, 6 months, Jan.-June, 1919:—

	Tons		Tons
Manaos	8	Argentina	27
Para	77	Denmark	40
Maranhao	6	United States	60
Ilha	1	France	203
Fortaleza	24	United Kingdom	128
Pernambuco	191	Italy	210
Bahia	1	Spain	337
Rio	372	Uruguay	72
Santos	390		
Rio Grande	7		
Total	1,077	Total	1,077

	1919	1918	1917	1913
Total in tons	1,077	3,138	896	26
Value in Contos	2,319	7,652	1,278	55
Value in £1,000	129	416	70	4

Compared with the first half of last year, exports fell off by 2,061 tons or 65.6 per cent, but are still very considerable if compared with the ante-bellum year 1913.

70 per cent of exports were shipped at Rio and Santos, and, with the exception of 7 tons at Rio Grande do Sul, all the rest was shipped at Pernambuco and northern ports.

REPORT AND MEETING OF COMPANIES

Brazilian Traction, Light and Power. For the year ended December 31, 1918, Brazilian Traction, Light and Power Co. Ltd., reports surplus after charges and preferred dividends, of \$4,569,672 equal to \$4.29 a share earned on the \$106,515,500 common stocks, as compared with surplus of \$4,666,518 or \$4.38 a share in the preceding year.

Income account for the year ended December 31, 1918, (in Canadian currency) compares as follows:

	1918	1917	1916	1915
Gross rev.	\$6,122,412	\$6,005,138	\$5,764,764	\$5,339,193
Int rec'd	130,051	198,560	254,709	273,683
Total inc. ...	\$6,252,463	\$6,203,698	\$6,019,473	\$5,612,876
Admin exp, int.&c	832,791	937,180	344,831	218,074
Surplus ...	\$5,419,672	\$5,266,518	\$5,674,642	\$5,394,802
Amort. exp.	250,000	—	—	—
Pfd divs.	600,000	600,000	600,000	600,000
Balance	\$4,569,672	\$4,666,518	\$5,074,642	\$4,794,802
Com divs.	—	1,314,136	4,251,488	4,249,380
Surplus ...	\$4,569,672	\$3,352,382	\$823,154	\$545,422

Consolidated balance sheet of Brazilian Traction, Light and Power Co. and subsidiaries (in Brazilian currency), as of December 31, 1918, as follows:

ASSETS.

Plant and equipment, etc	\$84,037,659
Cost of securities of and advances to companies owned or controlled by subsidiary companies	79,960,863
Rights, franchises, good will, etc	50,487,823
Sinking fund investments	2,814,242
Stores in hand and in transit	5,476,634
Sundry debtors and debit balances	2,869,823
Investments (Canadian Gov. securities at cost) ...	2,800,000
Cash in hand and in banks	2,056,532
Total	\$230,503,576

LIABILITIES

Common stocks issued	\$106,515,500
Cumulative preferred stock (par value \$100)	10,000,000
Shares of subsidiaries cos. not held by company ...	23,900
Funded debt	77,426,219
Bond, debenture and bearer share warrant coupons outstanding	3,910,185
Accrued charges on cumulative preferred shares and funded debt	1,498,935
Bank loans (secured)	389,333
Sundry creditors and credit balances	3,914,679
Insurance funds for injuries and damages	312,794
Reserves for depreciation and amortization	13,889,922
General reserves	4,860,746
P. & L. balances, Dec. 31, 1918, of company	7,613,041
P. & L. balances, Dec. 31, 1918, of subsid. cos	145,412
Total	\$230,503,576

MONEY

Official Exchange Quotations, Camara Syndical and Vales:—

	90 days	Sight	Vars.	Vales
Monday, 13 October ...	14 49-64	14 5-8	20\$200	1\$858
Tuesday, 14 October ...	14 25-32	14 41-64	20\$300	1\$858
Wednesday, 15 Oct. ...	14 49-64	14 5-8	20\$350	1\$858
Thursday, 16 October .	14 25-32	14 41-64	20\$200	1\$858
Friday, 17 October ...	14 13-16	14 43-64	20\$300	1\$874
Saturday, 17 October.	14 53-64	14 11-16	20\$150	1\$858
Average	14 25-32	14 41-64	20\$250	1\$861
Equivalent	14.789062	14.646771	20\$250	1\$861

Monday, 13th October. The Bank of Brazil posted 14¼d. Other banks quoted 14¼d to 14 25-32d, with money for commercial bills at 14 27-32d. One bank drew during the day at 14 13-16.

APPROXIMATE VALUE OF ELEVEN LEADING EXPORTS, RIO AND SANTOS, IN £1,000.

No. of days.	Coffee	Mang'ese	Meat	Sugar	Beans	Mandioca	Rice	Hides	Lard	Cocoa & Tobacco	Av. per diem
31 January, 1918	1,368	352	442	—	189	16	11	—	104	35	2,517 81
28 February	1,218	122	184	—	39	80	6	—	148	53	1,850 65
31 March	878	120	256	2	233	34	3	54	84	26	1,690 54
30 April	1,584	62	566	3	208	88	11	43	70	22	2,657 95
31 May	2,251	190	124	20	122	91	4	172	65	60	3,099 100
30 June	1,674	112	205	1	150	68	23	93	—	11	2,337 78
1st 6 months, 1918 ...	8,973	958	1,777	26	941	377	58	362	471	207	14,150 78
31 July	1,595	117	420	62	109	164	40	594	146	—	3,247 105
31 August	991	304	258	122	150	92	68	32	111	28	2,156 70
30 September	1,029	285	291	154	94	9	7	220	126	20	2,235 75
31 October	1,198	57	277	139	88	60	7	49	71	21	1,967 63
30 November	1,402	176	70	292	139	37	22	18	8	3	2,167 72
31 December	2,851	149	137	172	120	113	35	75	67	—	3,719 120
2nd 6 months, 1918 ...	9,066	1,088	1,453	941	700	475	179	988	529	72	15,491 84
Total, 12 months, 1918	18,039	2,046	3,230	967	1,641	852	237	1,350	1,000	279	29,641 91
Monthly Averag 1918	1,503	171	269	81	137	71	18	111	83	23	2,470 81
Weekly average 1918.	347	39	62	19	32	16	5	26	19	5	570 81
31 January	3,512	146	239	18	411	94	39	35	408	23	4,925 159
28 February	7,227	148	151	2	22	46	—	—	247	30	7,873 231
31 March	7,023	119	43	6	8	6	1	140	108	27	7,481 241
30 April	5,857	61	358	—	21	—	—	19	89	52	6,457 216
31 May	4,616	81	47	—	15	5	—	51	36	73	4,924 160
30 June	6,967	34	235	—	19	24	28	134	130	92	7,672 246
1st 6 months, 1919	35,202	589	1,073	26	496	175	68	379	1,027	297	39,332 217
31 July	\$7,101	18	474	12	9	9	27	41	160	46	7,897 255
31 August	5,231	71	4	105	35	2	33	646	159	33	6,319 204
30 September	\$3,877	34	511	135	8	1	31	71	65	32	4,765 159
Week ended 8 Oct.....	991	—	218	43	28	—	25	30	67	2	1,404 200
Week ended 15 Oct. .	548	—	—	46	3	—	3	86	90	6	782 112
1 to 15 October	1,539	—	218	89	31	—	28	116	157	8	2,186 145

§Subject to alteration.

but there was always money at this rate for commercial bills for delivery after 1 November. The market closed unchanged. The New York-London rate came \$4.19.25 to the £. The Paris-London quotations came round 34.80. Marks locally were cheaper at 155 reis.

Tuesday, 14th October. The Bank of Brazil posted 14 25-32d. Other banks quoted 14 1/4d to 14 13-16d, the latter rate in the National City Bank for market takers only. There was money for commercial bills at 14 13-16d during the forenoon for future delivery, and at the close on these conditions at 14 25-32d. Business was very restricted in the absence of both takers and sellers. New York-London came \$4.18.5; Paris-London came 36.25. The mark was steadier, though the local rate was unchanged.

Wednesday, 15th October. The Bank of Brazil posted 14 1/4d. Other banks quoted 14 1/4d to 14 13-16d, with money for commercial bills at 14 25-32d for future delivery. The market was paralysed all day and little business doing. The close was dull and one bank bought at 14 1/4d for December. The New York-London rate came \$4.18.75. The Paris rate came 36.50-60. The mark was a little firmer.

Thursday, 16th October. The Bank of Brazil posted 14 13-16d. Other banks quoted 14 1/4d. to 14 27-32d, the latter rate in the National City Bank for market takers only. There was money for commercial bills at 14 13-16d for November delivery and 14 25-32d for December. There was again very little business doing. The New York-London rate came \$4.17.25; Paris-London came 34.60. Marks were unchanged.

Friday, 17th October. The Bank of Brazil posted 14 13-16d. Other banks quoted 14 25-32d to 14 27-32d, the latter rate for the market only in the City Bank. There were buyers of commercial bills at 14 27-32d and 14 13-16d according to delivery. The market was firmer than for some days past and some prompt bills were offered and negotiated at 14 7-8d. Shortly after mid-day the National City raised its drawing rate for market takers to 14 7-8d, but money continued to be offered for future months at 14 27-32d.

The New York-London rate came \$4.16. Paris-London 36.40. The mark was cheaper locally at 150 reis.

Saturday, 18th October. The Bank of Brazil posted 14 13-16d. Other banks quoted 14 13-16d to 14 7-8d, with money for commercial bills at 14 13-16d. The Santos market was closed and in consequence our market was deprived of bills from that quarter. The National City and the Royal Bank of Canada both offered to buy at 14 13-16d, although the former was drawing for the market at the higher rate. The New York-London rate came \$4.16.25. Paris-London 36 frs. to the £. Marks were unchanged.

Rio de Janeiro, 18 October, 1919.

	Bank of Brazil	Others
Closing rates, 11th October	14 1/4	14 23-32 to 14 25-32
Ditto, 18th October	14 13-16	14 13-16 to 14 7-8
Rise	1-16	3-32 to 3-32

Some coffee and rubber bills were offered in the course of the week, but cocoa is off for the moment and Rio Grande do Sul quiet. Nevertheless there seems to be plenty of cover and rates are firm and register steady improvement week by week, closing this evening 1-16d to 3-32d up, as against previous Saturday.

Meanwhile exports at the ports of Rio and Santos, though more than double of same week last year, at £112,000 per diem for the week, compared with £206,000 for the last three months, when the volume and value of coffee were at their highest. Unless there is a reaction, these factors are bound to tell unless, as appears to be the case, the supply of export bills is swamped by financial bills.

The balances of the Rio banks show a further shrinkage in cash, but money is easier, discounts ruling 6 to 8 per cent.

Money Market Quotations.

	18 Oct,'19	11 Oct,'19	19 Oct,'18
*Apolices, uniformiz., 1:000\$ buyers	981\$	975\$	—
*Rio Municipal, 1906 buyers	192\$	190\$500	—
Brazil Funding, 1898, 5 per cent. .	83	84	95
Ditto, 1914	77	78	87
Conversão, 1910, 4 per cent	57	57	61
Ditto, 1908, 5 per cent	76	76	80
Federal District, 5 per cent	80	80	—
Brazil Railway	5 5-8	5 3/4	10
Brazilian Traction	59 1/2	61 1/2	58 1/2
Leopoldina Railway	40	40 3/4	42
S. Paulo Railway	184	182	199
Dumont Coffee, 7 1/2% pref.	8 3/4	8 3/4	8 1/4
St. John del Rey Mining Ord.	18-6	18-6	—
Rio Flour Mills	82-6	80	—
London and Brazilian Bank	27	26 1/2	—
Royal Mail. Ord.	197 1/2	193	—
*Bank of Brazil, sellers	—	271\$	—
British War Loan, 1929-47 5%	95 1-8	94 7-8	—
Consols 2 1/2%	52 1/4	52	60 1/4
French Rent, 3%	60.95	61.20	62.00
Ditto, 5%, 1915	90.50	90.35	—

*Closing of Rio Stock Exchange.

Exchange:—

	18 Oct, 1919	11 Oct, 1919	19 Oct, 1918
London-New York,			
(Telegraph)	4.15.37	4.19.00	4.75.43

Sight Rates, Rio on:

	14 9-16/14	21-32	14 1/2/14	19-32	
London					
Paris	\$460—\$464	\$468—	\$477		Holiday
Italy	\$394—\$399	\$399—	\$408		
Portugal	1\$890—1\$940	1\$880—	1\$900		
New York	3\$950—3\$970	3\$920—	3\$960		
Switzerland	\$708—\$715	\$708—	\$710		
Spain	\$757—\$767	\$755—	\$765		
Montevideo	4\$090—4\$120	4\$080—	4\$100		
B. Aires, peso	1\$6680—1\$690	1\$665—	1\$690		
B. Aires, gold	3\$845—3\$870	3\$790—	3\$840		
Norway	\$920—\$940	\$930—	\$970		
Sweden	\$980—\$995	\$990—	\$995		
Japan	2\$020	2\$000—	—		
Belgium	\$460—\$464	\$470—	\$477		
Holland (florin)	1\$510—1\$520	1\$500—	1\$510		
Hamburg	\$155—	\$160—	\$170		
Austrria		\$095—	—		
Denmark	\$890	\$890	—		

Value of £ sterling

at sight rate	16\$134—16\$202	16\$236—16\$340	
Value 1 Sov, buyers.	20\$000	20\$200	
Discounts, London	4 5-8 %	4 5-8 %	3 9-16%
Ditto, New York	4 3-16 %	4 3-16 %	4 1-4 %

Movement of the Rio Exchange Banks, 30 September, 1919.

Balance Sheets issued for Rio City only, six Branches.

In Contos of Réis.

	Cash	Discounts and Loans	Sight Deposits	Fixed Deposits	Percentage of Cash to Sight Deposits
London & Brazilian	8,852	18,137	17,850	10,738	49.6
London and R. Plate	8,519	12,652	12,895	5,371	66.1
British of S. America	14,971	23,845	15,831	21,407	94.6
National City of N.Y.	15,001	61,299	47,312	7,508	31.7
Am. Forg. Bankg Corp.	3,335	11,413	3,921	449	85.1
Nac. Ultramarino	10,984	62,667	25,943	39,066	42.3
Portuguez do Brazil	12,981	64,291	47,973	20,936	25.8
Yokohama Specie	732	7,736	632	669	115.8
Dd. Ueberseeische	2,392	2,399	1,589	695	150.5
Dd. Sudamerikanische	1,482	5,052	5,891	—	25.2

Total gross, 10 banks	78,649	269,491	179,837	106,839	43.7
Less inter-bank deposits 10,300	—	—	—	—	—
Total net, 30 Sept, 1919	68,349	269,491	179,837	106,839	38.0
Ditto, 30 Aug, 1919	72,531	258,468	174,171	104,303	41.6

Increase or decrease in movement of the above ten banks, Sept. on August, 1919:—

	Cash	D. & L.	S. Dpts.	F. Dpts.
London & Brazilian	316	+1,082	+ 771	+ 373
London & R. Plate	-1,844	- 590	-1,671	- 137
British of S. America	+1,709	+1,366	- 124	+ 252
National City of N.Y.	+ 787	+1,052	+3,112	+ 275
Am. Forg. Bankg Corp.	-1,232	+ 816	-3,419	+ 8
Nac. Ultramarino	-1,297	-1,373	-2,143	+ 620
Portuguez do Brazil	5	+3,792	+7,029	+ 515
Yokohama Specie	839	+2,662	- 265	+ 366
Dd. Ueberseeische	-2,569	+1,025	+ 137	+ 264
Dd. Sudamerikanische	624	+1,191	+2,239	—

Total, gross	-6,230	+11,023	+5,666	+2,536
Less inter-bank deposits	-2,048	—	—	—

Total net, 30 Sept, 1919. -4,182 +11,023 +5,666 +2,536

Of the total of Rs. 10,300:000\$ in interbank deposits, the Banco Portuguez do Brazil accounted for Rs. 6,589:000\$. National City Bank of New York for Rs. 3,474:000\$, Banco Nacional Ultramarino for 182:000\$ and the American Foreign Banking Corporation for 55:000\$, whereby their cash balances were reduced to 5,792:000\$, 11,527:000\$, 10,802:000\$ and 3,280:000\$ respectively, and the ratio of cash to sight deposits to 12.7, 24.3, 41.6 and 83.6 per cent.

The movement of other Rio Exchange Banks for which balance sheets include all their Branches in Brazil, in contos of réis.

	Cash	D.&L.	S.Dpts.	F.Dpts.	%*
Bank of Brazil	73,037	246,086	135,291	36,020	54.0
Française et Ital.	36,675	80,452	177,631	24,759	20.6
Brasilianische fur Dd.	111,550	17,800	11,541	5,946	100.1
Italo-Belge	8,838	26,200	25,361	3,646	34.8
Hollandische voor S. A.	8,438	23,654	25,881	4,571	32.2

4 bnks, 30 Sept '19	138,538	394,192	375,705	74,942	36.8
Ditto, 31 Aug. 1919	134,852	414,006	360,181	73,295	37.5

Increase or decrease in movement of the above four banks, September on August 1919.

	Cash	D. & L.	S. Dpts.	F. Dpts.
Bank of Brazil	+3,701	-19,982	+ 239	+ 971
Française et Italien	+6,111	- 6,579	+11,490	- 46
Brasilianische fur Dd.	-5,807	+ 7,453	+ 2,571	+ 108
Italo-Belge	-1,149	- 1,301	+ 1,305	+ 183
Hollandiche voor S. A.	+ 830	+ 595	- 81	+ 431

Total, 30 Sept. 1919. +3,686 -19,814 +15,524 +1,647 -
Increase in cash in the aggregate of the four Banks of 3,686:000\$, of 15,524:000\$ Sight Deposits and of 1,647:000\$ Fixed Deposits, but decrease of 19,814:000\$ in Discounts and Loans.

*Percentage of cash to sight deposits.

Inclusive of inter-bank deposits not discriminated.

Railway News

THE LEOPOLDINA RAILWAY COMPANY.

ESTIMATED WEEKLY TRAFFIC RECEIPTS.

Year	Week Ended.	Receipts for Week			Total from last week.
		Currency.	Exch.	Sterling.	
1919	Oct. 11	800:000\$	14 23/32	£ 49,068	£ 1,620,020
1918	Oct. 12	607:000\$	12 15/32	£ 31,536	£ 1,306,286
Increase....	—	193:000\$	2 9/32	£ 17,532	£ 313,736
Decrease....	—	—	—	—	—

**THE S. PAULO RAILWAY COMPANY.
ESTIMATED WEEKLY TRAFFIC RECEIPTS.**

Year	Week Ended	Receipts for Week			TOTAL from 1st January
		Currency	Exchange	Sterling	
1919	Oct. 12	616:415\$900	14 5/8	39,390-19-8	1,383,515-17-7
1918	Oct. 13	568:143\$900	13 8/8	29,295-3-7	1,226,016-3-4
Increase..	-	78:266\$900	2 1/4	10,095-15-8	157 499-14-3
Decrease..	-	-	-	-	-

Comparison with corresponding week last year:—Differences of exchange, increase, £5,326 7s 11d; meat, increase, (4:571\$800), £278 11s 10d; beans, decrease, (10:216\$500), £622 11s 4d; other traffic, increase, (83:911\$600), £5,113 7s 3d; net increase, £10,095 15s 8d.

COFFEE

Saturday, 18th, October, 1919.

	Spot		Spot New York		
	Rio 7s	Santos 4s	Rio 7s	Santos 4s	7s
October 11	16\$900	16\$700	16.0c	25 1/2c	23 3/4c
October 18	17\$200	*16\$900	16 3/4c	25 1/2c	23 3/4c

Rise	\$300	\$200	3/4c	- c	- c
Rise per cent.	1.8	1.2	4.6	c	- c

Futures—

	December		New York	
	Rio	Santos	Dec.	March
October 11	16\$600	15\$025	14.90c	14.83c
October 18	17\$100	*15\$300	16.00c	15.93c

Rise	\$500	\$275	1.10c	1.10c
Rise per cent.	3.0	1.8	7.4	7.4

*Friday's quotations, Saturday being a holiday at Santos.

Compared with last week, improvement was general, Rio spot rising 1.8 per cent, Santos 1.2 per cent and at New York 4.6 per cent Rio, with Santos unaltered.

In the future market, December rose 3 per cent at Rio and 1.8 per cent at Santos and 7.4 per cent at New York.

The market closed firm on Saturday, with some enquiry for both Europe and U.S.

Freight rates show no alteration, ruling \$1.00 per bag for New York and £11 and 5 per cent for U.K. and 255 fcs and 10 per cent for Havre.

So far no coffee has been cleared direct for Germany, and judging from the small quantities exported to neutral and all European allied countries, except France, very little indirectly, unless it be via Havre and the Rhine.

**Companhia Registradora e Caixa de Liquidação do Rio de Janeiro.
Quotations for the week ended October 18th, 1919.**

	Highest		Lowest	
	Sellers	Buyers	Sellers	Buyers
October	17\$500	17\$300	17\$000	16\$900
November	17\$400	17\$200	16\$800	16\$700
December	17\$300	17\$100	16\$800	16\$700
January	17\$200	17\$100	16\$800	16\$700
February	17\$200	17\$000	16\$800	16\$700
March	17\$200	17\$000	16\$800	16\$700

Total sales of futures during the week, 217,000 bags.

Sales of futures at Santos were as follows: Oct. 11th, 130,000; 13th, 66,000; 14th, 111,000; 15th, 95,000; 16th, 54,000; total, 456,000 bags.

Entries at the two ports—Rio and Santos—for the week ended 16th October show decrease of 11,342 bags or 5.7 per cent compared with the previous week, accounted for by increase of 11,787 bags or 29 per cent at Rio, but shrinkage of 23,129 bags or 14.5 per cent at Santos.

Compared with the same week last year, entries at the two ports show shrinkage of 58,334 bags or 23.6 per cent, accounted

COFFEE CLEARANCES, RIO AND SANTOS, FOR THE WEEK ENDED OCTOBER 16th AND THE CROP FROM 1st JULY TO 16th OCTOBER, 1919.

	1918-19		1919-20		Inc. or Dec.	%	Crop		Week ending Oct. 16
	1918-19	1919-20	1918-19	1919-20			1918-19	1919-20	
United States	688,842	1,820,368	+1,131,526	164.2	3,891,879	5,926,760	69,216		
France (Continent)	51,026	276,531	+ 225,505	441.9	2,522,756	1,033,302	1,100		
Cette (Switzerland)	32,250	—	- 32,250	100.0	73,735	90,792	—		
Algiers, Dakar, Tunis.	270	23,725	+ 23,455	8687.0	32,788	6,400	50		
Italy	336,804	2,243	- 334,561	99.3	590,335	1,116,252	—		
Triest and Ragusa	—	5,000	+ 5,000	100.0	78,000	—	—		
United Kingdom	8	22,143	+ 22,135	100.0	150,366	57	—		
U.K. to order	—	—	—	—	64,900	—	—		
Gib'tar, Malta, Barbado.	42,550	2,125	- 40,425	95.0	65,286	25,475	—		
Canada	—	2,300	+ 2,300	100.0	20,400	—	—		
South Africa	68,785	44,488	- 24,297	35.3	150,210	287,329	—		
Belgium	—	158,808	+ 158,808	100.0	367,356	—	—		
Holland	—	59,560	+ 59,560	100.0	92,147	55,059	1,010		
Scandinavia	108,718	192,973	+ 84,255	77.5	788,982	156,209	15,514		
Spain, Mellila, Ceuta	40,122	12,388	- 27,734	69.1	280,507	89,115	5,349		
Portugal	—	3,313	+ 3,313	100.0	238	2,278	1		
Egypt	—	1,253	+ 1,253	100.0	—	75,000	—		
Plate and Pacific	202,097	110,310	- 91,787	45.4	407,531	425,674	1,104		
Japan and East	6	2,500	+ 2,494	100.0	60	9,061	—		
Russia and Finland	—	250	+ 250	100.0	5,500	28,852	—		
Greece	—	5,000	+ 5,000	100.0	67,175	1,500	—		
Roumania	—	—	—	—	1,000	—	—		
Bulgaria	—	—	—	—	500	—	—		
Turkey	—	—	—	—	6,000	—	—		
Total	1,571,478	2,745,277	+1,173,799	74.7	9,657,651	9,329,115	93,344		
Coastwise	81,965	28,639	- 53,326	65.1	200,095	330,165	—		
Grande Total	1,653,443	2,773,916	+1,120,473	—	9,857,746	9,659,280	93,344		

for by increase of 35,253 bags or 204.6 per cent at Rio, but decrease of 93,587 bags or 40.8 per cent at Santos.

For the crop to 16th October, entries at the two ports show falling off of 783,365 bags or 22.6 per cent, accounted for by increase of 110,503 bags or 18.6 per cent at Rio, but shrinkage of 893,968 bags or 31.2 per cent at Santos.

Clearances Overseas at the ports of Rio and Santos for the week ended 16th October were small and amounted to 93,344 bags, as against 316,235 bags for the previous week, and their f.o.b. value £544,788 and £1,213,023 respectively.

Compared with the previous week, clearances overseas at the two ports show decrease of 222,891 bags or 70.5 per cent, of which 108,790 bags at Rio and 114,101 bags at Santos.

Of the total clearances at the two ports for the week of 93,344 bags, 31,310 bags or 33.5 per cent were cleared at Rio and 62,034 bags or 66.5 per cent at Santos, 69,216 bags or 74.2 per cent going to the United States, 15,514 bags or 16.6 per cent to Scandinavia, 5,349 bags or 5.7 per cent to Spain, 1,104 bags or 1.2 per cent to the Plate, 1,100 bags or 1.2 per cent to France, 1,010 bags or 1.1 per cent to Holland, 50 bags to Dakar and 1 bag to Portugal.

For the crop, clearances overseas at the two ports fell off slightly, and to 16th October show net increase of 1,173,799 bags or 74.7 per cent, as against 75 per cent on the previous Wednesday.

There were no clearances coastwise during the past week. For the crop, clearances coastwise at the two ports show falling off of 53,326 bags or 65.1 per cent, as against 65 per cent up to the previous Wednesday.

Clearances by Flag, 1st July to 16th October, 1919:—

	Bags	%	Bags	%	Week ended
					Oct. 16.
British to U.S.	1,010,099	91.3			68,216
To Europe	61,139	5.5			1
Plate & Pacific	29,834	2.7			—
To Sundry ports	5,500	0.5			—
Total British	1,106,572	40.3			68,217
Other Flags—French	228,465	8.3			1,604
American	453,043	16.5			1,000
Scandinavian	333,853	12.2			16,164
Japanese	251,178	9.2			—
Belgium	163,865	6.0			—
Brazilian	125,551	4.6			—
Dutch	61,123	2.2			1,010
Spanish	12,463	0.4			5,349
Argentine	5,550	0.2			—
Italian	3,614	0.1			—
Total	2,745,277	100.0			93,344

Of the total of 69,216 bags cleared at the two ports for the United States, during the week ended 16 October, 68,216 bags or 98.5 per cent were carried in British bottoms. Of the total for the crop to 16 October cleared to same destination, the British flag accounted for 55.5 per cent and other flags for 44.5 per cent.

F.O.B. Value for the two ports for the week ended 16th October averaged £5.836 per bag, as against £3.836 for the previous week and for the crop to 16 October £6.526.

Coffee Loaded (embarques) at the two ports for the week were larger and amounted to 196,970 bags, as against 147,402 bags for the previous week and their f.o.b. value £1,149,517 and £565,434 respectively.

Sales (declared) at the two ports were smaller, 110,218 bags, as against 125,699 bags.

Stocks at the two ports—Rio and Santos—on 16th October show increase of 20,697 bags as compared with the previous week, accounted for by increase of 21,172 bags at Rio, but shrinkage of 475 bags at Santos, total Brazilian stocks on same date being distributed as follows, in bags of 60 kilos:—

Rio de Janeiro, in hands of S. Paulo Govt.	124,131	
Ditto, free, 1st and 2nd hands	388,527	512,658
Santos, in hands of S. Paulo Government	2,949,454	
Ditto, free, 1st and 2nd hands	2,034,303	4,983,757
Bahia, free, ditto		17,700
Stocks at three ports on 16th October, 1919	5,514,115	
Stocks at three ports on 9th October, 1919	5,496,918	
Stocks at three ports on 17th October, 1918	8,376,115	

Bahia. Clearances at this port during the week ended 18th October amounted to 16,600 bags, of which 15,500 bags for Europe, 1,000 bags for U.S. and 100 bags other destinations.

—Whilst inveighing against speculation, a fazendeiro recommends the President of the State not to worry about political economy, but to enter the market in defence of planters' interests. Labour is scarcer than ever and "colonos" demanding 130 to 170 reis for weeding, as against 90 to 120 reis last year. A third of the plantations are without "colonos" and dependant for upkeep on unsatisfactory casual labour.

Rio Style at Santos. The S. Paulo Government has authorized quotations of Rio style on the Santos Official Exchange, on condition of specification as "type Rio" in the respective contracts.

Salvador.—Record Coffee Crop Expected. It is estimated from reports received of the coffee crop that the yield for the coming season will approximate to 40,000 tons. This will mean a record season, and, as prices continue to rule very high, planters are jubilant. The districts of Santa Tecla and Sonsonate, and the other provinces where the coffee trees were destroyed by the ashes from the volcano during the great earthquake of 1917, appear to have derived fresh vigour from the ashes and on some estates recently visited the trees were of remarkably fine appearance.—The British Consul at San Salvador in the "Board of Trade Journal."

United States Stocks, Deliveries and Visible Supply, in 1,000 bags.

	Brazil Sorts Only.					
	Stocks		Deliv.		V. Sup.	
	1919	1918	1919	1918	1919	1918
Sept. 1	677	100	1,286	1,091	83	1,637
Sept. 8	692	100	1,228	1,117	90	1,533
Sept. 15	747	127	1,313	1,239	87	1,505
Sept. 22	873	131	1,314	1,207	81	1,431
Sept. 29	752	162	1,432	1,139	84	1,115
Oct. 6	710	108	1,564	1,054	87	1,458
Oct. 13	754	110	1,563	992	78	1,412

	1919			1918		
	Brazil	Other	Total	Brazil	Other	Total
5 Sept.	643	444	1,087	479	136	615
12 Sept.	654	472	1,126	456	132	588
19 Sept.	678	522	1,200	422	128	550
26 Sept.	592	576	1,168	405	126	531
3 Oct.	563	585	1,148	385	119	504
10 Oct.	544	597	1,141	374	115	489
17 Oct.	515	611	1,126	352	111	463

REMEMBER!

The only MANUFACTURERS of Loose Leaf Ledgers in Brazil are the Imprensa Inglesa, Camerino 61, Rio de Janeiro. Caixa do Correio 1521. Telephone: Norte 1966.

Quotations:—

	Exch.	Spot No. 7 Rio Store N. Y.	Near Options Cents	Rio No. 7 Rs.	L.o.b. Coat Cents	C.A.P. Cents
1918	Pence	Cents	Cents	Rs.	Cents	Cents
(c) Dec. 28 ...	13 5-8	17 1-4	15.70	16\$500	15.50	16.80
1919						
(c) June 28 . . .	14 21-32	22 1-2	21.89	23\$800	23.60	24.65
July 5	Holiday.					
July 12	14 13-32	Holiday		24\$100	Holiday	
(d) July 19 . . .	14 21-32	22 1-4	21.20	22\$400	22.10	23.10
(e) July 26 . . .	14 9-16	22½	22.00	22\$900	22.40	23.40
(d) Aug. 2 . . .	14½	22½	21.26	22\$700	22.20	23.20
(d) Aug. 7 . . .	14 1-4	22 1-4	20.95	22\$600	22.10	23.10
(d) Aug. 14. . .	14 1-4	21 5-8	20.43	22\$400	22.00	23.00
(d) Aug. 21. . .	14 3-8	21½	20.25	22\$800	22.30	23.30
(d) Aug. 28. . .	14 5-16	20.00	18.75	21\$100	20.60	21.30
Sept. 6 ...	14 15-32	18½	17.24	19\$100	18.75	19.75
Sept. 13 ...	14 5-8	16 3-4	15.38	16\$000	16.00	17.00
Sept. 20 ...	—	15½	14.70	—	—	—
(f) Sept. 27. . .	14 5-8	15½	14.79	16\$200	16.45	17.20
(f) Oct. 4... . .	14 23-32	15½	15.35	16\$000	16.30	17.05
(f) Oct. 11 . . .	14 13-16	15½	14.90	16\$900	17.00	17.75
(f) Oct. 18 . . .	14 23-32	16¼	15.98	17\$200	17.30	18.05

- (c) Basis of freight \$1.70 in full per bag.
- (e) Basis of freight \$1.40 in full per bag.
- (d) Basis of freight \$1.30 in full per bag.
- (f) Freight \$1.00 in full per bag.

Movement of Coffee for the Month of September and Crop.

(In bags of 60 kilos.)

	September		Crop, 1 July-30 Sept,	
	1919	1918	1919-20	1918-19
Entries—				
Rio	238,556	208,472	677,025	538,638
Santos	671,871	1,051,159	1,634,211	2,300,805
Victoria	92,323	29,449	222,604	129,121
Total	1,002,750	1,289,080	2,533,840	2,968,564
Embarques:—				
Rio	264,826	101,157	686,227	386,764
Santos	625,664	325,024	1,744,709	1,034,563
Total	890,490	426,181	2,430,936	1,421,327
Clearances overseas—				
Rio	209,093	82,261	627,752	409,424
Santos	556,922	272,115	1,880,494	985,035
Victoria	82,950	600	193,420	61,260
Total	848,965	354,976	2,701,666	1,455,719
Clearances Coastwise:—				
Rio	16,416	23,940	42,932	86,107
Santos	493	1,876	2,313	9,434
Victoria	9,373	28,894	29,184	67,906
Total	26,282	54,710	74,429	163,447
Verified Stocks, 30 Sept.—				
Rio	584,941	881,989	—	—
Santos	4,841,004	6,904,998	—	—
Total	5,425,945	7,786,987	—	—

Visible Supply of the World (From "Le Café.")

In 1,000 bags of 60 kilos each.

	1 Sept. 1919	1 Aug. 1919	1 Sept. 1918	Increase or Decrease Sept. on Aug., '19	Sept., '19- Sept., '18
England	420	423	416	- 3	+ 4
Antwerp	212	105	—	+ 107	+ 212
Havre	1,399	899	645	+ 500	+ 754
Marseilles	107	106	148	+ 1	- 41
Bordeaux	88	160	40	- 12	+ 48
Holland	272	113	—	+ 159	+ 272
Total, Brazil sorts	1,285	1,063	906	+ 222	+ 379
Ditto, other	1,213	683	343	+ 530	+ 870
Total	2,498	1,746	1,249	+ 752	+1,249
Afloat, Braz.-Eurp	329	1,051	128	- 722	+ 201
V. Supply, Europe	2,827	2,797	1,377	+ 30	+1,450
Stocks, U.S.:—					
Brazil sorts	637	460	1,079	+ 177	- 442
Other sorts	439	419	845	+ 20	- 406
Total	1,076	879	1,924	+ 197	- 848
Afloat, Braz.U.S. .	605	629	522	- 24	+ 83
V. Supply, U.S. .	1,681	1,508	2,446	+ 173	- 765
Stocks, Rio, free.	423	422	635	+ 1	- 212
Ditto, Santos ...	1,862	2,194	3,241	- 332	-1,379
Ditto, Bahia	17	25	74	- 8	- 57
Total, Brazil	2,302	2,641	3,350	- 339	-1,648
Visible Supply of the World:—					
Brazil sorts, free.	5,158	5,844	6,585	- 686	-1,427
Other, free	1,652	1,102	1,188	+ 550	+ 464
Total free	6,810	6,946	7,773	- 136	- 963
Earmarked, Rio ..	124	124	124	—	—
Ditto, Santos	2,949	2,949	2,949	—	—
V. Supply, World.	9,883	10,019	10,846	- 136	- 363

On September 1st, the world's visible, inclusive of S. Paulo Government stocks, stood at 9,883,000 bags, a shrinkage compared with the previous month of 136,000 bags, and of 963,000 bags as compared with August 1st last year.

World's Deliveries:—

	1919 Aug.	1918 Aug.	Differ- ence
In 1,000 bags.			
United States	865	938	- 73
10 European ports	645	245	+ 400
Other European ports	184	273	- 89
Cape, Argentine, Chile, Coastwise, etc.	86	159	- 73
Total, Brazil sorts	1,093	1,230	- 137
Ditto, other sorts	687	385	+ 302
Total, all sorts	1,780	1,615	+ 165

Increase in deliveries compared with last year of 165,000 bags or 10.2 per cent, accounted for by shrinkage of 147,000 bags or 11.1 per cent in Brazil sorts, but increase of 302,000 bags or 78.6 per cent in other sorts.

The increase took place: 400,000 bags or 163.3 per cent in 10 European ports. In other European ports there was a shrinkage of 89,000 bags or 32.5 per cent, of 73,000 bags or 7.8 per cent in the United States, and of 73,000 bags or 45.9 per cent in the Cape, Argentina, coastwise, etc.

COMPANHIA COMMERCIAL DE SÃO PAULO

SÃO PAULO
Rua Alvares Penteado, 39.
Caixa do Correio No. 1,113

RIO DE JANEIRO
Rua General Camara, 90-Sob.
Caixa do Correio No. 130

SANTOS
Rua José Ricardo, 35
Caixa do Correio No. 482.

CABLE ADDRESS
"WYSARD"

Managing Director: Edward W. Wysard. (Member of the British Chamber of Commerce of São-Paulo)
Exporter of: COFFEE—BEANS—RICE—LARD and other Brazilian Produce.

IMPORTERS - COMMISSIONS - CONSIGNMENT - CUSTOM HOUSE DESPATCHING IN SANTOS

AGENTS for the EXPORT DEPARTMENT of the LONDON MERCHANT BANK, Ltd., London

SOLE AGENTS for Messrs. PARQUHAR & GILL, North of Scotland Colour Works.

GENERAL AGENT IN EUROPE: G. H. WINRAM, 59 Mark Lane, LONDON, E. C.

Coffee Statistics

COFFEE LOADED (EMBARQUES).

During the week ended October 16th, 1919.

ENTRIES.

IN BAGS OF 60 KILOS.

During the week ended October 16th, 1919.

RIO	FOR THE WEEK ENDED			FOR THE CROP TO	
	Oct. 16 1919	Oct. 9 1919	Oct. 17 1918	Oct. 16 1919	Oct. 17 1918
Central and Leopoldina Ry.....	50,798	35,175	12,614	623,374	537,887
Ry.....	1,749	2,520	1,115	46,760	15,961
Inland.....	—	—	3,500	32,743	38,573
Overwise, discharged...	—	—	—	—	—
Total.....	52,492	40,695	17,229	702,877	592,374
Transferred from Rio to Nietheroy.....	—	—	—	—	—
Net Entries at Rio.....	52,492	40,695	17,229	702,877	592,374
Nietheroy from Rio & Leopoldina.....	—	—	—	—	—
Total Rio, including Nietheroy & transit.....	52,492	40,695	17,229	702,877	592,374
Total Santos.....	135,553	158,932	229,440	1,984,163	2,878,131
Total Rio & Santos.....	188,035	199,677	246,669	2,687,040	3,470,505

The total entries by the different S. Paulo Railways for the Crop to Oct. 16th 1919 were as follows:

	Past Judicial	Per Sorocabana and others	Total at S. Paulo	Total at Santos	Remaining at S. Paulo
1919/1920	1,410,109	675,295	1,985,395	1,984,163	—
1918/1919	—	—	—	—	—

SALES OF COFFEE (DECLARED).

During the week ended October 16th, 1919.

	Oct. 16/1919.	Oct. 9/1919	Oct. 17/1918
Rio.....	27,218	28,699	16,232
Santos.....	83,000	97,000	36,000
Total.....	110,218	125,699	62,232

VALUE OF COFFEE CLEARED FOR FOREIGN PORTS.

During the week ended October 16th, 1919.

IN BAGS OF 60 KILOS.

	Oct. 16 1919	Oct. 9 1919	Oct. 16 1919	Oct. 9 1919	Crop to Oct. 16/1919	
	Bags	Bags	£	£	Bags	£
Rio.....	31,310	140,100	142,479	62,435	752,970	3,415,084
Santos.....	62,034	176,136	462,309	1,150,588	1,992,302	14,499,974
Total 1919/1920..	93,344	316,236	604,788	1,773,023	2,745,272	17,915,058
do 1918/1919.	—	—	—	—	—	—

IN BAGS OF 60 KILOS.

	DURING WEEK ENDED			FOR THE CROP TO	
	1919 Oct. 16	1919 Oct. 9	1918 Oct. 17	1919 Oct. 16	1918 Oct. 17
Rio.....	60,642	64,533	16,576	786,210	421,421
Nietheroy.....	—	—	—	—	—
In transit.....	—	—	—	—	—
Total Rio including Nietheroy & transit.....	60,642	64,533	16,576	786,210	421,421
Santos.....	136,325	82,369	82,576	1,945,356	1,202,548
Total Rio & Santos.....	196,967	147,402	99,152	2,731,566	1,623,969

COFFEE PRICE CURRENT.

During the week ended October 16th, 1919.

	Oct. 10	Oct. 11	Oct. 13	Oct. 14	Oct. 15	Oct. 16	Ave- rage	Clos- ing Oct. 15
RIO—milreis per 10 kilos...	11,848	11,984	12,052	—	12,256	12,256	—	—
Market No. 4 10ks.	12,244	12,490	12,523	12,188	12,733	12,733	12,289	12,120
• N. 7	11,439	11,575	11,643	—	11,849	11,849	—	—
• N. 8	11,780	11,916	11,945	11,780	12,188	12,188	11,832	11,711
• N. 9	—	—	—	11,234	11,303	11,303	—	—
SANTOS milreis per 10 kilos.	10,894	11,051	11,099	—	10,758	10,758	—	11,144
Spot No. 4	10,350	10,498	10,554	10,690	—	—	10,699	10,622
Spot No. 7 10ks.	16,500	16,500	16,500	16,500	16,500	16,500	16,500	—
n. YORK, cent. per lb.....	14,000	14,000	14,000	14,000	14,000	14,000	14,000	—
Spot Rio No. 6	16 1/2	16 1/2	—	—	16 1/4	17 1/8	—	17 1/4
• No. 7	16-	16-	—	—	16 3/4	16 5/8	—	16 3/4
Spot Santos No. 4	25 1/2	25 1/2	—	—	25 1/4	25 1/2	—	25 1/2
• No. 7	23 3/4	23 3/4	—	—	23 1/2	23 3/4	—	23 3/4
Options—								
• Dec.....	15.10	14.90	Holiday	15.25	15.45	16.14	15.34	16.00
• Mar.....	15.03	14.83	—	15.10	15.35	16.04	15.27	15.93
• May.....	15.61	14.84	—	15.10	15.35	—	15.06	15.96
HAVRE > 50 Kilos francs.								Oct. 17
Dec....	203.50	203.00	203.50	203.50	205.00	207.00	204.25	207.25
Mar....	183.50	183.00	183.50	183.50	185.00	186.50	184.16	187.75
May....	186.00	186.00	186.00	186.00	187.00	188.50	186.41	188.50
LONDON per owt Options— shillings								Oct. 17
• Dec....	117/6	—	119/-	119/9	119/6	120/6	119/3	121/3
• March.	112/9	—	113/9	113/-	114/9	116/-	114/3	116/6
• May...	107/6	—	109/3	108/9	109/3	109/9	108/8	110/3

COFFEE SAILED.

During the week ended 16th October, 1919, were consigned to the following destinations: IN BAGS OF 60 KILOS.

PORTS	UNITED STATES	EUROPE & MEDITERRANEAN	COAST	RIVER PLATE	GAPE	OTHER PORTS	TOTAL FOR WEEK	CROP TO DATE
Rio.....	28,500	2,180	—	650	—	—	31,310	795,907
Santos....	40,718	20,864	—	454	—	—	62,084	1,994,240
19 & 1920..	69,318	28,024	—	1,104	—	—	99,344	2,790,147
1918/1919..	—	—	—	—	—	—	—	—

OUR OWN STOCK. IN BAGS OF 60 KILOS.

RIO Stock on Oct. 9th, 1919	441,275
Entries during week ended Oct. 18th, 1919	52,482
Loaded (Embarques), for the week Oct 16th, 1919.	493,757
STOCK AT RIO ON Oct. 16th, 1919.	453,115
Stock at Nictheroy and Porto da Madama and Ilha do Vianna Oct. 9th, 1919	29,528
Afloat on Oct. 9th, 1919	20,885
Entries at Nictheroy plus total embarques including transit.	60,642
	110,853
Deduct: embarques at Nictheroy, Porto da Madama and Vianna and sailings during the week Oct. 16th, 1919.	31,310
STOCK IN NICTHEROY AND AFLOAT ON Oct. 16th, 1919.	79,543
STOCK IN 1st and 2nd HANDS and THOSE AT NICTHEROY and AFLOAT ON Oct. 16th, 1919.	512,658
SANTOS Stock on Oct. 9th, 1919	4,984,232
Entries for week ended Oct. 18th, 1919	135,553
	5,120,085
Loaded (embarques) during same week.	188,328
STOCK AT SANTOS ON Oct. 16th, 1919.	4,933,757
BAHIA stock on Oct. 9th, 1919.	20,300
Entries during week ended Oct. 16th, 1919.	14,000
	34,300
Clearances during same week	16,600
Stock at Bahia on Oct. 16th, 1919.	17,700
Stock at Rio, Santos and Bahia Oct. 16th, 1919	5,514,115
do do do do Oct. 9th, 1919	5,496,018
do do do do Oct. 17th, 1918	8,376,115
Including 3,073,585 bags purchased by the São Paulo Government	

MANIFESTS OF COFFEE. RIO DE JANEIRO.

During the week ended October 16th, 1919.

GELRIA—Amsterdam	Ant. J. V. Gonzalez	—	1,010
CHICAGO BRIDGE—New York	Castro Silva & Co.	—	1,000
SAMARA—Bordeaux	E. Johnston & Co.	500	
Ditto—	Louis Boher & Co.	600	
Ditto—Dakar	Louis Boher & Co.	50	1,150
DANIA—Buenos Aires	Ornstein & Co.	—	650
QUEEN LOUIS—New York	Arbuckle & Co.	2,000	
Ditto—	Louis Boher & Co.	1,250	
Ditto—	Carlo Pareto & Co.	1,000	
Ditto—	Castro Silva & Co.	250	4,500
HUBERT—New Orleans	E. Johnston & Co.	12,750	
Ditto—	Hard Band & Co.	3,250	
Ditto—	McKinlay & Co.	1,800	
Ditto—	Grace & Co.	1,000	
Ditto—	Carlo Pareto & Co.	1,000	23,000
Total overseas		—	31,310

SANTOS.

During the week ended October 16th, 1919.

GARONNA—B. Aires.	E. A. Toledo & Co.	450
Ditto—	A. Falcao	4
LAO—Gothenburg	Harold Cross	2,500
Ditto—	Grace & Co.	750
Ditto—	E. Johnston & Co.	500
Ditto—Stockholm	Naumann Gepp & Co.	1,750
Ditto—	E. Johnston & Co.	1,800
Ditto—	Grace & Co.	500
Ditto—Malmo	Toledo Asumogao	1,000
Ditto—	E. Johnston & Co.	1,000

Ditto—	Comp. Prado Chaves	250
Ditto—	S. A. C. M. Wright	250
Ditto—Consumption	Lars Packness	4
Ditto—	Braz. Transmarine Co.	2
Ditto—	Luiz Campos	1
		9,508

QUEEN LOUISE—N. York	Arbuckle & Co.	23,900
Ditto—	Silva Ferreira & Co.	3,500
Ditto—	Harold Cross	3,250
Ditto—	Theod. Wille & Co.	2,500
Ditto—	S. A. Casa Malta	2,000
Ditto—	Hard Band & Co.	1,750
Ditto—	Naumann Gepp & Co.	1,300
Ditto—	R. A. Toledo & Co.	1,000
Ditto—	C. Paulista de Export.	750
Ditto—	De La Cour & Co.	625
Ditto—	Miguel Nehemy	140
Ditto—	Oscar Azevedo	1
		40,716

BAYARD—Amsterdam	Naumann Gepp & Co.	1,000
Ditto—	F. S. Hampshire	800
Ditto—	Comp. Prado Chaves	500
Ditto—	De L Cour & Co.	500
Ditto—	The Overs. Co. of Braz.	5
Ditto—Bergen	Naumann Gepp & Co.	1,250
Ditto—	Leon Israel & Co.	250
Ditto—Trondajem	Naumann Gepp & Co.	1,000
Ditto—Stavanger	Comp. Prado Chaves	500
Ditto—Aalesund	Hard Band & Co.	200
Ditto—Consumption	Lars. Packness	1
		6,006

MARTIN SAENZ—Consumption	R. Hermanos	—	13
HUELVA—Seville	Luciano Bravo	—	5,336
DEMERARA—Lisbon	Whitaker Brotero & Co.	—	1
Total overseas		—	62,034

VICTORIA.

GRAECTA—New York	Vivacqua & Irmaos	22,000
Ditto—	A. Prado & Co.	10,000
Ditto—	Hard Band & Co.	500
		32,500

PERNAMBUCO MARKET REPORT.

Sugar. Entries to 7th have been 4,055 bags against 6,999 bags last month and 51,517 bags last year for same date. There have been few samples this week in the Exchange, but any decent quality gives full prices for planters and whites 3a are still sailable at 10\$, somenos 8\$600 and bruto secco 7\$200. Early in the week 200 bags of usinas were sold at 11\$300, supposed to be new sugars, but probably was ground from old canes, as although some experiments are reported as having been made from the new canes, the result has been so unsatisfactory that experiments have not been proceeded with, the canes not only being very small, but still quite green and full of water. With the exception of Para, the home markets still hold off from buying and nothing has gone to Rio or Santos this week, but as compensation 10,000 bags of crystals have gone to Havre. Dealers prices are again unchanged this week, but holders continue very firm and in no way inclined to make concessions. The local consumption is good and easily works up the daily entry. Shipments during the week have been: Northern ports 7,639 bags, Rio Grande ports 800 bags and Havre 10,000 bags.

Cotton. Entries to 7th have been 1,239 bags against 3,422 bags last month and 1,547 bags last year for same date. The market has remained paralysed during the week and not a single sale has been reported and even the big rise in Liverpool reported on 7th had no effect and shippers say they have no enquiry whatever for the article either from Europe or any of the home markets. Shipments during the week have been only small: Bahia 207 bags and Santos 165 pressed bales. Advices from the interior are quite depressing and caterpillars and other pests continue to play havoc with the young plants and many places that were looking for at least half a crop now say their districts will give nothing at all.

Coffee. Market unchanged with buyers at 17\$ to 18\$, with little doing.

Cereals. The demand for local and up-country consumption continues unabated and sales are confined to imports from the outports, as nothing of home growth is yet available. Milho from the north sold early in the week at 17\$ to 19\$ per bag of 60 kilos, but with free arrivals price has dropped to 13\$ to 14\$. Beans, new

arrivals from south quoted 17\$500 to 18\$ per bag of 60 kilos, with old stock offered at 15\$ to 16\$. Farinha, quotations remain unchanged for Porto Alegre at 18\$ per bag of 50 kilos and Bahia is available at 16\$.

Weather. The week has been one of fine hot days and on three or four nights light showers have fallen.

Freights. No change to note in rates, but cargo is scarcer and s.s. Professor is still here filling up slowly.

Exchange has been firm all the week, opening on 4th for collection at 14 9-16d, with 14 5-8d in City Bank, but only 14 3-8d in Bank of Brazil and market closed firm at 14 5-8d, without money. 5th, Sunday. 6th, collection at 14 9-16d, with 14 5-8d in Banco Recife and Ultramarino, 14 19-32d in American and 14 21-32 in City Bank; market very firm without business offering. 7th, collection at 14 11-16d, with 14 5-8d in Ultramarino and American, but only 14 3-8d in Bank of Brazil; the close was firm, with 14 11-16 and nothing doing; small lots of private paper reported done at 14 13-16d. 8th, collection at 14 11-16d, with 14 23-32d in Ultramarino and 14 1/4d in City, but at close market seemed rather easier. 9th, collection at 14 5-8d, with 14 11-16d in Ultramarino and American and 14 15-32d in Bank of Brazil. 10th, collection same as previous day and private done at 14 11-16d and at close at 14 1/4d.

RUBBER

Stock on 31st August, 1919 5,981
Receipts during September, 1919 2,600 8,581

Exports.	U.S.	Europe	South	
3—Cutibert	1,474	—	—	
4—Holbein	342	—	—	
5—Manco	744	—	—	
8—S. Paulo	—	—	1	
13—Tennyson	272	—	—	
16—Biran	694	—	—	
22—Anselm	—	253	—	
	3,526	253	1	3,780

Stock on 30th September, 1919 4,801

In First Hands—Upriver fine 370, Tapajoz fine and coarse and Low Amazon 20, Tocantins ball and Xingu 120, Islands fine 70, Islands coarse 15, Cameta coarse 70 665
In Second Hands—General Rubber Co. of Brazil 43, Stowell & Co. 110, Aldebert H. Alden Ltd. 14, J. Marques 110, Berringer & Co. 100, Alfredo Valle & Co. 80, Chamie & Koury Ltd. 35, Sundries 170, Banco do Brazil 2,750, In transit 724 4,136

COTTON

The Pernambuco Market closed on 15th October weak, at 42\$ per 15 kilos sellers of 1st grade, unaltered as compared with previous Wednesday; buyers retired.

Entries for the week ended 15th October amounted to 1,400 bags, as against 1,200 bags for the previous week and 800 bags for the corresponding week last year. For the crop to 15 October, entries amounted to 10,100 bags, as against 10,700 bags for the corresponding period last crop. Stocks on 15th October, 61,200 bags, as against 60,100 bags on previous Wednesday and 13,900 bags on same date last year.

—The Rio Market closed on Wednesday, 15th October, firm, with good enquiry and prices quoted as follows, per 10 kilos:—Sertões, 33\$500 to 35\$, as against 33\$ to 34\$ on previous Wednesday; 1st grades, 33\$ to 33\$500, as against 32\$ to 33\$; mediums,

30\$ to 32\$500, as against 26\$ to 28\$; Paulista 26\$ to 27\$, as against 25\$ to 26\$.

The movement for the week ended 15th October was as follows, in bales:—

Stocks on 8th October	40,670
Entries during the week	2,367
Available	43,037
Deliveries during same week	3,848

Stocks on 15th October, 1919 39,189

The movement compares with that of the previous week as follows:—Increase in entries of 856 bales and of 712 bales in deliveries, but decrease in stocks of 1,481 bales.

—The S. Paulo Market.—The raw spot market closed on 15th October firm at 34\$500 per 15 kilos, as against 32\$500 to 33\$ on previous Wednesday.

The future raw market closed on same date firm, with sales of 1,000 arrobas (15 tons) at 34\$500 per arroba (15 kilos) for November delivery; 30,000 arrobas (450 tons) at 35\$800; 13,000 arrobas (195 tons) at 37\$; 6,000 arrobas (90 tons) at 37\$100; 1,000 arrobas (15 tons) at 37\$150, and 2,000 arrobas (30 tons) at 37\$200, all for December delivery.

Total sales on 15th October, 53,000 arrobas or 795 tons at 34\$500 for November and 35\$800 to 37\$200 for December. Quotations ruled as follows per 15 kilos:—

	15 October, 1919		8 October, 1919	
	Sellers	Buyers	Sellers	Buyers
October	36\$000	34\$100	33\$300	32\$100
November	36\$000	35\$300	33\$100	33\$000
December	37\$300	37\$100	34\$700	34\$600
January	37\$700	37\$300	35\$400	35\$000

Unginned cotton closed on 15 October with spot steady at 11\$ per 15 kilos, as against 10\$ on previous Wednesday. The future market closed steady, with prices quoted as follows, per 15 kilos:—

	15 October, 1919		8 October, 1919	
	Sellers	Buyers	Sellers	Buyers
October	12\$000	retired	11\$500	retired
November	11\$700	11\$000	11\$700	11\$200

Cotton seed closed on 15 October with spot quiet at 1\$500 per 15 kilos up-country, unaltered as compared with previous Wednesday. Futures quiet at 2\$500 sellers for October for February delivery, as against 2\$200 on previous Wednesday, buyers retired.

—The Liverpool market closed on 15 October steady, with rise of 134 to 262 points, as compared with the previous Wednesday and quoted as follows, per lb.:—

	15 Oct,'19	8 Oct,'19	16 Oct,'18
Pernambuco & Maceio fair.....	26.23d	23.71d	27.60d
American fully middling, spot ..	23.03d	21.11d	—
Ditto, November futures	22.47d	20.68d	—
Ditto, January	21.96d	20.58d	—

—The New York market closed on 15 October steady with rise of 57 points as compared with the previous Wednesday, quotations ruling as follows, per lb.:—

	15 Oct,'19	8 Oct,'19	16 Oct,'18
American futures, January	33.84c	33.27c	30.14c
Ditto, May	33.43c	33.38c	29.68c

—Clearances of raw cotton during the week ended 15th October were as follows:—From Santos, per Samara, to Bordeaux, 50 bales weighing 8 tons, valued at £1,575.

SUGAR

Clearances overseas of sugar at the ports of Rio and Santos during the week ended 15th October, were as follows, in bags of 60 kilos:—

From Rio de Janeiro. Oct. 10, s.s. Maranguape, Oran, Louis Boher & Co. 5,667; S. Kerouas & Co. 1,000; Marseilles, E. G. Fon-

tes & Co. 2,000; Oct. 10, s.s. Samara, Bordeaux, Fonseca Macha-
lo & Co. 2,500; Oct. 12, s.s. Rogier, Antwerp, The Overseas Co.
of Brazil, 1,500; Total, Rio 12,667.

From Santos, Oct. 8, s.s. Samara, Boardeux, Sundry shippers,
18 bags.

Destination	Port of Origin		
	Rio Bags	Santos Bags	Total Bags
Oran	6,667	—	6,667
Bordeaux	2,500	17	2,517
Antwerp	1,500	—	1,500
Marseilles	2,000	—	2,000
Total for the week	12,667	17	12,684
Ditto, 1 to 15 October	24,702	38	24,740
Ditto, 1 Jan. to 15 Oct. 1919	158,820	10,070	168,890
Ditto, 1 Jan. to 16 Oct. 1918	174,618	10,191	184,809

Total f.o.b. value of clearances for the week at the two ports
amounted to £45,536; for the month to 15 Oct, £88,817; for the
year, from 1 Jan. to 15 October, £351,502.

—Rio Market closed on 15th October firm, with fair enquiry
for export and prices quoted as follows, unaltered as compared with
the previous Wednesday, per kilo: White crystal, \$840 to \$860;
ditto, 3rd grade, \$860; yellow crystal, \$730 to \$880; mascavinho,
\$680 to \$720; mascavo, \$600.

The movement for the week ended 15 October was as follows,
in bags:—

Stocks on 8th October	118,487
Entries during the week	30,146
Available	148,633
Deliveries during same week	28,382
Stocks on 15th October, 1919	120,251
Ditto, 16th October, 1918	206,181

—Pernambuco Market closed on 15th October quiet, with
prices quoted as follows, per 15 kilos: Crystals 11\$500, not quoted
on previous Wednesday. Other qualities nominal.

Entries during the week ended 15th October amounted to
10,400 bags, as against 4,600 bags for the previous week and 26,200
bags for the corresponding week last year. For the crop to 15th
October, entries amounted to 38,800 bags, as against 241,100 bags
for the corresponding period last crop. Stocks on 15 October,
74,400 bags, against 81,800 bags on previous Wednesday and
249,300 bags same date last year.

—S. Paulo Market closed with spot prices nominal and not
quoted. Futures closed with crystal, good dry, quoted as follows,
per bag of 60 kilos:—

	15 October, 1919		8 October, 1919	
	Sellers	Buyers	Sellers	Buyers
October	n/q	48\$000	—	—
November	50\$000	48\$000	52\$300	51\$500
December	49\$300	48\$500	52\$000	51\$500
January	49\$000	47\$500	50\$500	50\$200

BEANS

Clearances overseas of beans at the ports of Rio and Santos
during the week ended 15th October, in bags of 60 kilos, were as
follows:—

From Santos, Oct. 8, s.s. Samara, Bordeaux, Jessouroun
Irmaos & Co. 1,000; F. Conceicao, 860. total 1,860 tons.

From Rio de Janeiro, Oct. s.s. Maranguape, Marseilles, Cas-
tro Silva & Co. 1,000 bags; Oct. 10, s.s. Samara, Bordeaux, Tei-
xeira Borges & Co. 8 bags.

Destination	Port of origin.		
	Rio Bags	Santos Bags	Total Bags
Bordeaux	8	1,860	1,868
Marseilles	1,000	—	1,000
Total for the week	1,008	1,860	2,868
Ditto, 1 to 15 October	2,008	25,143	27,151
Ditto, 1 Jan. to 15 Oct. 1919	61,618	374,492	436,110
Ditto, 1 Jan. to 16 Oct. 1918	60,610	400,626	461,231

Total f.o.b. value of clearances at the two ports for the week
amounted to £3,304; for the month to 15th October, £31,278; for
the year, from 1st January to 15th October, 1919, £574,175.

—The Rio Market. Some enquiry for export. The market was
firm throughout the week, with prices quoted as follows, per bag
of 60 kilos:—Mulatinho, 22\$ to 23\$, unaltered as compared with
the previous week; fradinho, 25\$ to 26\$, as against 22\$ to 23\$;
amendoim, 22\$ to 23\$, unaltered; Porto Alegre coloured, 18\$ to
21\$, as against 20\$ to 21\$; manteiga (butter) 22\$ to 24\$, as aga-
inst 22\$ to 23\$; enxofre (per 66 kilos) 20\$ to 22\$, as against
20\$ to 21\$; white, 18\$ to 20\$, as against 18\$ to 19\$; sundry
grades, 11\$ to 14\$; black, superior 17\$ to 18\$; ditto, fair, 13\$
to 14\$.

—The Sao Paulo Market. Mulatinho da secca (dry season)
spot closed on 15th October with good, clear, cleaned, quiet at
9\$700 per bag of 60 kilos; good dirty, steady at 9\$200. The futu-
re market closed on same date with mulatinho, clear, quiet, as fol-
lows:—November, buyers, 10\$800, sellers, 11\$; December, buyers,
10\$400, sellers, 10\$00; January buyers 9\$, sellers, 11\$; mulatinho
dirty, December, buyers, 9\$600, sellers, 11\$. White beans, spot,
paralysed; futures quoted as follows:—November, buyers 16\$, sel-
lers, 19\$500; December, buyers only at 16\$600.

No enquiry for export.

RICE

Clearances overseas of rice at the ports of Rio and Santos
during the week ended 15th October, in bags of 60 kilos, were as
follows:—

From Santos, Oct. 11, s.s. Bayard, Bergen, Vils Johnson &
Co. 1,000 bags.

Destination	Port of Origin		
	Rio Bags	Santos Bags	Total Bags
Bergen, total for the week	—	1,000	1,000
Total, 1 to 15 October	112	9,362	9,474
Ditto, 1 Jan. to 15 Oct., 1919	5,717	60,539	66,256
Ditto, 1 Jan. to 16 Oct., 1918	13,469	71,967	85,436

Total f.o.b. value of clearances at the two ports for the week
amounted to £2,901; for the month to 15th October, £27,484; for
the year to 15th October, £173,848.

—The Rio Market. Nothing doing for export. The market
was firm throughout the past week at prices which were quoted
as follows, per bag of 60 kilos:—Brilhado, 1st, 50\$ to 57\$600;
ditto, 2nd, 48\$ to 51\$600; special, 48\$ to 57\$600; superior, 44\$
to 51\$600; good, 40\$ to 45\$600; fair, 34\$ to 39\$600; white, from
North, 38\$ to 45\$600; rajado, from north, 34\$ to 39\$600; split
rice, 28\$ to 33\$600; sanga, 26\$ to 30\$.

—S. Paulo market closed on 15th October unaltered as com-
pared with the previous Wednesday, quotations ruling as follows,
per bag of 60 kilos:—Spot agulha, cleaned, special, 42\$; ditto,
superior, 40\$; good, 37\$; fair, 36\$; second or split rice, 24\$.
Cattete, spot, quiet, with cleaned, special, at 38\$; superior,
36\$500; good, 35\$; split, 34\$500; second, 23\$500; quirera, 22\$.
The future market closed quiet with agulha in husk at 26\$ for
sellers and 24\$ buyers for October and 26\$500-sellers-for-December.

MANDIOCA MEAL

There were no clearances overseas of mandioca meal at either port of Rio or Santos during the week ended 15th October.

—The Rio market was steady throughout the past week at prices which ruled as follows, per 45 kilos:—Porto Alegre, special 15\$ to 15\$500; ditto, fine, 14\$ to 14\$500; ditto, medium fine, 13\$ to 14\$, all unaltered as compared with the previous week; ditto, sifted, 12\$500 to 13\$, as against 12\$ to 13\$; coarse, 12\$ to 12\$300, as against 12\$300 to 12\$800; Laguna, sifted, 12\$300 to 12\$500, as against 12\$300 to 12\$800; ditto, coarse, 11\$500 to 12\$800, unaltered. Nothing doing for export.

—The Sao Paulo market closed on 15th October with no enquiry for export and spot quiet at 16\$500 per 60 kilos for Rio Grande, 1st grade; 12\$ per 60 kilos for Araras, 1st; 11\$500 per 45 kilos for Araras, 2nd. Prices unaltered as compared with the previous Wednesday.

COCOA

Clearances overseas of cocoa at the ports of Rio and Bahia according to manifests received during the week ended 15th Oct. in bags of 60 kilos, were as follows:—

From Bahia, Oct. 9, s.s. Phidias, New York, Sundry shippers, 16,500 bags; Oct. 7, s.s. Sangus, Buenos Aires, sundry shippers, 100 bags; Oct. 7, s.s. Browning, Buenos Aires, Sundry shippers, 110 bags; Oct. 7, s.s. Drechteland, Amsterdam, Sundry shippers, 2,450 bags; Oct. 9, s.s. Virginia, Copenhagen, Sundry shippers, 3,000 bags; Total, Bahia, 22,150 bags.

Destination	Port of Origin.		
	Rio Bags	Bahia Bags	Total Bags
New York	—	16,500	16,500
Copenhagen	—	3,000	3,000
Amsterdam	—	2,450	2,450
Buenos Aires	—	200	200
Total for the week	—	22,150	22,150
Ditto, 1 to 15 October	—	50,000	50,000
Ditto, 1 Jan. to 15 Oct. 1919	12,085	660,472	672,557
Ditto, 1 Jan. to 16 Oct. 1918	50,350	395,000	445,350

Total f.o.b. value of clearances at the two ports for the week amounted to £148,782; for the month to 15th October, £335,850; for the year to same date, £3,391,429.

Clearances for the week amounted to 22,150 bags, as against 27,850 bags for the previous week and 100 bags for the corresponding week last year. For the month to 15th October, clearances were large and amounted to 50,000 bags, as against 17,190 bags for the corresponding period last month and 31,100 bags Oct. last year, and for the year to 15 October, 672,557 bags, as against 445,350 bags for the corresponding period last year.

—The Bahia market. Enquiries for Europe have been more active and prospects for the future look promising.

MEAT

There were no clearances overseas of chilled meat during the week ended 15th October.

The British and Argentine Meat Co.'s Profits. The turnover of this company for the last two years reached the respectable sum of £14,000,000. The company's total capital is approximately £2,000,000 and its financial record for each of the past five years was as follows:—1914, net profit, £67,200, dividend nil; 1915, £652,500 and 12½ per cent; 1916, £411,000 and 12½ per cent; 1917, £445,500 and 12½ per cent; 1918, £410,000 and 12½ per cent.

In spite of all difficulties put in the way of meat companies during the war, this particular company secured good profits throughout that period, their army contracts more than compensating for the contraction in ordinary trade.

LARD

Clearances overseas of lard at the ports of Rio and Santos during the week ended 15th October, in tons of 1,000 kilos:

From Rio de Janeiro, Oct. 10, s.s. Maranguape, Genoa, J. Flogiati & Co. (4,500 cases) 331 tons; Oct. 12, per s.s. Rogier, Antwerp, Dutch Consulate, (800 cases) 50 tons; Costa Carneiro & Co. (300 cases) 22 tons; Rotterdam, J. Renner & Co. (1,500 cases) 110 tons, Durich & Co. (3,400 cases) 232 tons; total Rio, (10,500 cases) 754 tons.

Destination	Port of origin.		Total Tons
	Rio Tons	Santos Tons	
Rotterdam	342	—	342
Genoa	331	—	331
Antwerp	72	—	72
Total for the week	745	—	745
Ditto, 1 to 15 October	940	366	1,306
Ditto, 1 Jan. to 16 Oct. 1919	10,128	4,188	14,316

Total f.o.b. value of clearances at the ports for the week amounted to £89,594; for the month to 15th October £157,060; for the year from 1st Jan. to 15th October, £1,568,217.

—Rio Market.—Some enquiry for export. The market was firm throughout the past week and unaltered, as compared with the previous week, and quoted as follows, per kilo:—Porto Alegre, Laguna, Itajahy, Minas and S. Paulo grades, in tins of 20 kilos each, 1\$850 to 2\$200; in tins of 2 kilos each, Porto Alegre, 1\$850 to 2\$200; Itajahy, Rio and S. Paulo, 1\$850 to 2\$000.

—The S. Paulo Market.—Market paralysed and prices not quoted.

HIDES

Clearances overseas of hides at the ports of Rio and Santos during the week ended 15th October, in tons of 1,000 kilos, were as follows:

From Rio de Janeiro, Oct. 12, per s.s. Rogier, Rotterdam, Durich & Co. 235 tons salted and 47 tons dry; G. Larue & Co., 127 tons salted and 47 tons dry; Cia Commercial Hollandeza da America do Sul, 92 tons salted; R. Coit & Co. 67 tons salted; Oct. 14, per s.s. Lao, Gothenburg, Cia Mercantil Suco Brasileira, 53 tons salted; Total Rio, 668 tons.

Destination	Port of origin.		Total Tons
	Rio Tons	Santos Tons	
Rotterdam	615	—	615
Gothenburg	53	—	53
Total for the week	668	—	668
Ditto, 1 to 15 October	717	193	910
Ditto, 1 Jan. to 15 Oct. 1919	11,154	2,764	13,918
Ditto, 1 Jan. to 16 Oct. 1918	12,213	2,935	15,148

Summary of clearances by quality, from 1st January to 15th October, 1919:—

Quality	Port of Origin.		Total Tons
	Rio Tons	Santos Tons	
Salted	10,643	2,752	13,395
Dry	511	12	523
Total	11,154	2,764	13,918

Total f.o.b. value of clearances at the ports for the week amounted to £85,587, of which £51,872 salted and £33,715 dry; for the month to 15 Oct, £115,594; for the year, from 1st Jan. to 15th October, £1,252,717.

Clearances for the week were heavy and amounted to 668 tons, against 242 tons for the previous week and 625 tons for the corresponding week last year. For the month to 15th October, clearances at the two ports amounted to 910 tons, as against 642 tons for the corresponding period last month and 725 tons October last year, and for the year, from 1st January to 15th October, 13,918 tons, as against 15,148 tons for the corresponding period last year, of which former 13,395 tons were salted and 523 tons dry hides.

—The s.s. Queen Louis took 21 tons of goat skins and 8 tons sheep skins from Rio to New York.

—Bahia clearances: Oct. 9, s.s. Phidias, New York, 13 tons of dry hides, 8 tons of salted hides, 6 1-2 tons of goat skins and 6 1-2 tons of sheep skins; Oct. 7, s.s. Drechterland, Amsterdam, 31 salted hides.

MANGANESE

There were no clearances of manganese at any of the usual ports during the week ended 15th October.

The movement at Rio de Janeiro for the week ended 15th October was as follows, in tons of 1,000 kilos:—

Stocks on 8th October, 1919	254,580
Entries during the week	1,432

Stocks on 15th October (approximate)	256,012
--	---------

Entries for the week amounted to 1,432 tons, as against 5,735 tons for the previous week. Stocks on 15th October show increase of 1,432 tons as compared with previous week.

TOBACCO

Clearances overseas of Leaf Tobacco at the ports of Rio, Santos and Bahia according to manifests received during the week ended 15th October, in tons of 1,000 kilos, were as follows:—

From Rio de Janeiro: 10, Maranguape, Algiers, Castro Silva & Co. 8; 12, Rogier, Antwerp, Produce & Warrant Co. 19; S. A. Eta. E. Laport 11, Leite & Rodrigues 2; total Rio, 40 tons.

From Bahia: 9, Gelia, Amsterdam, sundry shippers, 146; 5, Portfield, Buenos Aires, sundry shippers, 62; ditto, Montevideo 7, Sangus, Buenos Aires, sundry shippers, 378; ditto, Montevideo, sundry shippers, 165; 7, Drechterland, Amsterdam, sundry shippers, 88; 9, Virginia, Copenhagen, sundry shippers, 282; total Bahia, 1,128 tons.

Destination	Port of Origin.			Total Tons
	Rio Tons	Santos Tons	Bahia Tons	
Buenos Aires	—	—	440	440
Copenhagen	—	—	282	282
Amsterdam	—	—	294	294
Montevideo	—	—	172	172
Antwerp	32	—	—	32
Algiers	8	—	—	8
Total for the week	40	—	1,128	1,168
Ditto, 1 to 15 October.....	40	15	1,128	1,183
Do, 1 Jan. to 15 Oct, 1919	1,755	354	26,352	28,461
Do, 1 Jan. to 16 Oct, 1918	963	9	21,499	22,471

Total f.o.b. value of clearances for the three ports for the week amounted to £120,917 and for the month to 15 Oct. to £123,161.

Clearances for the week at the three ports were heavy and amounted to 1,168 tons, as against 15 tons for the previous week. For the year, from 1 Jan. to 15 Oct, clearances were the record and amounted to 28,461 tons, as against 22,471 tons for the corresponding period last year.

The greater part of the clearances to Amsterdam are in transit for Germany.

—The Rio Market.—Enquiries for small quantities for export. The market closed on 15 October firm, with prices unaltered as compared with the previous Wednesday and quoted as follows, per 15 kilos (arroba):—Rio Grande, leaf, yellow 1st, 26\$ to 28\$; ditto, 2nd, 24\$ to 26\$; ditto, common, 24\$ to 26\$; ditto, common, 2nd, 22\$ to 24\$; Bahia, running lots, 30\$ to 33\$.

SUNDRY PRODUCE

Cotton Meal.—Cleared per s.s. Grampus, Santos to Aarhus (Denmark), 1,500 bags; per s.s. Bayard, Santos to Christiania, 2,216 bags; total 3,716 bags.

Cotton Meal Cakes.—Cleared per s.s. Grampus, Santos to Aarhus (Denmark) 16,140 bags; per s.s. Bayard, Santos to Christiania, 190 bales.

Bananas.—Clearances at Santos during the week ended 15th October were as follows:—12, s.s. Martin Saenz, Buenos Aires, 14,896 bunches; 9, Garonna, Buenos Aires, 22,223 bunches; total, 37,119 bunches.

Mamona (castor seed).—There were no clearances during the week ended 15 October. The Aidan will take 5,000 bags at Santos for New York and Plutarch 1,000 bags ditto. Mamona was quoted at S. Paulo on 15 October at \$280 to \$300 per kilo spot.

COAL

Coal Output in U.K. Increasing. A current issue of "The Board of Trade Journal" gives provisional figures of the tonnage weekly output of coal in the U.K. from 31 May to 6 Sept. as follows:—May 31, 4,812,595 tons; June 7, 4,644,034; June 14, 3,256,508; June 21, 4,736,841; June 28, 4,806,933; July 5, 4,728,588; July 12, 4,796,148; July 19, 3,893,952; July 26, 2,537,954; Aug. 2, 3,614,776; Aug. 9, 2,642,895; Aug. 16, 3,726,499; Aug. 23, 3,989,762; Aug. 30, 4,354,983; Sept. 6, 4,509,863. The production for the week ended 6 Sept. shows an improvement of 154,880 tons over the preceding week, which was due to an advance of nearly 200,000 tons in the output of Yorkshire.

SHIPPING

The Freight Market. There is little change to report in the situation of the freight market in general.

A general strike was declared at Santos on 20th inst, which has completely paralysed the port, and vessels are unable to load or unload. The motive for the strike is somewhat obscure; but it seems to have originated in an attempt of the Santos Prefect to replace rebellious motormen by firemen. The strike spread by sympathy to other classes, but as we write there are good hopes of matters being arranged. In consequence, nothing has transpired with regard to freight rates and berthings at Santos, but a report states that tonnage for French ports is easier.

At Rio the market was unaltered, though enquiry for space for coffee for U.S. was fairly active. The market is now flat in sympathy with Santos.

There was less tonnage pressing on the market, and freight rates were steady to firm.

The embargo on entries of German shipping has been removed, and several steamers are said to be expected at Rio Grande do Sul to load produce for German markets. So far, however, signs of revival of local German trade are not much in evidence, the only ex-enemy firm that seems to do much export business being Ornstein & Co., exclusively with neutral or allied countries.

The London Freight Market. ("Daily Telegraph," Sept. 24.) Homeward markets remain without fresh features, business being on a limited scale, and rates easier on private voyages. There is a good demand for coal, case oil, and general cargoes to South

PRINCE LINE

Regular Service of Steamers between **New York, Brazil and River Plate, and vice-versa.**

NEXT SAILINGS FOR NEW YORK

EXPECTED FROM NEW YORK

NEXT SAILINGS FOR NEW ORLEANS

"GLENORCHY"

END OF OCT.

"KOREAN PRINCE" 24th. OCTOBER.
"TUDOR PRINCE" EARLY NOV.

"GRECIAN PRINCE" 28th., 29th. OCTOBER

H. L. WRIGHT, GENERAL AGENT, SANTOS. — HARD, RAND & CO., AGENTS, VICTORIA.
CAIXA No. 388 CONDE & CO., AGENTS, BAHIA. CAIXA No. 3845.

Agents in Rio de Janeiro: **DAVIDSON, PULLEN & CO.,**

Telephones:

Norte, 5010 & 5011

RUA DA QUITANDA, 145

Teleg. Add.: "Princline"
Riojaneiro

America at full rates. Outward markets firm. Time charter firm at 25s to 30s British and 40s to 45s neutrals for a period of 12 months general trade.

Santos Movement. Entries of vessels at the port of Santos during the month of September numbered 139 ships aggregating 260,860 tons, of which former 122 were steamers, 12 yachts, 4 sailing craft and a sea-going barge. Of the total of 260,860 tons, 211,984 tons were under foreign flags and 48,876 tons national. Of total of 139 vessels, 71 were Brazilian, 21 British, 9 Italian, 8 American, 6 Argentine, 6 Dutch, 5 Swedish, 4 French, 3 Norwegian, 2 Spanish, 2 Danish, 1 Chilean and 1 Belgian. Of same total, 120 vessels discharged cargo, 9 in transit and 10 in ballast.

BOATS LOADING OR EXPECTED TO LOAD COFFEE AT THE PORTS OF RIO DE JANEIRO AND SANTOS.

Name—Flag—Date of loading.	Approx. Capacity Bags	Engaged Bags	Freight Based on Santos
For the United States—			
Aiden (Brit.) Oct.	50,000	7,500	\$1.00
Frankmere (Brit.) Oct.	55,000	—	\$1.00
Byron (Brit.) Oct.	20,000	20,000	\$1.00
*Sheridan (Brit.) Oct.	60,000	—	Do.
Lancaster Castle (Brit.) Oct. ...	50,000	—	Do.
Glenetive (Brit.) Oct.	70,000	—	Do.
Glenoreky (Brit.) Oct.	70,000	48,000	Do.
*Grecian Prince (Brit.) Oct.	70,000	—	Do.
Korean Prince (Brit.) Oct.	75,000	—	Do.
*Pintarch (Brit.) Oct.	50,000	—	Do.
Socrates (Brit.) Oct.	50,000	—	Do.
Tudor Prince (Brit.) Oct.	70,000	—	Do.
Pacific (Amer.) Oct.	50,000	—	Do.
Tabor (Amer.) Oct.	80,000	—	Do.
Chetopa (Amer.) Oct.	60,000	—	Do.
Sta. Olivia (Amer.) Oct.	130,000	—	Do.
Milwaukee Bridge (Amer.) Oct.	70,000	—	Do.
Denis (Brit.) Nov.	50,000	—	Do.
*Hawaii Maru (Jap.) Dec.	100,000	—	?
Total United States	1,230,000	75,000	
For Europe—			
Scaldier (Belg.) Oct.	50,000	8,400	£10
Somme (Brit.) Oct.	120,000	100,000	£10, £11, 210f.
Cimbrier (Belg.) Oct.	120,000	—	£10
Kronp. Margarita, Oct.	35,000	15,000	220cr.
Piave (Braz.) Oct.	60,000	11,500	175\$Oran
Benevente (Braz.) Oct.	80,000	—	—
Siris (Brit.) Nov.	100,000	100,000	£10, £11, 255f.
Severn (Brit.) Nov.	100,000	100,000	Do.
Trevier (Belg.) Nov.	90,000	—	£10
Radnorshire (Brit.) Dec.	100,000	100,000	—
Total Europe	855,000	434,900	

*For New Orleans, others New York.

Note.—French lines, Havre, 255 fcs and 10 per cent. British lines, Rio to U.K. ports, 255s and 5 per cent; Santos, ditto, less 5s. For Havre, same as French lines.

Of the total capacity available of 1,230,000 bags for U.S., the British flag accounts for 740,000 bags, American flag for 390,000 bags and Japanese for 100,000. The British flag accounts for total of 75,000 bags engaged (declared) for same destination.

CURRENT FREIGHT RATES.

Royal Mail.—Rio-London, 255s and 5 per cent per 1,000 kilos; Santos, 5s less; Rio and Santos-Havre, 255 francs and 10 per cent per 900 kilos; Rio and Santos-Antwerp, £10 per 1,000 kilos net; Rotterdam, £11 per 1,000 kilos; Rio-Europe, mandioca starch, £6 per 1,000 kilos.

Lamport & Holt.—Rio-U.K., same as Royal Mail; Rio and Santos-U.S., coffee, \$1.00 per bag in full for New York and New Orleans.

Prince Line.—Rio and Santos-New York, \$1.00 per bag of coffee in full for New York and \$1.15 for New Orleans.

Royal Belgian Lloyd.—Rio and Santos-Antwerp, £10 per 1,000 kilos net.

French Lines.—Rio-Havre, 255 fcs. and 10 per cent per 1,000 kilos cereals; ditto per 900 kilos coffee; Rio-Marseilles, 350 fcs. per 1,000 kilos in full. Bordeaux, 280 fcs. per 900 kilos coffee.

Scandinavian Lines.—Rio-Copenhagen, 250 crowns per 1,000 kilos net; Rio-Malmoe and Gothenburg, 230 crowns net; Rio-Christiania, Bergen and Trondhjen, 240 crowns. Rio Helsingfors, 280 crowns.

Italian Lines.—Rio-Genoa, 350s net. Lloyd Nacional.—Brazil-Marseilles, 300\$ per 1,000 kilos net; Genoa, 250\$ ditto; Spain and Gibraltar, 220\$ ditto; Pireus (Greece) 300\$ ditto.

Lloyd Brasileiro.—Rio-Havre and Antwerp, £8 per 1,000 kilos. Rio and Santos-New York, \$1.00 per bag.

Royal Holland Lloyd.—Rio-Holland, florins 130 and 10 per cent per 1,000 kilos; Santos-Holland, 115 florins and 10 per cent.

Japanese Lines.—Rio and Santos-Antwerp, £10 per ton; Rio and Santos-Cape Town and Durban, 170s per ton of 1,000 kilos net.

Spanish Lines.—Rio-Spain, 500 pesetas and 5 per cent per 1,000 kilos.

Sundry Lines.—Rio-Portugal, 300fcs. per 1,000 kilos; Spain, 400psts.; Holland, 130fls & 10%; Gibraltar, 400fcs. per 1,000 kilos. Rio-Mediterranean, £14; Algiers, Oran Alexandria and Phillipville, 350fcs per 1,000 kilos; Pireaus, 500fcs. per 1,000 kilos net; Rio and Santos-U.S., 80c.—\$1.15 per bag of coffee; Rio-River Plate, 3\$500 per bag.

Sailing vessels.—Rio-Continent of Europe, nominal.

THE

PRODU

En

Flag.
Brazilian
Argentine
Danish
French
Spanish
Dutch
British
Italian
Japanese
American
Norwegian
Swedish
Sundry

Total

Vessels A

Flag
British
Brazil, ov
American
Norwegian
Swedish
Dutch
French
Spanish
Danish
Italian
Argentine

Total ove
Braz, coar

Total for
Ditto, 8

Over
numbered
sels with
Of th
steamers
U.S. port

THE PRODUCE & WARRANT COMPANY

SANTOS: 25 RUA SANTO ANTONIO — BAHIA: RUA S. JOAO
Buenos Aires: SAN MARTIN 233

Rio de Janeiro: Avenida Rio Branco, 45-47-49, 2nd floor.

Ship owners' representatives, Steamship Agents and loading brokers

Chartering, Berth loading for EUROPE and NORTH AMERICA

General Agents in Brazil for Royal Belgian Lloyd

BULL STEAMSHIP LINE, NEW YORK

and the **AMERICAN UNION LINE, NEW YORK**

TELEGRAMS :

PRODUCE } Rio de Janeiro
Santos.
Bahia
Buenos Aires

AGENTS IN BRAZIL FOR THE
TIDE WATER OIL COMPANY OF NEW YORK
FOR THE "VEEDOL" BRANDS LUBRICATING OIL
CORRESPONDENCE SOLICITED

TELEPHONES:

General: Norte 1937
Wheat Flour: Norte 4250
Coffea & Cereals: Norte 5205
Shipping: Norte 655
Insurance: Norte 1987

RIO DE JANEIRO: AVENIDA RIO BRANCO, 45-47-49, 2nd floor.

Entries at the Port of Santos, 9 months, Jan.-Sept.

Flag.	No.		Tons.	
	1918	1919	1918	1919
Brazilian	588	635	593,278	565,498
Argentine	50	40	22,197	21,100
Danish	22	12	43,891	23,301
French	16	42	57,416	160,955
Spanish	15	25	34,432	50,036
Dutch	1	22	4,608	105,476
British	74	132	319,017	495,696
Italian	25	38	87,737	146,154
Japanese	8	17	31,855	62,400
American	22	76	44,136	168,667
Norwegian	34	29	55,595	54,914
Swedish	13	20	29,844	48,028
Sundry	5	12	4,648	20,670
Total	873	1,100	1,328,654	1,922,895

2 each from Australian and Italian ports, and 1 each from French and Spanish ports and Gibraltar.

Of total British of 22 vessels, 21 were steamers and one sailer, 12 came from Plate ports, 5 from U.K. ports, 3 from U.S. ports and 1 each from Australian and Brazilian terminal ports.

Of total American of 9 vessels, 8 were steamers and 1 sailer, 5 came from U.S. ports, 3 from Plate ports and 1 from a Brazilian terminal port.

VESSELS ARRIVING AT THE PORT OF RIO DE JANEIRO.

During the week ended October 16th, 1919.

ITAPACY, Brazilian s.s., 510 tons, from Pelotas
 OELLA, Norwegian s.s., 2531 tons, from Rosario
 CAMPBELL, Brazilian s.s., 1374 tons, from Gibraltar
 POCONE, Brazilian s.s., 4201 tons, from Buenos Aires
 HAWAIIAN, American s.s., 3556 tons, from Norfolk
 SAMARA, French s.s., 2510 tons, from Buenos Aires
 ACEB, Brazilian s.s., 884 tons, from Para
 ITAQUEBA, Brazilian s.s., 920 tons, from Mossoro
 NEWONING, British s.s., 3149 tons, from Liverpool
 JEKYL, American s.s., 3285 tons, from Buenos Aires
 SUDBURY, American s.s., 3041 tons, from Rosario
 HIGHLAND PIPER, British s.s., 4721 tons, from London
 EASTEDN CITY, British s.s., 4283 tons, from Buenos Aires
 CARANGOLA, Brazilian s.s., 225 tons, from Bahia
 CAMPOS, Brazilian s.s., 3018 tons, from Para
 SIERRA MIRANDA, Norwegian galern, 1748 tons, from Melbourne
 PIAVE, Brazilian s.s., 1275 tons, from Buenos Aires
 BROTSBEG, Norwegian s.s., 2418 tons, from Buenos Aires
 HERSCHEL, British s.s., 3944 tons, from Liverpool
 W. H. WOODIN, American lugger, 1389 tons, from Santos
 MOGY, Brazilian tug, 130 tons, from Mossoro
 LAO, Swedish s.s., 1510 tons, from Santos
 GURUPY, Brazilian s.s., 599 tons, from Rio Grande
 LUUCANIA, Brazilian s.s., 287 tons, from Itajahy
 ITAPURA, Brazilian s.s., 925 tons, from Porto Alegre
 OYAPOCK, Brazilian s.s., 143 tons, from Guaratuba
 ITAPUCA, Brazilian s.s., 869 tons, from Porto Alegre
 HIGHLAND PRIDE, British s.s., 4705 tons, from La Plata
 ORBITA, British s.s., 9419 tons, from Southampton
 SOMME, British s.s., 3230 tons, from London
 BAYARD, Norwegian s.s., 2535 tons, from Buenos Aires
 S.DOUBADO, Brazilian s.s., 515 tons, from Montevideo
 TAPAJOZ, Brazilian s.s., 2442 tons, from New York
 QUEEN LOUISE, British s.s., 3139 tons, from Buenos Aires
 WEST KYSKA, American s.s., 4695 tons, from Rosario
 SOUTH PACIFIC, British s.s., 3270 tons, from Bahia Blanca
 NEUQUEM, Brazilian s.s., 1185 tons, from Buenos Aires
 MINAS GERAES, Brazilian s.s., 1643 tons, from Buenos Aires
 ARABIER, British s.s., 2481 tons, from Buenos Aires
 PHAROUSE, Brazilian m.s., 104 tons, from Cabo Frio
 RUY BARBOSA, Brazilian s.s., 779 tons, from Manaus
 IBIAPARA, Brazilian s.s., 862 tons, from Camocim
 WESTGATE, British lugger, 1814 tons, from Melbourne
 NORD ST. GERNEN, Danish s.s., 1338 tons, from Newport News
 MEGICO, Argentine s.s., 759 tons, from Buenos Aires
 PARDO, British s.s., 2797 tons, from Swansea
 DEMERARA, British s.s., 7292 tons, from Buenos Aires
 DIVA, Brazilian barque, 341 tons, from Cabo Frio
 MONTENEGRO, Brazilian barque, 294 tons, from Santos
 CAMBUSDOON, Norwegian s.s., 1656 tons, from Buenos Aires
 MURELLO, British s.s., 4431 tons, from New York
 GLENETIVE, British s.s., 3320 tons, from New York
 TREVISOSE, British s.s., 3702 tons, from Buenos Aires
 SICILY, British s.s., 2146 tons, from Rosario

Vessels Arriving at the Ports of Rio and Santos during the week ended 16th October, 1919.

Flag	Rio		Santos		Total	
	No.	Tons	No.	Tons	No.	Tons
British	17	66,918	5	20,350	22	87,268
Braz. overseas	7	12,640	4	3,688	11	16,328
American	5	15,839	4	11,501	9	27,340
Norwegian	5	10,893	2	3,531	7	14,424
Swedish	1	1,510	2	3,754	3	5,264
Dutch	—	—	2	3,253	2	3,253
French	1	251	1	1,988	2	2,239
Spanish	—	—	1	2,531	1	2,531
Danish	1	1,338	—	—	1	1,338
Italian	—	—	1	1,178	1	1,178
Argentine	1	759	—	—	1	759
Total overseas	38	110,148	22	51,774	60	161,922
Braz. coastwise	16	10,888	9	5,852	25	16,740
Total for week	54	121,036	31	57,626	85	178,662
Ditto, 8 Oct, 1919	51	122,253	22	53,977	73	176,230

Overseas arrivals at the two ports for the week ended 16 Oct. numbered 60 vessels aggregating 161,922 tons, as against 45 vessels with 157,634 tons for the previous week.

Of the total arrivals for the week of 60 vessels, 57 were steamers and 3 sailing craft, 32 arriving from Plate ports, 11 from U.S. ports, 6 from U.K. ports, 4 from Brazilian terminal ports,

THE BOOTH STEAMSHIP CO., LTD., LIVERPOOL

ROYAL MAIL LINE OF STEAMERS TO THE NORTHERN PORTS OF BRAZIL AND IQUITOS (PERÚ)

REGULAR AND FAST SERVICE OF STEAMERS BETWEEN

LIVERPOOL, HAVRE, CHERBOURG, VIGO, OPORTO (Leixões) and LISBON (calling at Madeira), and PARA, MANAOS, MARANHÃO, PARNAYBA, CEARA, NATAL, CABEDELLO, PERNAMBUCO and MACEIO

ALSO BETWEEN

NEW YORK AND PARA, MANAOS, MARANHÃO, CEARA, NATAL, CABEDELLO, PERNAMBUCO AND MACEIO, (CALLING AT BARBADOS).

AGENTS

BOOTH & CO. (LONDON) LTD., Pará. BOOTH & CO. (LONDON) LTD., Parnahyba
BOOTH & CO. (LONDON) LTD., Manáos. BOOTH & CO. (LONDON) LTD., Ceará.
BOOTH & CO. (LONDON) LTD., Maranhão. BOOTH & CO. (LONDON) LTD., Iquitos
and for ports South of Ceará—Messrs. JULIUS VON SOHSTEN & CO. (Perú).

VESSELS SAILING FROM THE PORT OF RIO DE JANEIRO

During the week ended October 16th, 1919.

MAGDALENE, Brazilian tug, 120 tons, for Ilha Grande
COBAL, Brazilian yacht, 90 tons, for Cabo Frio
ITAJUBA, Brazilian s.s. 869 tons, for Mossoro
ITABERA, Brazilian s.s. 897 tons, for Macau
DANIA, Danish s.s. 2221 tons, for Buenos Aires
BYRON, British s.s. 2526 tons, for Rio Grande
PHONIX, Danish s.s. 1145 tons, for Buenos Aires
EASTERN CITY, British s.s. 4283 tons, for Dunkirk
JEKYL, American s.s. 3272 tons, for New York
MOSSORO, Brazilian s.s. 924 tons, for Mossoro
MARAJÓ, Brazilian s.s. 1129 tons, for Victoria
LAGUNA, Brazilian s.s. 300 tons, for Laguna
ITAUQUERA, Brazilian s.s. 926 tons, for Porto Alegre
CAPIVARY, Brazilian s.s. 371 tons, for Porto Alegre
GAIVETA, Brazilian s.s. 101 tons, for Rio Grande
BRAGANCA, Brazilian s.s. 751 tons, for Itajaíh
GUAJARA, Brazilian s.s. 927 tons, for Pará
HERSCHEL, British s.s. 3944 tons, for Buenos Aires
PIAVE, Brazilian s.s. 1275 tons, for Genoa
LAO, Swedish s.s. 1510 tons, for Gothenburg
ORLA, Norwegian s.s. 2536 tons, for Rosario
BRATSBERG, Norwegian s.s. 2418 tons, for Bergen
SOUTH PACIFIC, British s.s. 2307 tons, for London
NEUQUEM, Brazilian s.s. 1185 tons, for Mossoro
POCONE, Brazilian s.s. 4210 tons, for Pará
WEST KYSKA, American s.s. 4597 tons, for Hamburg
CARANGOLA, Brazilian s.s. 226 tons, for S. J. da Barra
LUCANIA, Brazilian s.s. 207 tons, for Paranagua
CORONEL, Brazilian s.s. 122 tons, for Ponta Areia
PHAROUX, Brazilian m.s. 104 tons, for Cabo Frio
PARDO, British s.s. 2797 tons, for Rio Gallego
SOMME, British s.s. 3230 tons, for Santos
HIGHLAND LADDIE, British s.s. 4659 tons, for Buenos Aires
QUEEN LOUISE, British s.s. 3139 tons, for New York
DOVA RIO, Norwegian barque, 1398 tons, for Philadelphia
ITAPUCA, Brazilian s.s. 962 tons, for Porto Alegre
TREVISE, British s.s. 3702 tons, for Hull
SICILY, British s.s. 2146 tons, for Liverpool
KNUT JARL, Norwegian s.s. 1769 tons, for Buenos Aires
MEXICO, Argentine s.s. 758 tons, for San Francisco
HOLLANDIA, Dutch s.s. 4603 tons, for Buenos Aires
GLENETIVE, British s.s. 3322 tons, for Buenos Aires

VESSELS ARRIVING AT THE PORT OF SANTOS.

During the week ended October 16th, 1919.

RIO AMAZONAS, Brazilian s.s. 1040 tons, from Genoa
GURUPY, Brazilian s.s. 599 tons, from Rio Grande
LAO, Swedish s.s. 1510 tons, from Buenos Aires
K. MARGANET, Swedish s.s. 2244 tons, from San Francisco
CERES, Dutch s.s. 1682 tons, from Buenos Aires
BAYARD, Norwegian s.s. 1719 tons, from Buenos Aires
PLUTARCH, British s.s. 3587 tons, from New York

CHICAGO BRIDGE, American s.s. 2253 tons, from New York
ITAIPAVA, Brazilian s.s. 613 tons, from Aracaju
GONZAGA, Italian s.s. 1178 tons, from Genoa
MONT CLAIR, American s.s. 4773 tons, from New York
ANISSIPPI, American s.s. 2230 tons, from New York
SVALAN, Norwegian s.s. 1812 tons, from Baltimore
UYSESSE, Dutch s.s. 1625 tons, from Rosario
OYAPOCK, Brazilian s.s. 143 tons, from Guaratuba
S. DURADO, Brazilian s.s. 515 tons, from Montevideo
ITAPEMA, Brazilian s.s. 825 tons, from Rio
ITAPUCA, Brazilian s.s. 869 tons, from Porto Algere
RIO MACANHAN, Brazilian s.s. 490 tons, from Rosario
MINAS GERAES, Brazilian s.s. 1643 tons, from Buenos Aires
MARTIN SAENZ, Spanish s.s. 2531 tons, from Barcelona
ASQUAU, American s.s. 2240 tons, from New York
DEMERRABA, British s.s. 7292 tons, from Buenos Aires
GRECIAN PRINCE, British s.s. 3215 tons, from Buenos Aires
ITAUQUERA, Brazilian s.s. 926 tons, from Mossoro
BRAGANCA, Brazilian s.s. 751 tons, from Rio
LAGUNA, Brazilian s.s. 300 tons, from Rio
FRANKMEBE, British s.s. 3381 tons, from Buenos Aires
AGOUTAINE, French s.s. 1988 tons, from Marseilles
ITASSUCE, Brazilian s.s. 926 tons, from Porto Alegre
ITASSUCE, Brazilian s.s. 926 tons, from Porto Alegre
AIDAN, British s.s. 2875 tons, from Rio Grande

VESSELS SAILING FROM THE PORT OF SANTOS.

During the week ended October 16th, 1919

GARONNA, French s.s. 5561 tons, for Buenos Aires
CERES, Dutch s.s. 1628 tons, for Amsterdam
WIERINGEN, Dutch s.s. 1948 tons, for Buenos Aires
ITAIPAVA, Brazilian s.s. 613 tons, for Pelotas
OYAPOCK, Brazilian s.s. 143 tons, for Rio
S. DURADO, Brazilian s.s. 515 tons, for Rio
ITAPEMA, Brazilian s.s. 825 tons, for Porto Alegre
LAO, Swedish s.s. 1510 tons, for Gothenburg
ULYSSES, Dutch s.s. 1625 tons, for Amsterdam
GURUPY, Brazilian s.s. 599 tons, for Mossoro
ITAPUCA, Brazilian s.s. 869 tons, for Rio
QUEEN LOUISE, British s.s. 3139 tons, for New York
BAYARD, Norwegian s.s. 2536 tons, for Christiania
MARTIN SAENZ, Spanish s.s. 2532 tons, for Buenos Aires
GONZAGA, Italian s.s. 1178 tons, for Buenos Aires
ANISSIPPI, American s.s. 2230 tons, for Buenos Aires
VICTORIAN TRANSPORT, British s.s. 2849 tons, for Buenos Aires
MINAS GERAES, Brazilian s.s. 1643 tons, for Pará
ITAUQUERA, Brazilian s.s. 926 tons, for Porto Alegre
MONTENEGRO, Brazilian s.s. 294 tons, for Rio
DEMERRABA, British s.s. 7292 tons, for Liverpool
MONT CLAIR, American s.s. 4773 tons, for Buenos Aires
GLENARCHY, British s.s. 3019 tons, for Rio Grande
HUELVA, Spanish barque, 244 tons, for Seville
GRAMPUS, British s.s. 603 tons, for Denmark
LAGUNA, Brazilian s.s. 300 tons, for Florianopolis
BRAGANCA, Brazilian s.s. 751 tons, for Itajaíh
RIO AMAZONAS, Brazilian s.s. 1040 tons, for Paranagua
ITASSUCE, Brazilian s.s. 926 tons, for Mossoro
ASQUAU, American s.s. 2240 tons, for Buenos Aires